



US00D564569S

(12) **United States Design Patent**  
**Mage**

(10) **Patent No.:** **US D564,569 S**

(45) **Date of Patent:** **\*\* Mar. 18, 2008**

(54) **SUNGLASS**

(75) Inventor: **Jerome J. M. Mage**, Los Angeles, CA  
(US)

(73) Assignee: **Spy Optic, Inc.**, Carlsbad, CA (US)

(\*\*) Term: **14 Years**

(21) Appl. No.: **29/288,381**

(22) Filed: **Jun. 8, 2007**

(51) **LOC (8) Cl.** ..... **16-06**

(52) **U.S. Cl.** ..... **D16/325; D16/335**

(58) **Field of Classification Search** ..... D16/300-330,  
D16/101, 332-338; D29/109-110; D24/110.2;  
351/41, 44, 51-52, 62, 158, 92, 103-111,  
351/156, 61, 114-119, 121-123; 2/426-432,  
2/447-449, 441, 436, 434-437

See application file for complete search history.

(56) **References Cited**

**U.S. PATENT DOCUMENTS**

D210,418 S *	3/1968	Bloch .....	D16/326
3,689,136 A *	9/1972	Atamian .....	351/44
D335,133 S *	4/1993	Langley .....	D16/325
D336,097 S *	6/1993	Wiedner .....	D16/324
D345,744 S *	4/1994	Hirschman .....	D16/325
D420,035 S *	2/2000	Hartman .....	D16/325
D518,847 S *	4/2006	Teng .....	D16/326
D532,033 S *	11/2006	Mangum .....	D16/323
D534,573 S *	1/2007	Mage .....	D16/335
D534,574 S *	1/2007	Lane .....	D16/329
D536,027 S *	1/2007	Paulson .....	D16/335

D536,028 S *	1/2007	Paulson .....	D16/335
D537,467 S *	2/2007	Teng .....	D16/326
D539,830 S *	4/2007	Saderholm et al. ....	D16/326
D543,573 S *	5/2007	Chuang .....	D16/323
D547,794 S *	7/2007	Jannard et al. ....	D16/326
D548,269 S *	8/2007	Baden et al. ....	D16/313
D548,767 S *	8/2007	Jannard et al. ....	D16/309
D549,270 S *	8/2007	Daems et al. ....	D16/321
D552,154 S *	10/2007	Arnette .....	D16/326
D552,665 S *	10/2007	Mage .....	D16/326
D553,176 S *	10/2007	Yee et al. ....	D16/335
D554,689 S *	11/2007	Jannard et al. ....	D16/326

\* cited by examiner

*Primary Examiner*—Raphael Barkai

(74) *Attorney, Agent, or Firm*—Stetina Brunda Garred & Brucker

(57) **CLAIM**

The ornamental design for a sunglass, as shown and described.

**DESCRIPTION**

FIG. 1 is a front top perspective view of the sunglass of the present invention showing my new design;

FIG. 2 is a front elevational view thereof;

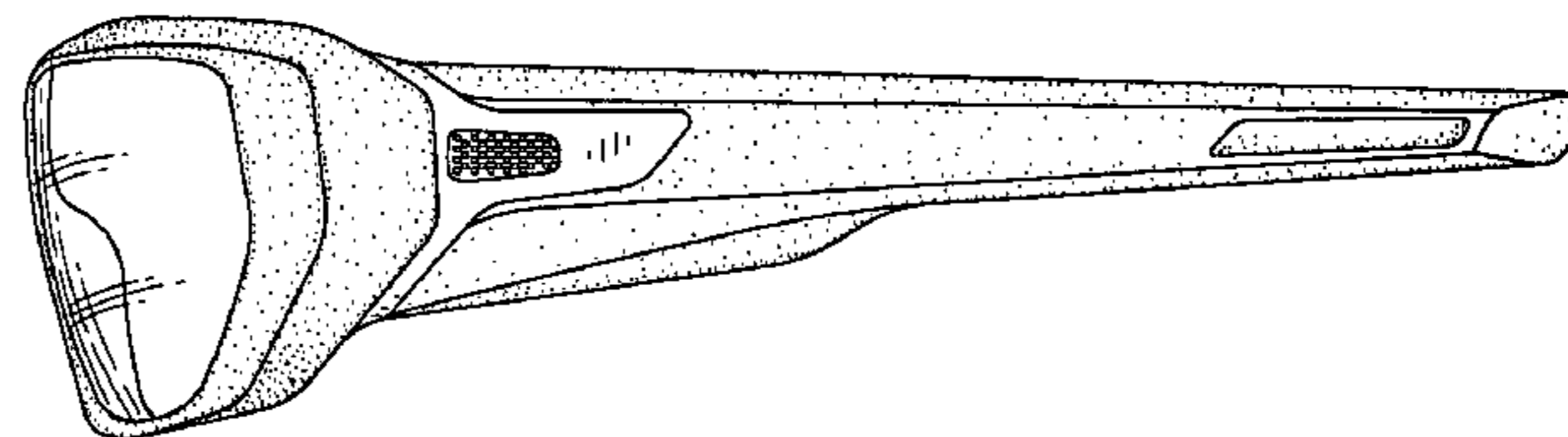
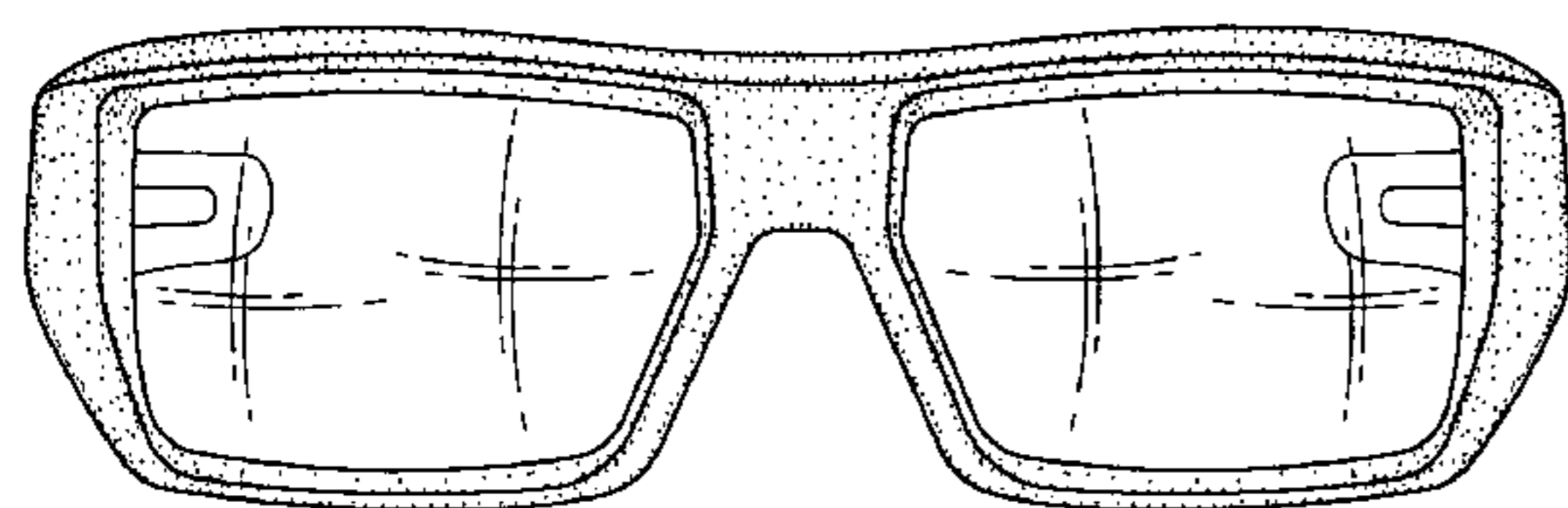
FIG. 3 is a right side view thereof;

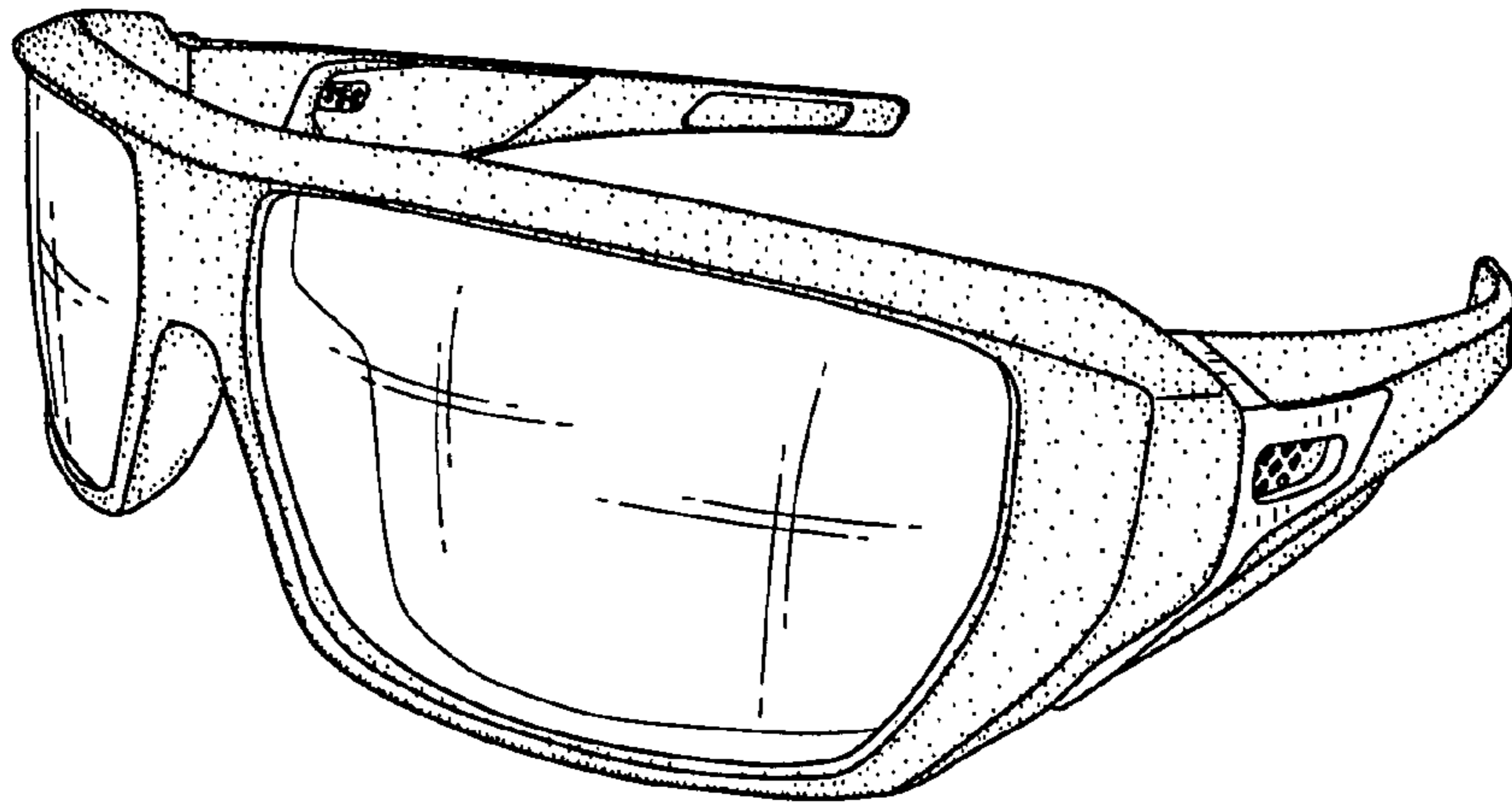
FIG. 4 is a rear elevational view thereof;

FIG. 5 is a bottom plan view thereof; and,

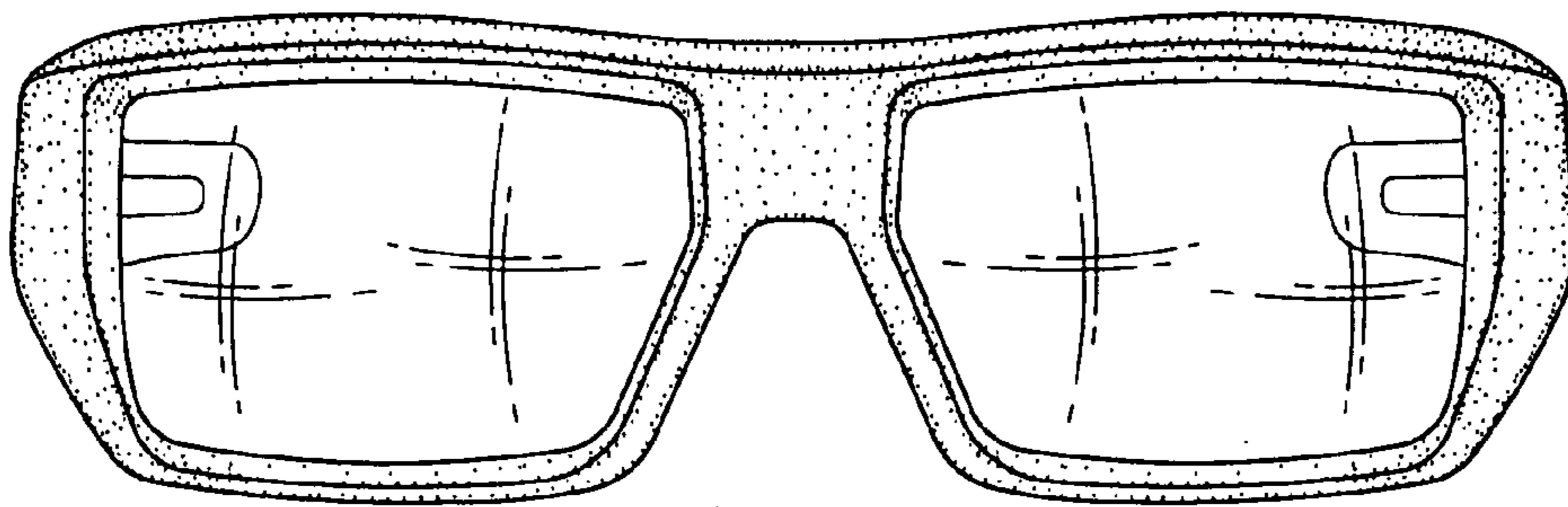
FIG. 6 is a top plan view thereof.

**1 Claim, 2 Drawing Sheets**

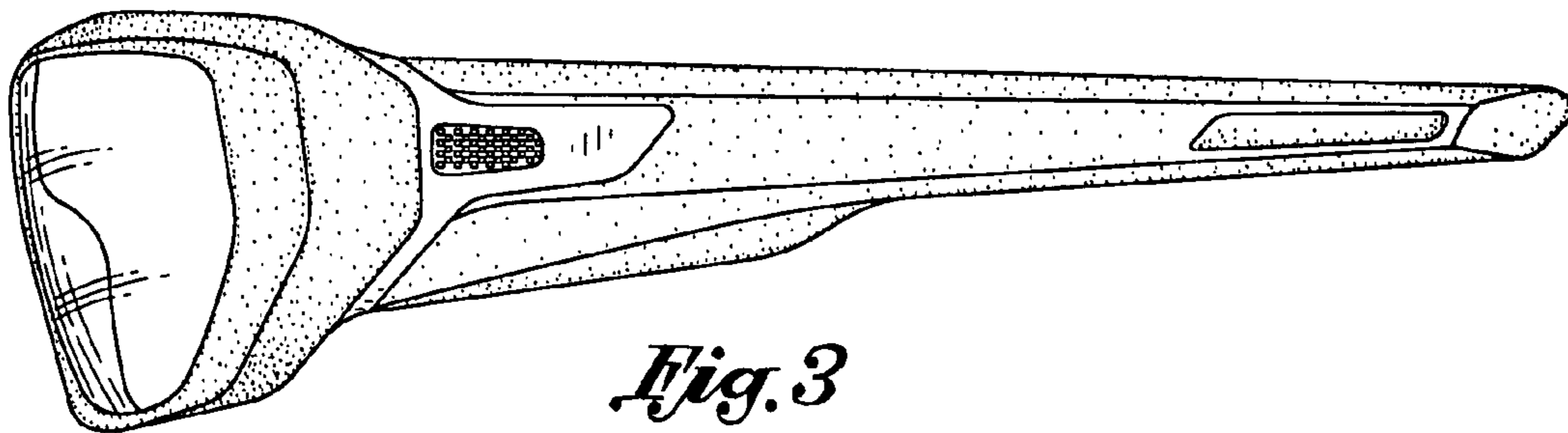




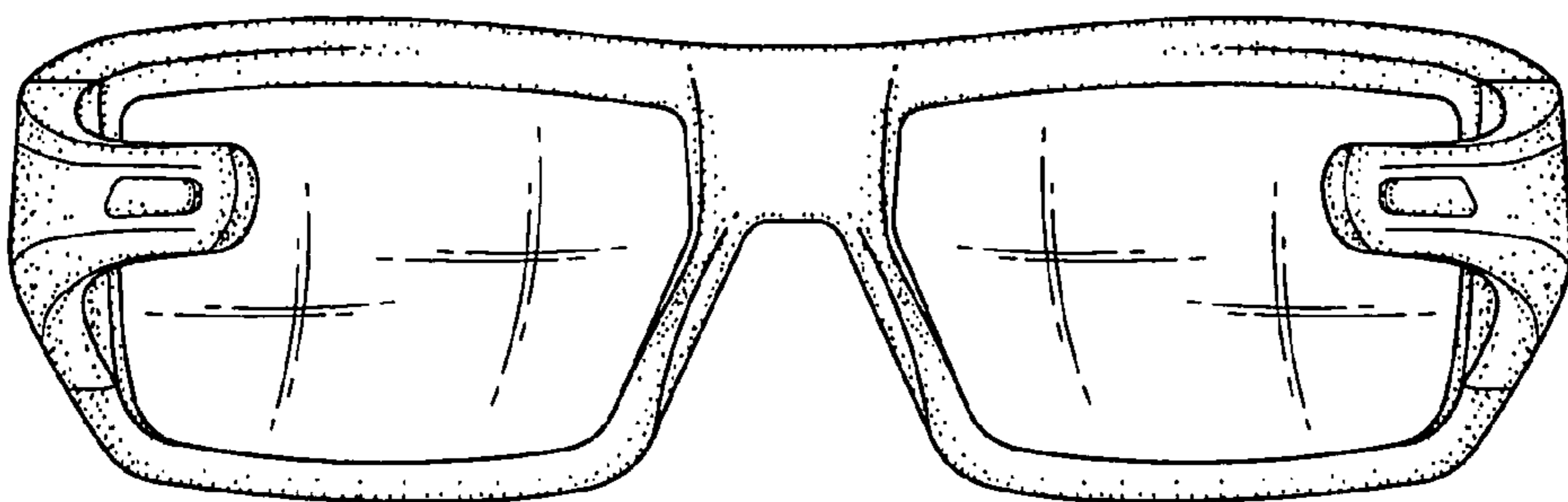
*Fig. 1*



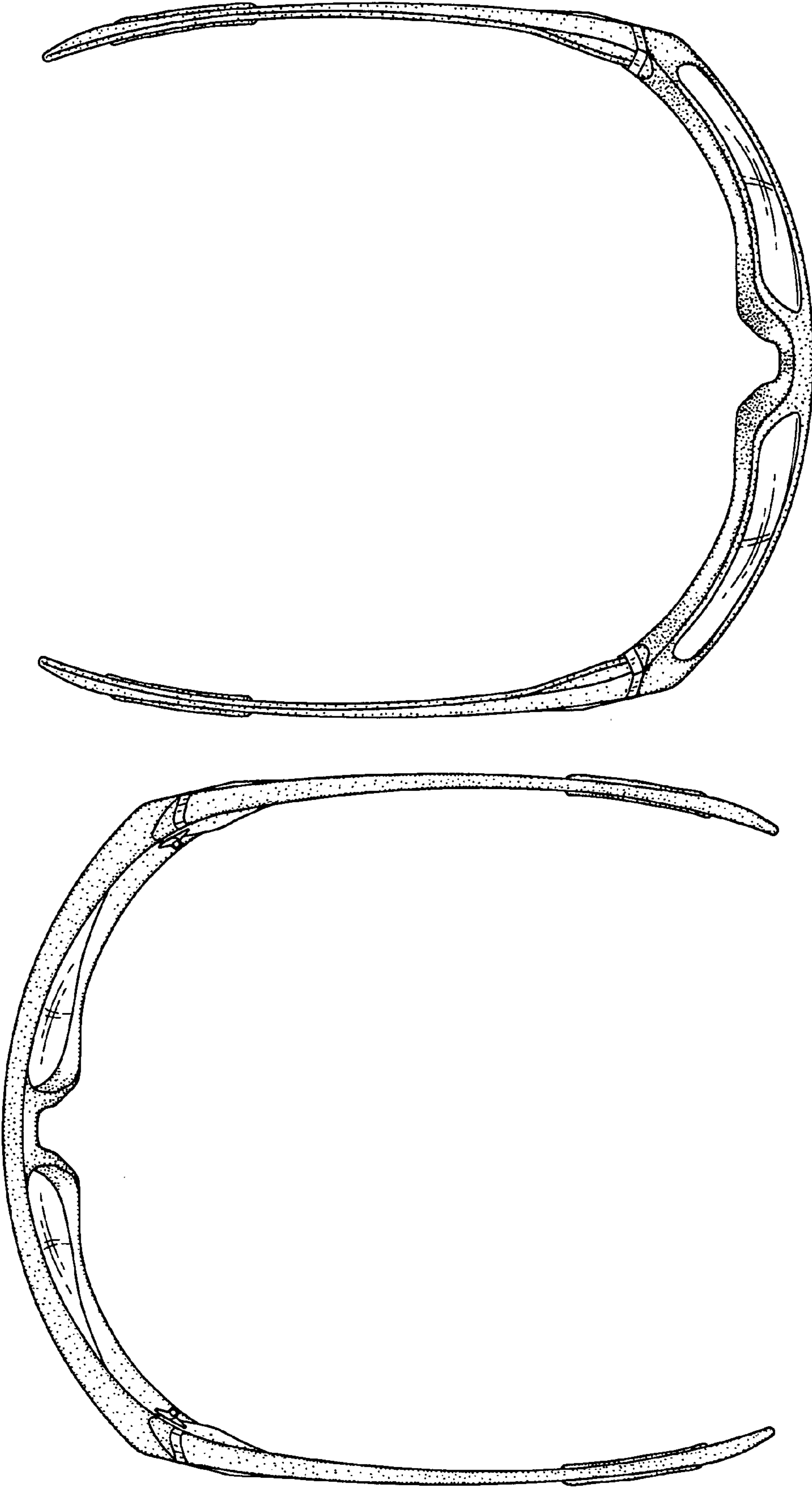
*Fig. 2*



*Fig. 3*



*Fig. 4*



*Fig. 6*

*Fig. 5*