



US00D564565S

(12) **United States Design Patent**
Oota et al.

(10) **Patent No.:** **US D564,565 S**
(45) **Date of Patent:** **** Mar. 18, 2008**

(54) **PROJECTOR**

(75) Inventors: **Yukihiko Oota**, Tokyo (JP); **Katsumi Sakaguchi**, Tokyo (JP); **Junsi Lee**, Tokyo (JP); **Shigenori Sakai**, Tokyo (JP); **Naoto Fukasawa**, Tokyo (JP)

(73) Assignee: **NEC Display Solutions, Ltd.**, Tokyo (JP)

(**) Term: **14 Years**

(21) Appl. No.: **29/273,429**

(22) Filed: **Mar. 5, 2007**

(30) **Foreign Application Priority Data**

Oct. 6, 2006 (JP) 2006-027198

(51) **LOC (8) Cl.** **16-02**

(52) **U.S. Cl.** **D16/230**

(58) **Field of Classification Search** D16/205, D16/208, 221, 225, 230, 231, 234; D21/514; 352/34, 242; 353/115, 119, 122
See application file for complete search history.

(56) **References Cited**

U.S. PATENT DOCUMENTS

- D449,060 S * 10/2001 Saeki et al. D16/230
- D449,331 S * 10/2001 Kawahara et al. D16/230
- D450,076 S * 11/2001 Fujimaki D16/230
- D473,253 S * 4/2003 Shimamoto D16/231
- 6,755,541 B2 * 6/2004 Nakano et al. 353/119
- D504,453 S * 4/2005 Junsi et al. D16/231

- 6,880,938 B2 * 4/2005 Nakano 353/119
- D511,353 S * 11/2005 Kawashima D16/230
- D523,058 S * 6/2006 On et al. D16/230
- D545,861 S * 7/2007 Naruki D16/230

FOREIGN PATENT DOCUMENTS

- DE 40505562.5 1/2006
- FR 054038 10/2006
- GB 3022417 9/2005

* cited by examiner

Primary Examiner—Ian Simmons

Assistant Examiner—Wan Laymon

(74) *Attorney, Agent, or Firm*—Seyfarth Shaw LLP

(57) **CLAIM**

The ornamental design for a projector, as shown and described.

DESCRIPTION

FIG. 1 is a perspective view of a projector showing our new design;

FIG. 2 is a front elevational view thereof;

FIG. 3 is a rear elevational view thereof;

FIG. 4 is a right side elevational view thereof;

FIG. 5 is a left side view elevational view thereof;

FIG. 6 is a top plan view thereof; and,

FIG. 7 is a bottom plan view thereof.

The broken line in FIG. 2 is for illustrative purposes only and forms no part of the claimed design.

1 Claim, 5 Drawing Sheets

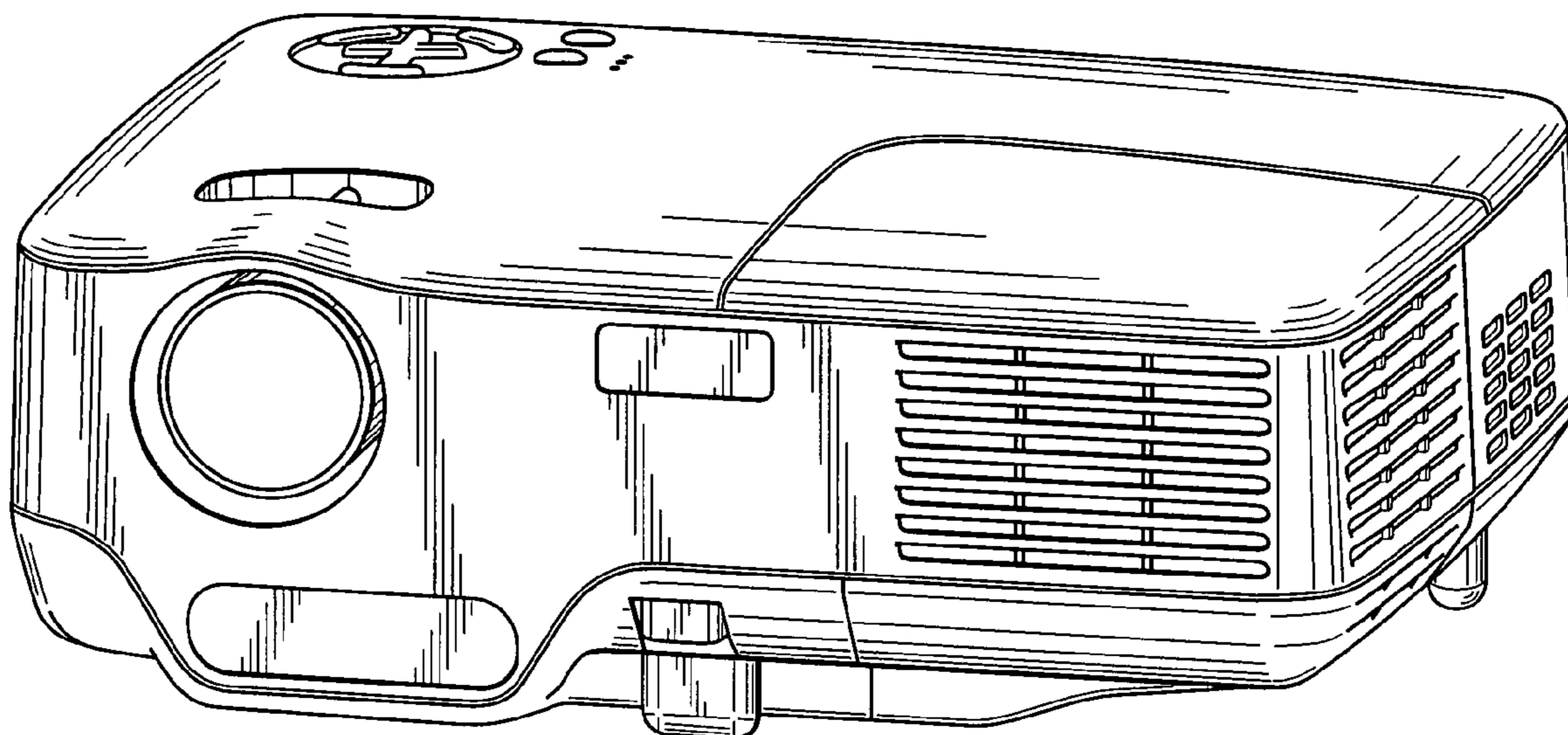


Fig. 1

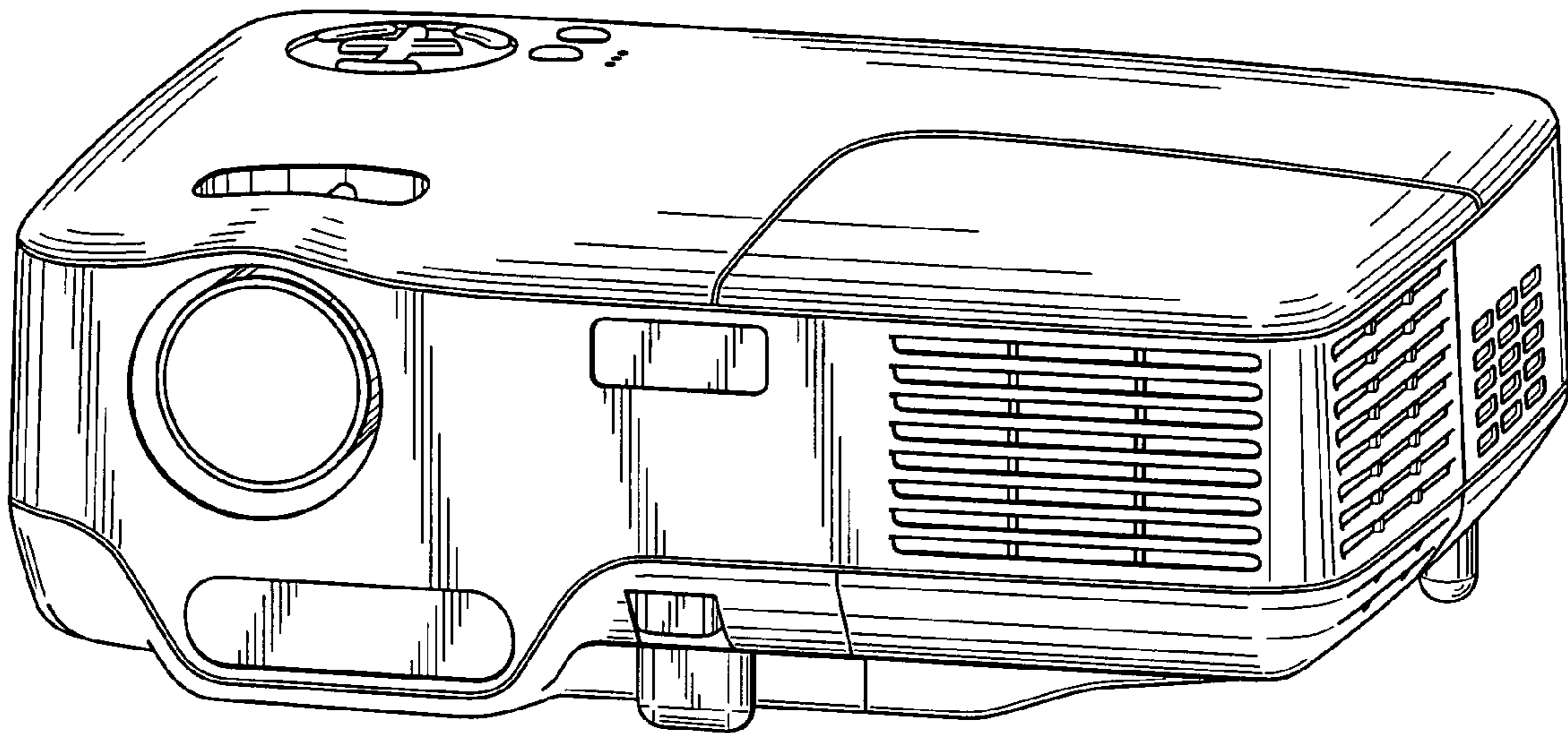


Fig. 2

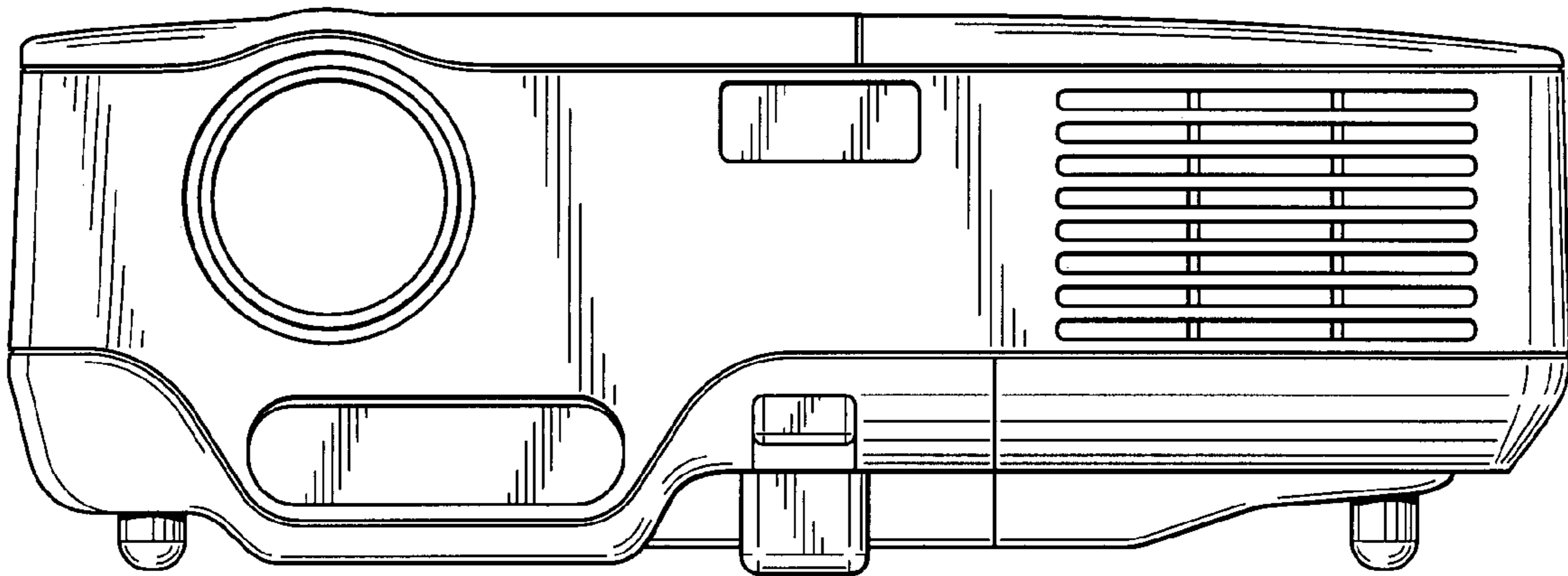


Fig. 3

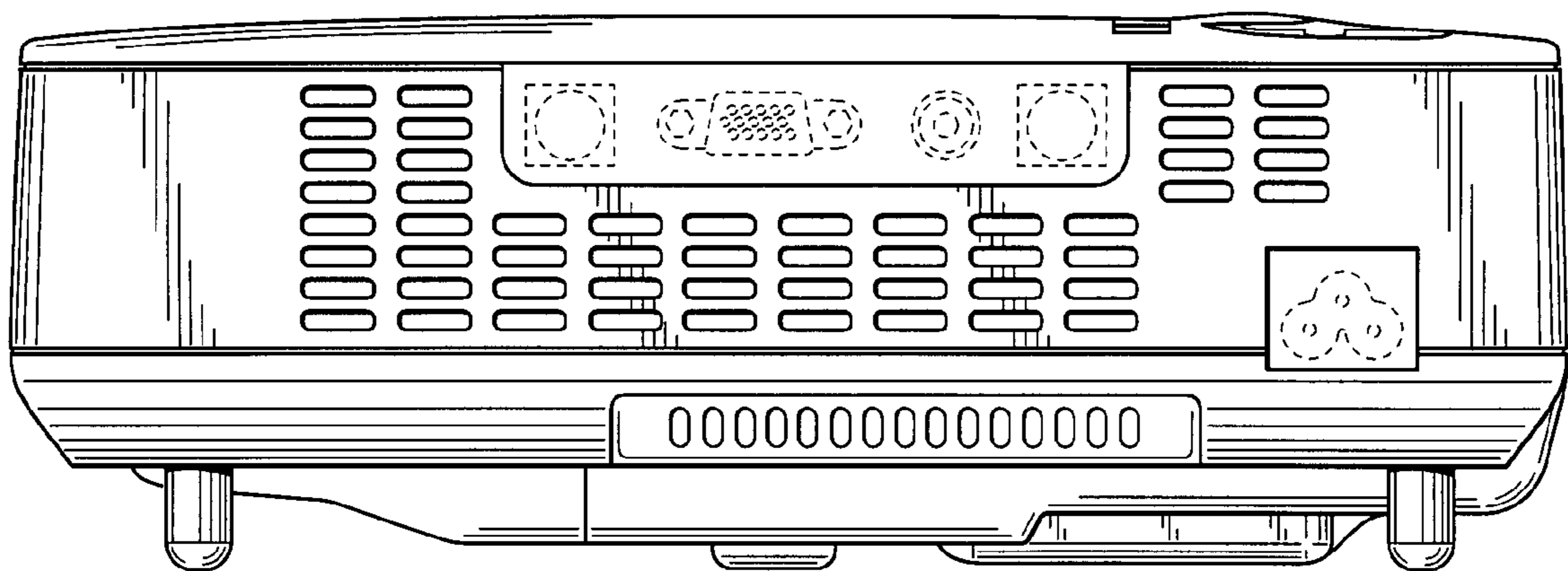


Fig. 4

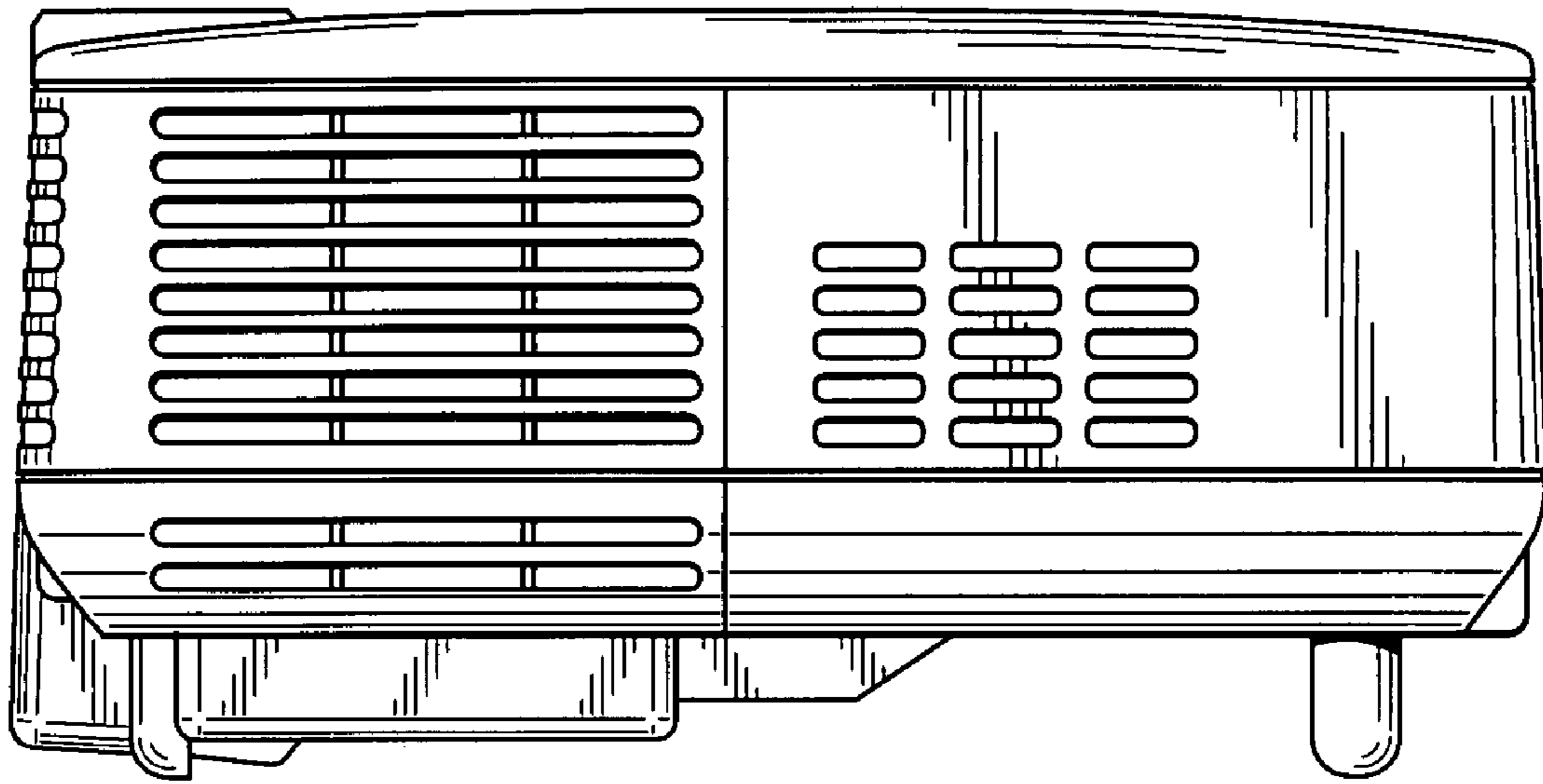


Fig. 5

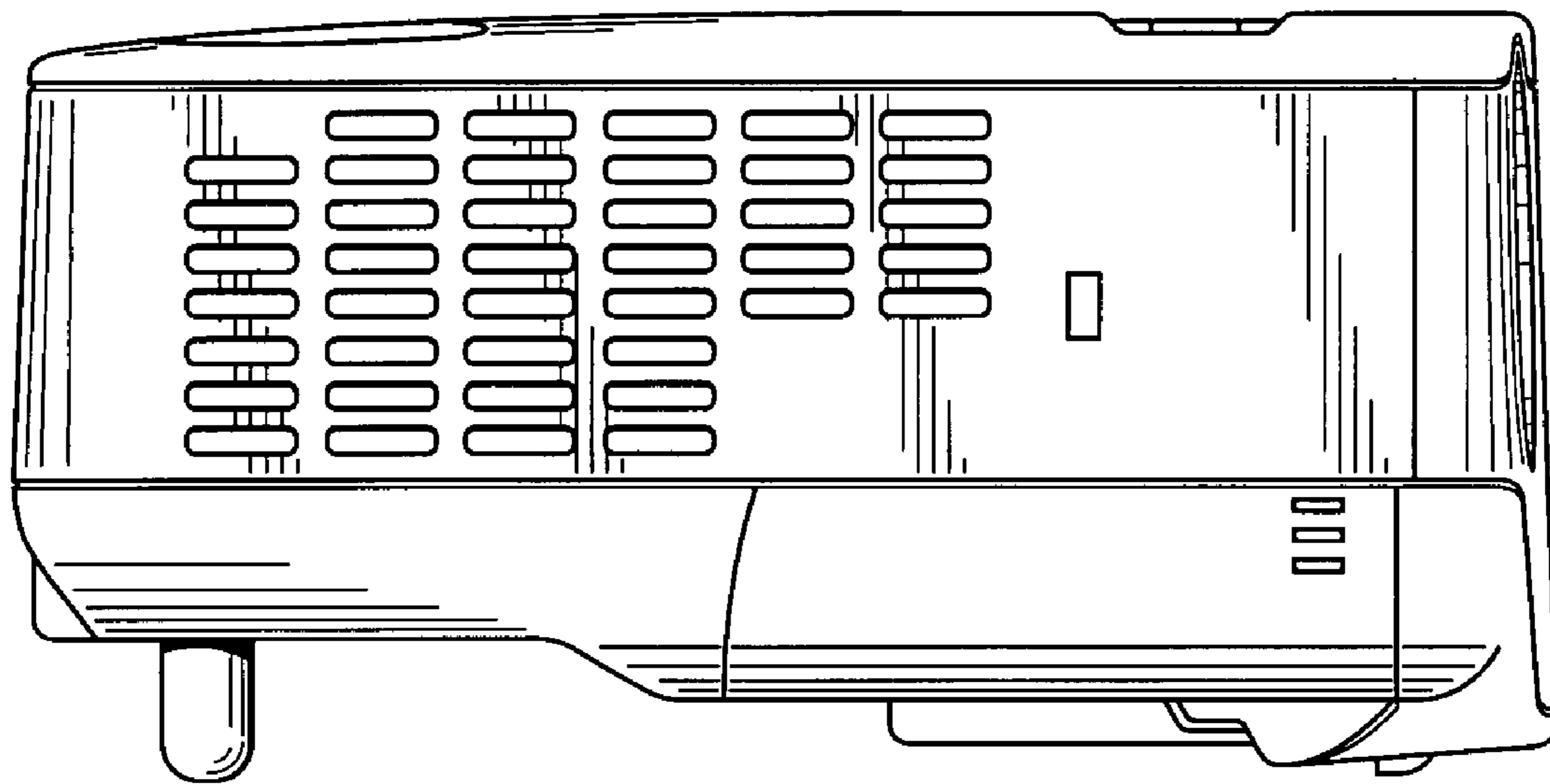


Fig. 6




Fig. 7

