



US00D564536S

(12) **United States Design Patent**
Sadler et al.

(10) **Patent No.: US D564,536 S**
(45) **Date of Patent: ** Mar. 18, 2008**

- (54) **TRANSITIONAL IMAGE FOR A PORTION OF A DISPLAY SCREEN**
- (75) Inventors: **Jennifer L. Sadler**, Seattle, WA (US);
Nerea Armendariz, Seattle, WA (US)
- (73) Assignee: **Microsoft Corporation**, Redmond, WA (US)
- (**) Term: **14 Years**
- (21) Appl. No.: **29/246,991**
- (22) Filed: **May 23, 2006**

Related U.S. Application Data

- (63) Continuation of application No. 29/246,933, filed on May 22, 2006.
- (51) **LOC (8) Cl.** **14-04**
- (52) **U.S. Cl.** **D14/487; D14/488**
- (58) **Field of Classification Search** D14/485-95;
D18/24-33; D19/6; D20/11; D21/324-33;
715/700-867, 973-77
See application file for complete search history.

(56) **References Cited**

U.S. PATENT DOCUMENTS

D454,138 S *	3/2002	Imamura et al.	D14/486
D470,153 S *	2/2003	Billmaier et al.	D14/486
D496,665 S *	9/2004	Billmaier et al.	D14/485
D501,214 S *	1/2005	Melander et al.	D14/487
D513,009 S *	12/2005	Hone	D14/486
D522,525 S *	6/2006	Melander et al.	D14/487
D522,527 S *	6/2006	Hone et al.	D14/488
D522,528 S *	6/2006	Hone et al.	D14/488

D528,549 S *	9/2006	McLees et al.	D14/485
D529,506 S *	10/2006	McLees et al.	D14/485
D529,509 S *	10/2006	Stabb	D14/485
D536,342 S *	2/2007	Stabb	D14/487
D541,810 S *	5/2007	Cummins et al.	D14/487
D544,872 S *	6/2007	Sadler et al.	D14/485
D544,878 S *	6/2007	Cummins et al.	D14/487
D550,230 S *	9/2007	Tolle	D14/487
D550,232 S *	9/2007	Tolle	D14/487

* cited by examiner

Primary Examiner—Melanie H Tung

(74) *Attorney, Agent, or Firm*—Banner & Witcoff, Ltd.

(57) **CLAIM**

The ornamental design for a transitional image for a portion of a display screen, as shown and described.

DESCRIPTION

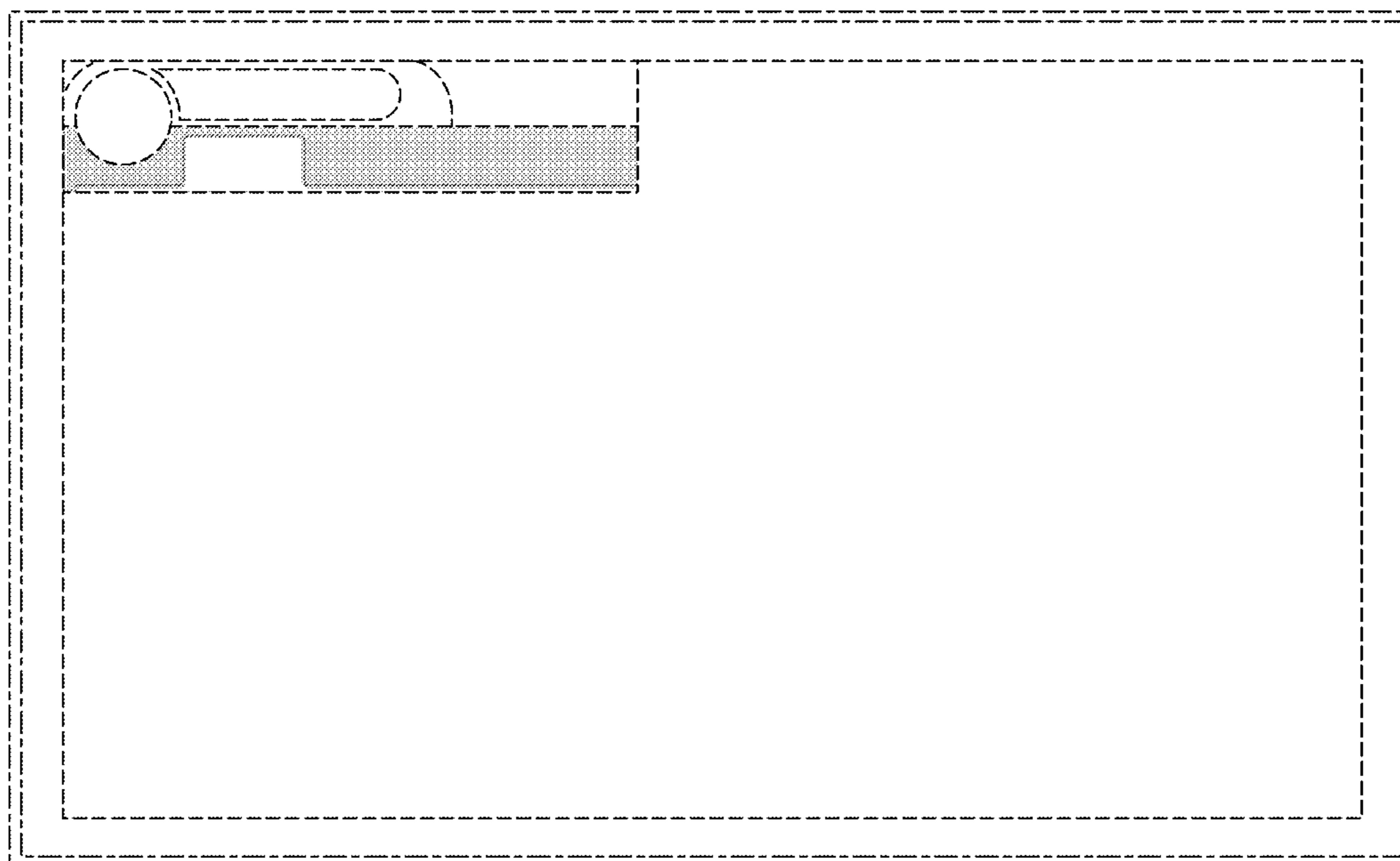
FIG. 1 is a front view of a the first image of a transitional image for a portion of a display screen showing our new design; and,

FIG. 2 is a front view of the second image thereof.

The appearance of the image transitions sequentially between the images shown in FIGS. 1-2. The process or period in which the first image transitions to the other forms no part of the claimed design.

The broken line showing of the elements within the portion of a display screen and the unshaded areas within them form no part of the claimed design. The broken line showing of the portion of a display screen is for illustrative purposes only and forms no part of the claimed design.

1 Claim, 2 Drawing Sheets



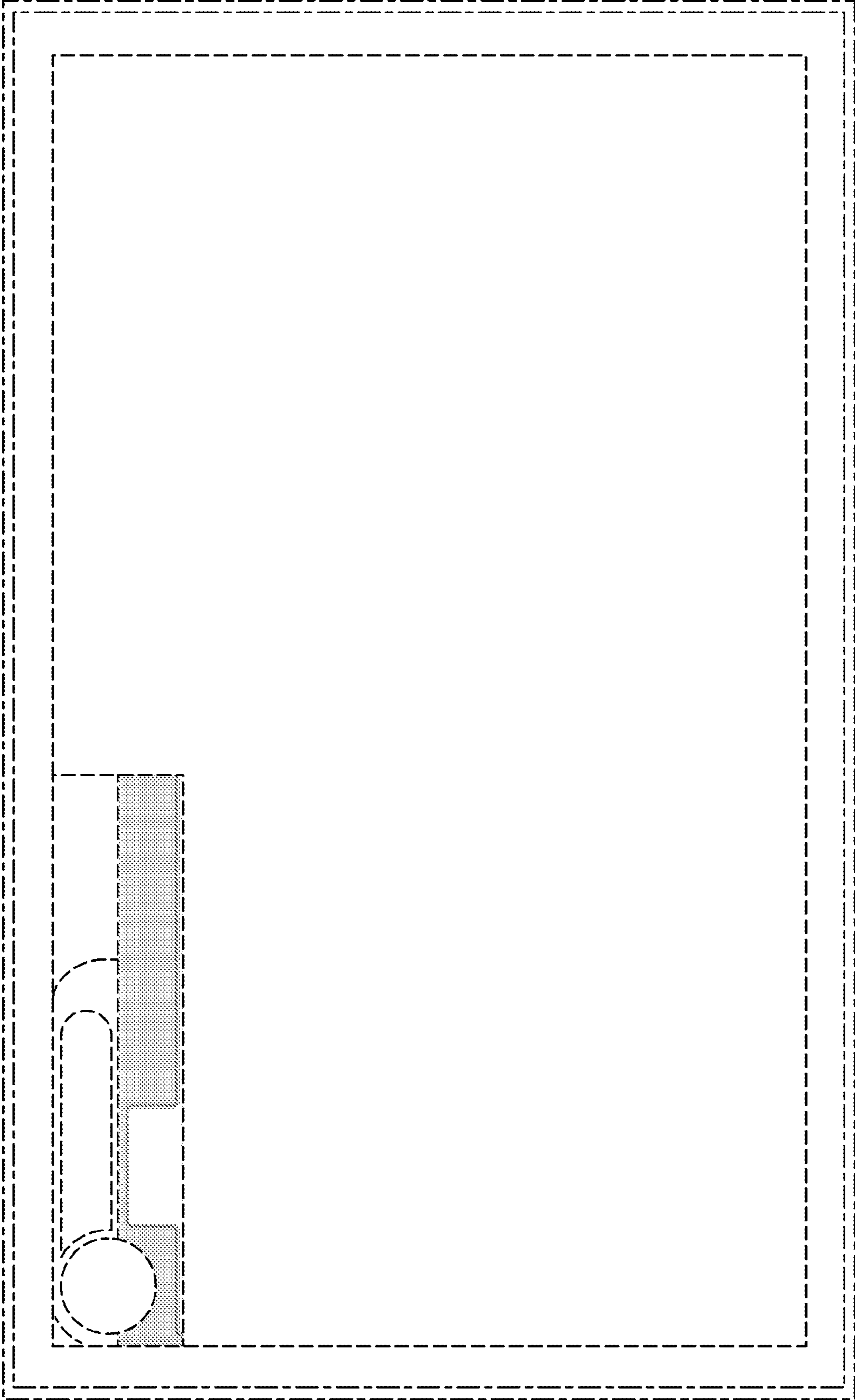


FIG. 1

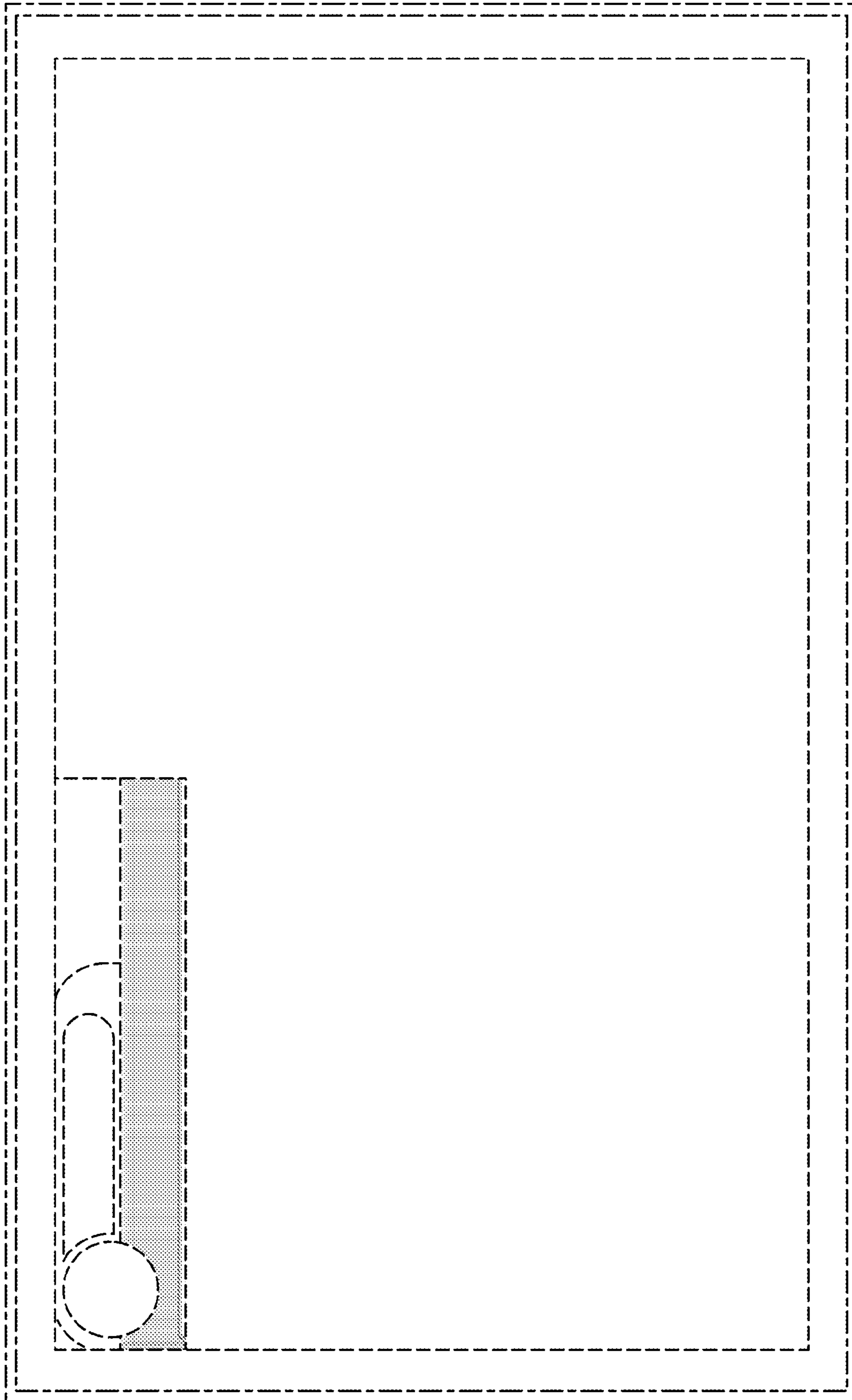


FIG. 2