

US00D564532S

(12) **United States Design Patent**  
**Sadler**

(10) **Patent No.:** **US D564,532 S**

(45) **Date of Patent:** **\*\* Mar. 18, 2008**

(54) **USER INTERFACE FOR A PORTION OF A DISPLAY SCREEN**

(75) Inventor: **Jennifer L. Sadler**, Seattle, WA (US)

(73) Assignee: **Microsoft Corporation**, Redmond, WA (US)

(\*\*) Term: **14 Years**

(21) Appl. No.: **29/246,978**

(22) Filed: **May 23, 2006**

**Related U.S. Application Data**

(63) Continuation of application No. 29/246,933, filed on May 22, 2006.

(51) **LOC (8) Cl.** ..... **14-04**

(52) **U.S. Cl.** ..... **D14/487**

(58) **Field of Classification Search** ..... D14/485-95;  
D18/24-33; D19/6; D20/11; D21/324-33;  
715/700-867, 973-77

See application file for complete search history.

(56) **References Cited**

**U.S. PATENT DOCUMENTS**

- D454,138 S \* 3/2002 Imamura et al. .... D14/486
- D470,153 S \* 2/2003 Billmaier et al. .... D14/486
- D496,665 S \* 9/2004 Billmaier et al. .... D14/485
- D501,214 S \* 1/2005 Melander et al. .... D14/487
- D513,009 S \* 12/2005 Hone ..... D14/486

- D522,525 S \* 6/2006 Melander et al. .... D14/487
- D528,549 S \* 9/2006 McLees et al. .... D14/485
- D529,506 S \* 10/2006 McLees et al. .... D14/485
- D529,509 S \* 10/2006 Stabb ..... D14/485
- D536,342 S \* 2/2007 Stabb ..... D14/487
- D541,810 S \* 5/2007 Cummins et al. .... D14/487
- D544,872 S \* 6/2007 Sadler et al. .... D14/485
- D544,878 S \* 6/2007 Cummins et al. .... D14/487
- D550,230 S \* 9/2007 Tolle ..... D14/487
- D550,232 S \* 9/2007 Tolle ..... D14/487

\* cited by examiner

*Primary Examiner*—Melanie H Tung

(74) *Attorney, Agent, or Firm*—Banner & Witcoff, Ltd.

(57) **CLAIM**

The ornamental design for a user interface for a portion of a display screen, as shown and described.


**DESCRIPTION**

FIG. 1 is a front view of a user interface for a portion of a display screen showing my new design; and,

FIG. 2 is an enlarged view thereof, only a portion is shown for clarity of illustration.

The broken line showing of the elements within the portion of a display screen and the unshaded areas within them form no part of the claimed design. The broken line showing of the display screen is for illustrative purposes only and forms no part of the claimed design.

**1 Claim, 2 Drawing Sheets**






FIG. 1




FIG. 2