



US00D564529S

(12) **United States Design Patent**
Hughes

(10) **Patent No.:** **US D564,529 S**
(45) **Date of Patent:** **** Mar. 18, 2008**

- (54) **MONITOR AND PRINTER STAND**
- (75) Inventor: **William Scott Hughes**, Chicago, IL (US)
- (73) Assignee: **Sanford, L.P.**, Oak Brook, IL (US)
- (**) Term: **14 Years**
- (21) Appl. No.: **29/289,205**
- (22) Filed: **Jul. 11, 2007**

5,213,401 A	5/1993	Hatcher	312/208.1
D344,652 S *	3/1994	Hatcher	D6/511
D362,358 S	9/1995	Hatcher	D6/449
D362,985 S *	10/1995	Hatcher	D6/510
D364,290 S	11/1995	Watts	D6/474
D370,366 S	6/1996	Watts	D6/449
D376,787 S	12/1996	Calfee	D14/451
6,036,288 A	3/2000	Shih	312/223.3
6,474,614 B2	11/2002	MacEachern	248/349.1
6,490,154 B2	12/2002	Thompson	361/686
6,682,040 B1	1/2004	MacEachern	248/349.1

Related U.S. Application Data

- (62) Division of application No. 29/259,108, filed on May 2, 2006.

- (51) **LOC (8) Cl.** **14-03**
- (52) **U.S. Cl.** **D14/451**
- (58) **Field of Classification Search** D14/224, D14/239, 251, 253, 316, 375, 376, 432, 439, D14/447, 448, 451, 452, 457; D6/444, 513, D6/396, 449, 510, 511; D8/349, 355, 363, D8/373, 380; 248/121, 124.1, 127, 176.1, 248/177.1, 201, 205.1, 274.1, 276.1, 291.1, 248/309.1, 313, 346.01, 346.03, 371, 415, 248/917-24; 312/223.3; 348/825, 836; 379/446, 454; 211/134, 151; 108/51.11; D18/59

See application file for complete search history.

(56) **References Cited**

U.S. PATENT DOCUMENTS

D266,672 S *	10/1982	Landin	D6/430
D282,034 S *	1/1986	Janke	D6/480
D285,632 S	9/1986	Axhamre	D6/474
D287,678 S	1/1987	Hatcher	D6/474
D293,493 S *	12/1987	Garr	D6/449
D298,493 S *	11/1988	Hatcher et al.	D6/474
D300,291 S	3/1989	Naes	D6/474
D308,537 S	6/1990	Clark	D18/59
4,931,978 A	6/1990	Drake	361/680
D316,710 S	5/1991	Drake	D14/447
D319,463 S	8/1991	Clyburn	D18/59
D325,826 S *	5/1992	Brunner et al.	D6/397
D333,300 S *	2/1993	Hatcher	D14/447
D334,304 S *	3/1993	Gilman	D6/449

OTHER PUBLICATIONS

Undated renderings of general product concepts disclosed more than one year before May 2, 2006.

Computer Stand available at http://web.archive.org/web/20051103141107/http://mc311c.com/prodimages/CA220L_LR.jpg.

* cited by examiner

Primary Examiner—Cathron Brooks

Assistant Examiner—Angela J Lee

(74) *Attorney, Agent, or Firm*—Marshall Gerstein & Borun, LLP

(57) **CLAIM**

The ornamental design for a monitor and printer stand, as shown and described.

DESCRIPTION

FIG. 1 is a perspective view showing my new design for a monitor and printer stand;

FIG. 2 is a front view of the stand of FIG. 1;

FIG. 3 is a side view of the stand of FIG. 1, the opposite side being a mirror image thereof;

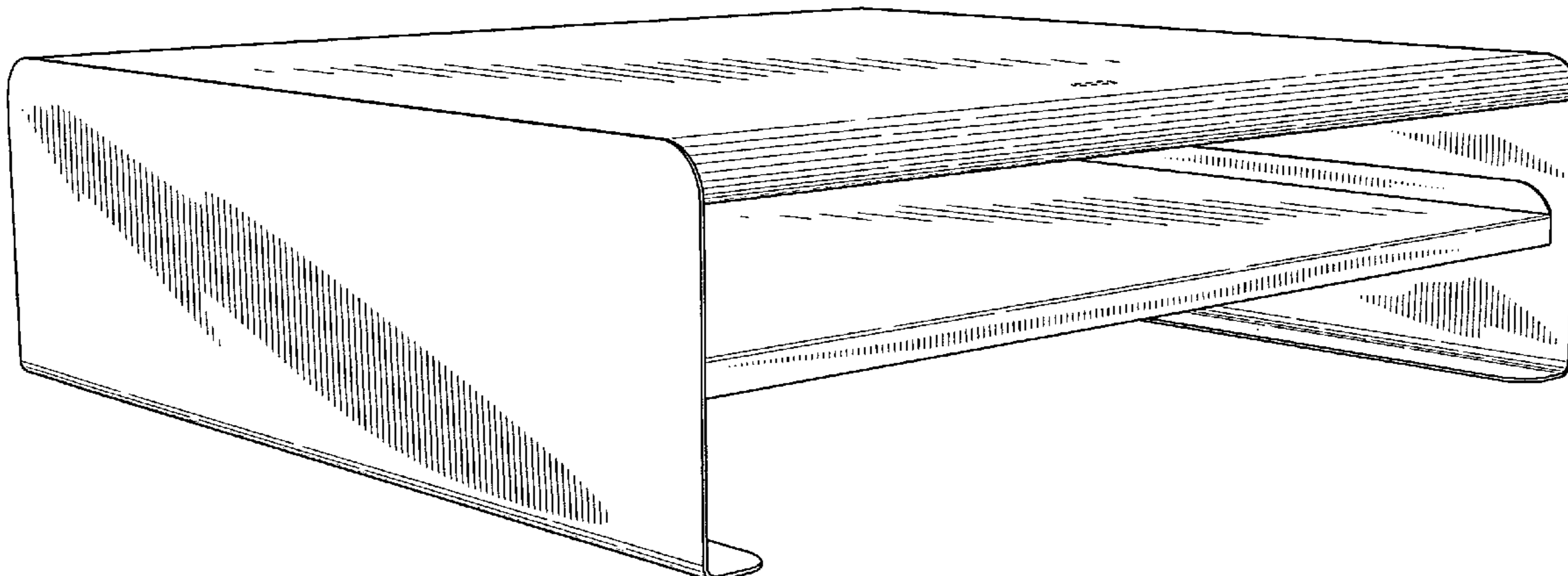
FIG. 4 is a top plan view of the stand of FIG. 1;

FIG. 5 is a bottom plan view of the stand of FIG. 1; and,

FIG. 6 is a rear view of the stand of FIG. 1.

The broken line showing of portions of the monitor and printer stand forms no part of the claimed design.

1 Claim, 5 Drawing Sheets



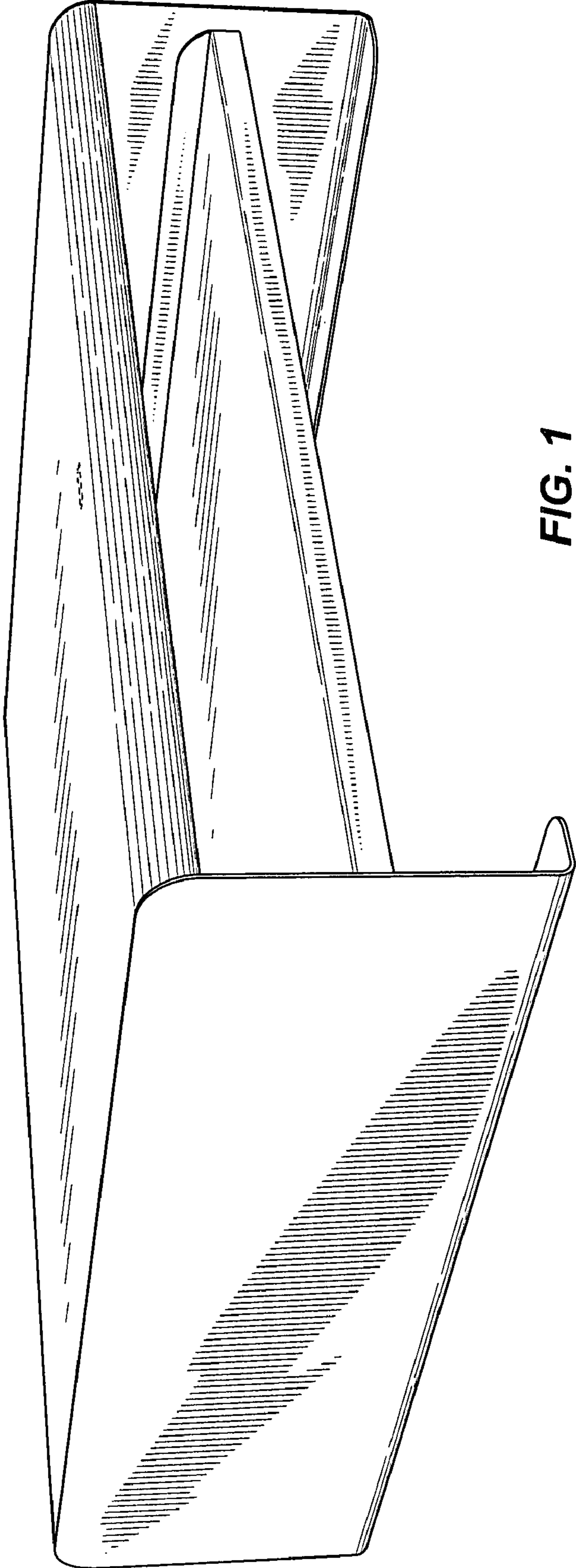


FIG. 1

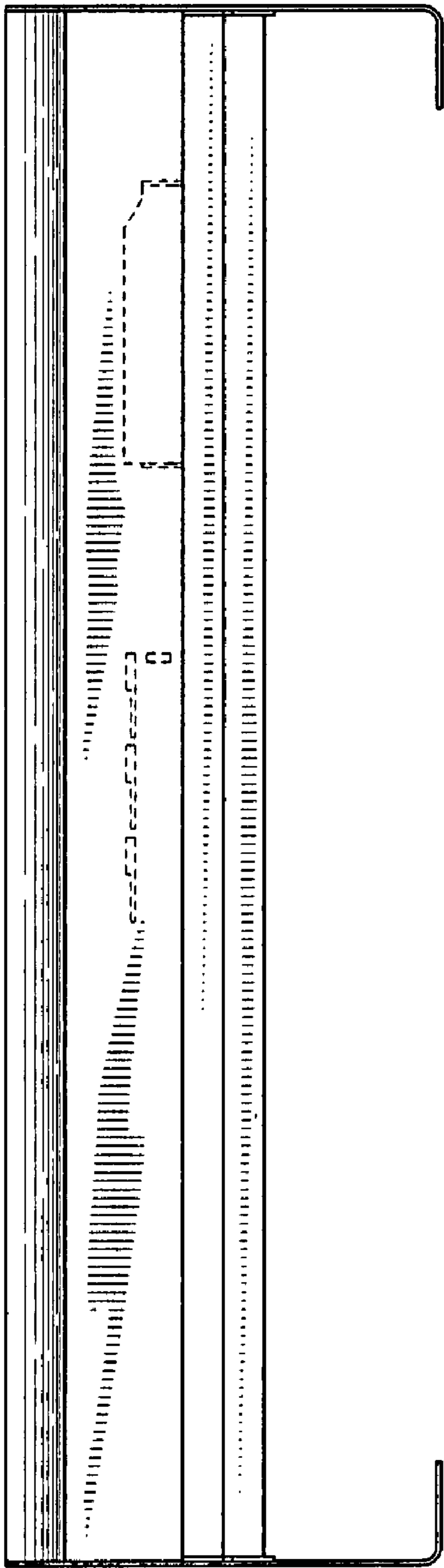


FIG. 2




FIG. 3




FIG. 4

FIG. 5




FIG. 6

