

US00D564528S

(12) **United States Design Patent**
Chen et al.

(10) **Patent No.:** **US D564,528 S**
(45) **Date of Patent:** **** Mar. 18, 2008**

(54) **COMPUTER FRONT BEZEL**
(75) Inventors: **Yun-Lung Chen**, Tu-Cheng (TW);
Ning-Bo Pan, Shenzhen (CN)
(73) Assignee: **Hon Hai Precision Industry Co., Ltd.**,
Tu-Cheng, Taipei Hsien (TW)
(**) Term: **14 Years**

Primary Examiner—Freda S Nunn
(74) *Attorney, Agent, or Firm*—Wei Te Chung

(57) **CLAIM**

The ornamental design for a computer front bezel, as shown and described.

(21) Appl. No.: **29/268,618**

(22) Filed: **Nov. 10, 2006**

DESCRIPTION

(51) **LOC (8) Cl.** **14-02**
(52) **U.S. Cl.** **D14/444**
(58) **Field of Classification Search** D14/441-446,
D14/308, 439; D13/162, 184, 199; 312/223.2;
361/680-686, 690-696; 369/14, 34.01, 36.01
See application file for complete search history.

FIG. 1 is a perspective view of the design for the computer front bezel wherein broken lines illustrate environmental features;

FIG. 2 is a front elevational view thereof;

FIG. 3 is a left side elevational view thereof;

FIG. 4 is a right side elevational view thereof;

FIG. 5 is a top plan view thereof;

FIG. 6 is a bottom plan view thereof; and,

FIG. 7 is a perspective view thereof being mounted to a computer case which is shown in broken lines for illustrative purposes only and forms no part of the claimed design.

The broken line showing of computer front bezel is for the purpose of illustrating environmental structures and forms no part of the claimed design.


(56) **References Cited**

U.S. PATENT DOCUMENTS

D432,135 S *	10/2000	Jean et al.	D14/444
D438,517 S *	3/2001	Chen et al.	D14/444
6,478,392 B2 *	11/2002	Gan et al.	312/326
D467,928 S *	12/2002	Chen et al.	D14/444
D468,745 S *	1/2003	Chien et al.	D14/444
D474,474 S *	5/2003	Chien et al.	D14/444
6,603,655 B2 *	8/2003	Hrehor et al.	361/683
6,798,664 B2 *	9/2004	Lin et al.	361/727

* cited by examiner

1 Claim, 5 Drawing Sheets






FIG. 1




FIG. 2

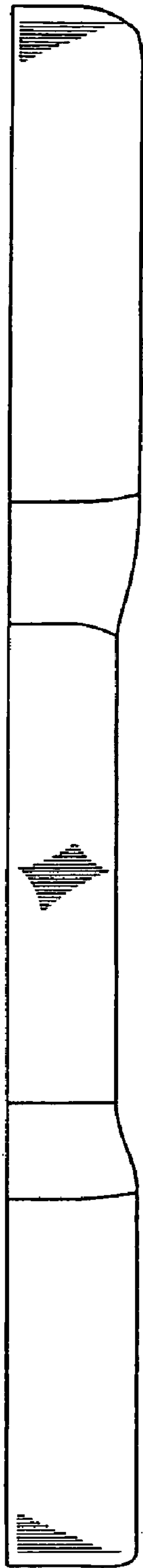


FIG. 3




FIG. 4




FIG. 5



FIG. 6

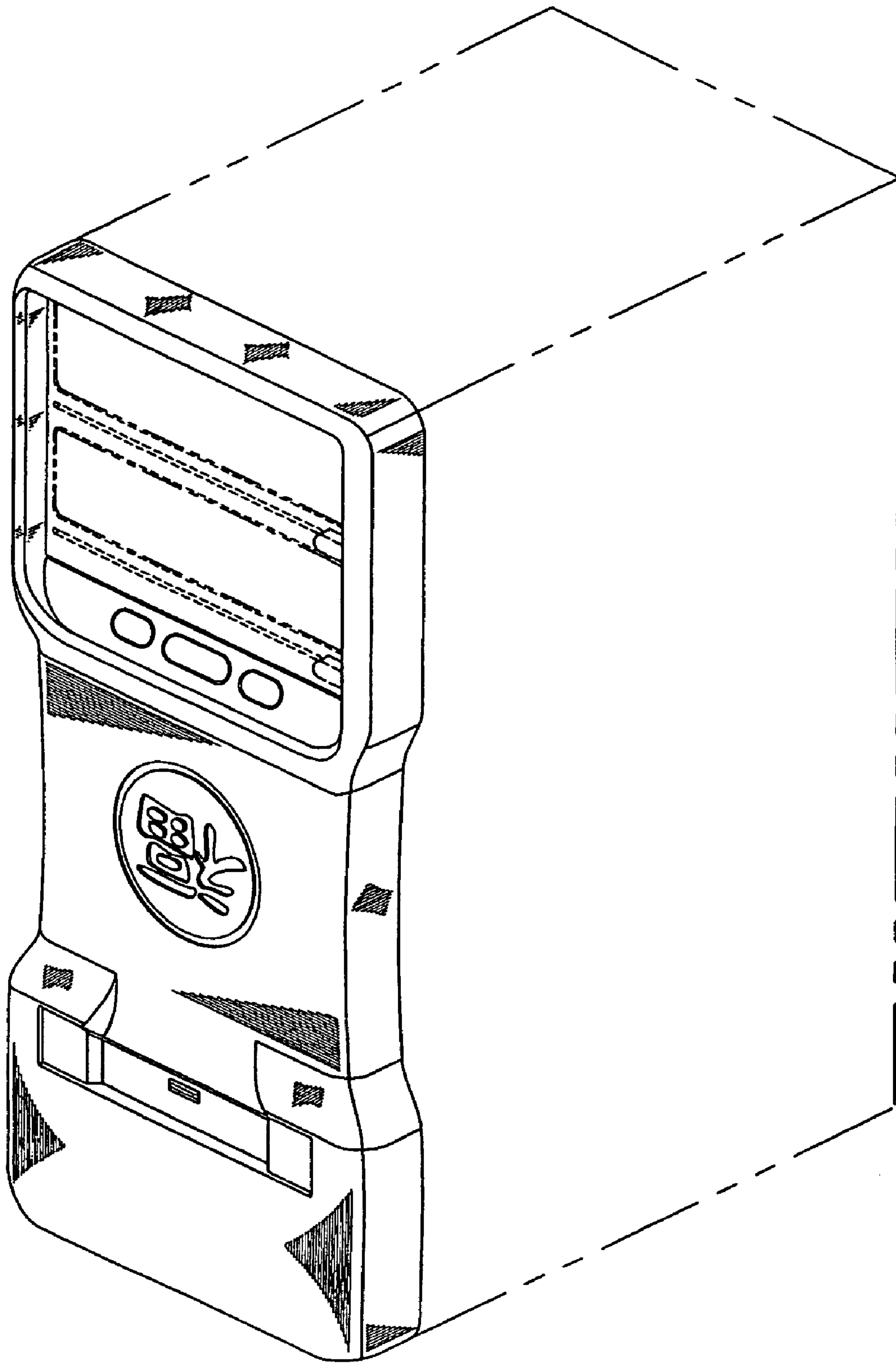


FIG. 7