



US00D564510S

(12) **United States Design Patent**
Cox et al.

(10) **Patent No.:** **US D564,510 S**
(45) **Date of Patent:** **** Mar. 18, 2008**

(54) **SYSTEM STORAGE UNIT**

(75) Inventors: **Aaron R. Cox**, Tucson, AZ (US);
Jason E. Minyard, Tucson, AZ (US)

(73) Assignee: **International Business Machines Corporation**, Armonk, NY (US)

(**) Term: **14 Years**

(21) Appl. No.: **29/250,903**

(22) Filed: **Dec. 5, 2006**

(51) **LOC (8) Cl.** **14-02**

(52) **U.S. Cl.** **D14/313**

(58) **Field of Classification Search** D14/300,
D14/308-313, 348, 356, 441-446, 214, 358;
D13/184, 199; 360/99.01-99.12; 361/680-687,
361/690-696, 752; 369/34.01, 36.01; 312/223.1-223.3,
312/298

See application file for complete search history.

(56) **References Cited**

U.S. PATENT DOCUMENTS

D428,892 S * 8/2000 Haimson D14/441
6,195,262 B1 * 2/2001 Bodette et al. 361/752

D447,483 S * 9/2001 Wu D14/441
D479,839 S * 9/2003 Crisp et al. D14/308
6,741,467 B2 * 5/2004 Coglitore et al. 361/687

* cited by examiner

Primary Examiner—Freda S Nunn

(74) *Attorney, Agent, or Firm*—James R. Nock

(57) **CLAIM**

The ornamental design of a system storage unit, as shown and described.

DESCRIPTION

FIG. 1 is a front, left perspective view of the system storage unit;

FIG. 2 is a front view of the system storage unit;

FIG. 3 is a right side view of the system storage unit;

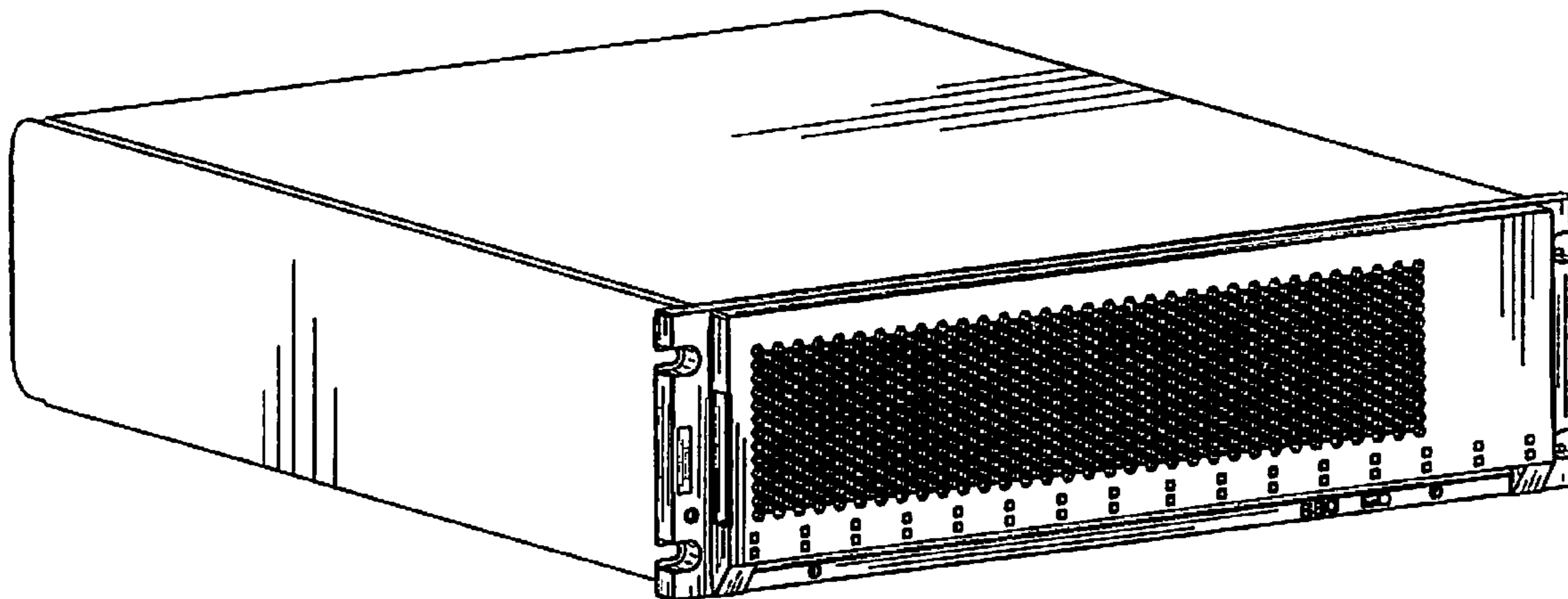
FIG. 4 is a left side view of the system storage unit; and,

FIG. 5 is a top view of the system storage unit.

The bottom view of the system storage unit is identical to FIG. 5.

The back view of the system storage unit is unornamented.

1 Claim, 5 Drawing Sheets



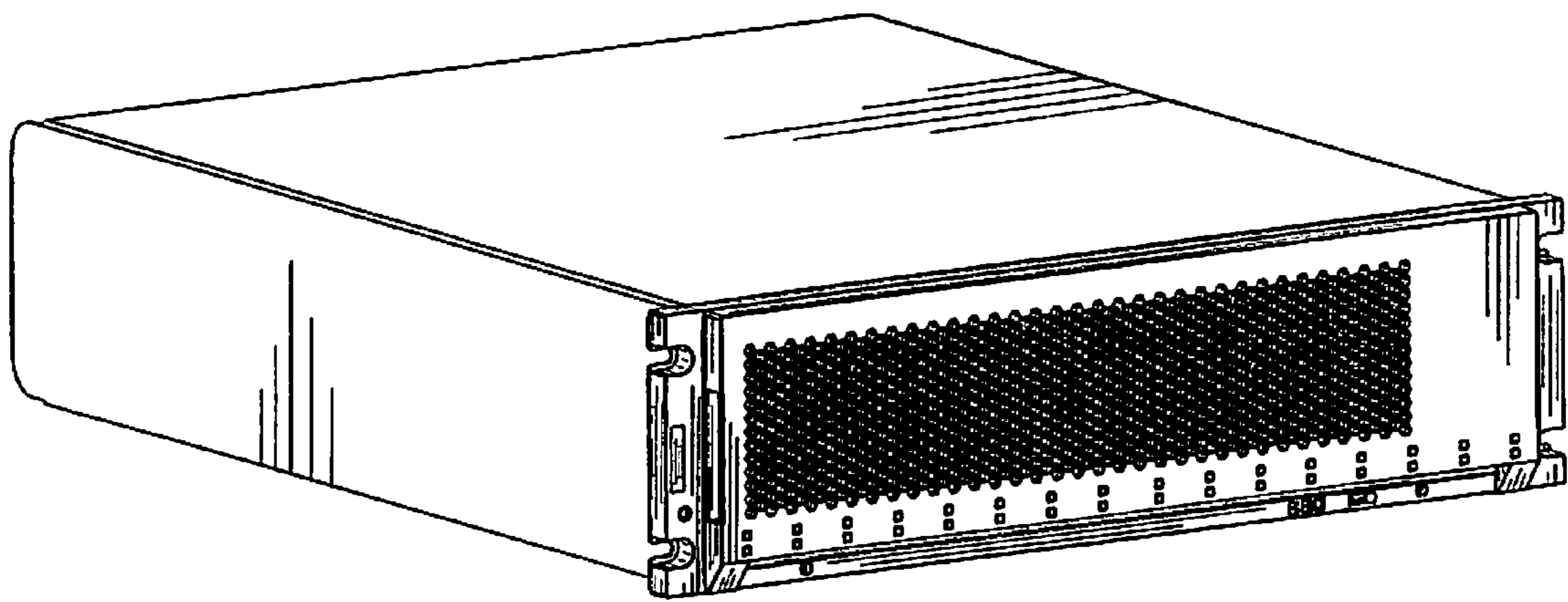


Fig. 1




Fig. 2




Fig. 3

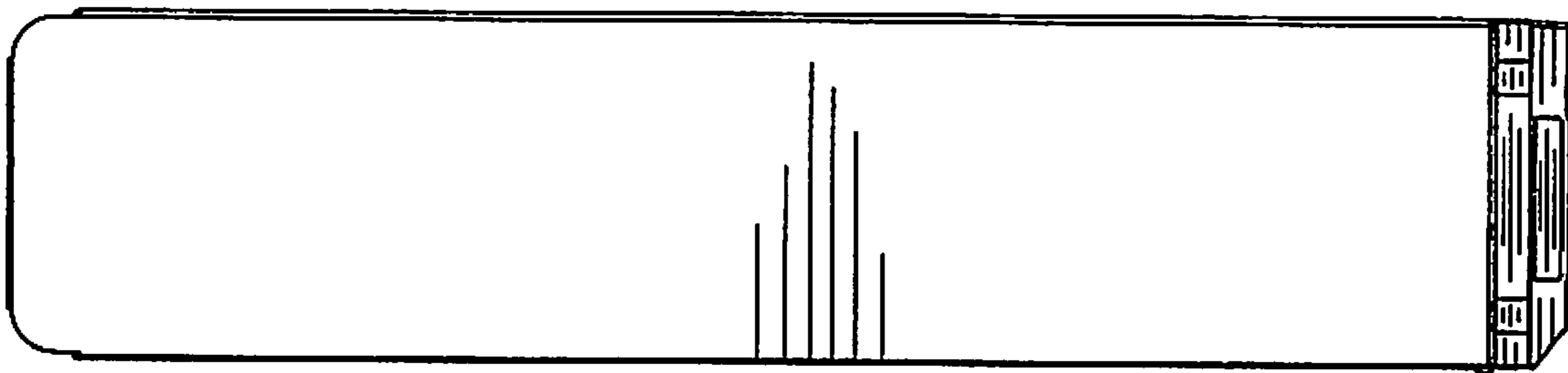


Fig. 4




Fig. 5