

US00D564507S

(12) **United States Design Patent** (10) **Patent No.:** **US D564,507 S**
Sheu et al. (45) **Date of Patent:** **** Mar. 18, 2008**

(54) **FRONT COVER OF A HANDSET**

(75) Inventors: **Wei-Jong William Sheu**, West Hills, CA (US); **Duncan Burns**, Tarzana, CA (US)

(73) Assignee: **Nokia Corporation**, Espoo (FI)

(**) Term: **14 Years**

(21) Appl. No.: **29/281,872**

(22) Filed: **Jul. 5, 2007**

Related U.S. Application Data

(62) Division of application No. 29/243,710, filed on Nov. 30, 2005, now Pat. No. Des. 560,631.

(51) **LOC (8) Cl.** **14-03**

(52) **U.S. Cl.** **D14/248**

(58) **Field of Classification Search** D14/137-138, D14/147-148, 156, 218, 247-248, 341-347, D14/496; D16/208; D21/329, 331, 333, D21/517; 348/14.01-14.02; 361/814; 379/433.01-433.13; 455/90.3, 556.1-556.2, 455/566, 575.1, 575.3, 575.4

See application file for complete search history.

(56) **References Cited**

U.S. PATENT DOCUMENTS

D496,921 S * 10/2004 Hwang D14/138
D513,741 S * 1/2006 Jensfelt D14/138
D515,528 S * 2/2006 Miyazawa et al. D14/138

(Continued)

FOREIGN PATENT DOCUMENTS

WO DM/066 609 6/2005
WO DM/067035 * 8/2005
WO DM/068186 * 8/2006

OTHER PUBLICATIONS

“Nokia 7360”, 2 pages, announced Oct. 2005, <URL:http://www.gsmarena.com/nokia_7360-1330.php>, retrieved from internet on Sep. 7, 2007.*

(Continued)

Primary Examiner—Jeffrey Asch

Assistant Examiner—Carla Jobe Wright

(74) *Attorney, Agent, or Firm*—Banner & Witcoff, Ltd.

(57) **CLAIM**

The ornamental design for a front cover of a handset, as shown and described.

DESCRIPTION

FIG. 1 is a right side view of a front cover of a handset showing our new design in isolation from the remainder of the handset;

FIG. 2 is a front view thereof;

FIG. 3 is a left side view thereof;

FIG. 4 is top plan view thereof; and

FIG. 5 is perspective front view thereof.

FIG. 6 is a bottom plan view of a front cover of a handset showing our new design in a disclosed environment of a remainder of a handset;

FIG. 7 is a right side view thereof;

FIG. 8 is a front view thereof;

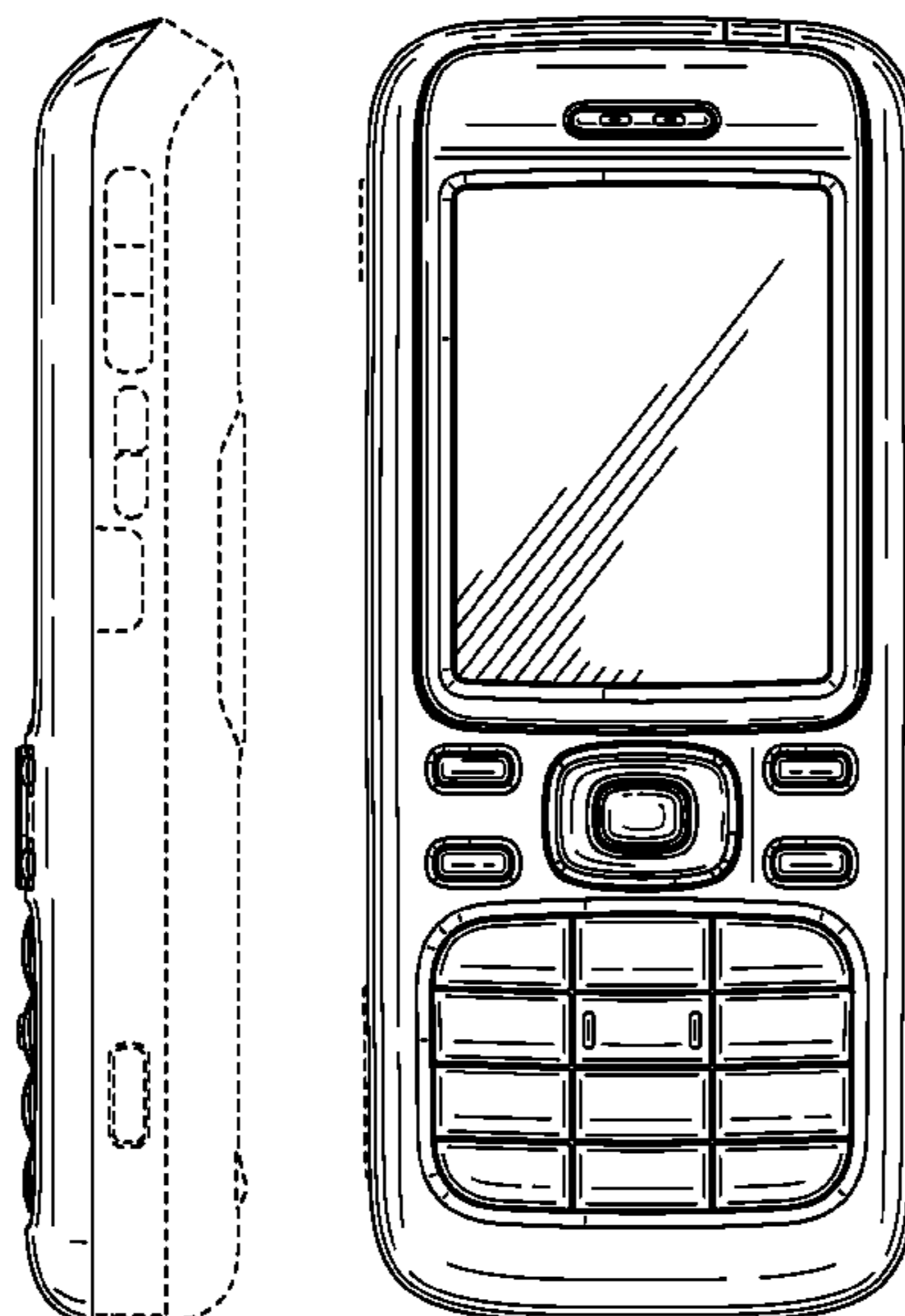
FIG. 9 is a left side view thereof;

FIG. 10 is top plan view thereof; and,

FIG. 11 is perspective front view thereof.

The broken line showing of environmental structures is for illustrative purposes only and forms no part of the claimed design.

1 Claim, 4 Drawing Sheets



US D564,507 S

Page 2

U.S. PATENT DOCUMENTS

D515,541 S * 2/2006 Jensfelt D14/138
D523,837 S * 6/2006 Lee D14/138
D524,779 S * 7/2006 Lyles D14/138
D525,228 S * 7/2006 Kim et al. D14/138
D531,976 S * 11/2006 Kim et al. D14/138
D540,773 S * 4/2007 Meng et al. D14/138
D544,851 S * 6/2007 Burns D14/138
2005/0113135 A1 * 5/2005 Goebel et al. 455/556.1
2005/0277388 A1 * 12/2005 Kim et al. 455/90.3
2006/0111052 A1 * 5/2006 Gartrell 455/90.3

OTHER PUBLICATIONS

“Nokia N70”, 2 pages, announced 2Q 2005, <URL:http://www.gsmarena.com/nokia_n70-1153.php>, retrieved from internet on Sep. 7, 2007.*

“Sony Ericsson K610”, 2 pages, announced Feb. 2006, <URL:http://www.gsmarena.com/sony_ericsson_k610-1431.php>, retrieved from internet on Sep. 7, 2007.*

“O2 XDA Phone”, 2 pages, announced Sep. 2005, <URL:http://www.gsmarena.com/o2_xda_phone-pictures-1276.php>, retrieved from internet on Sep. 7, 2007.*

* cited by examiner

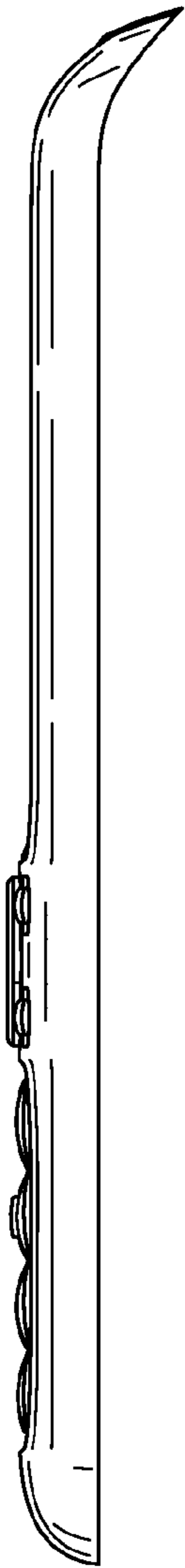


FIG. 1

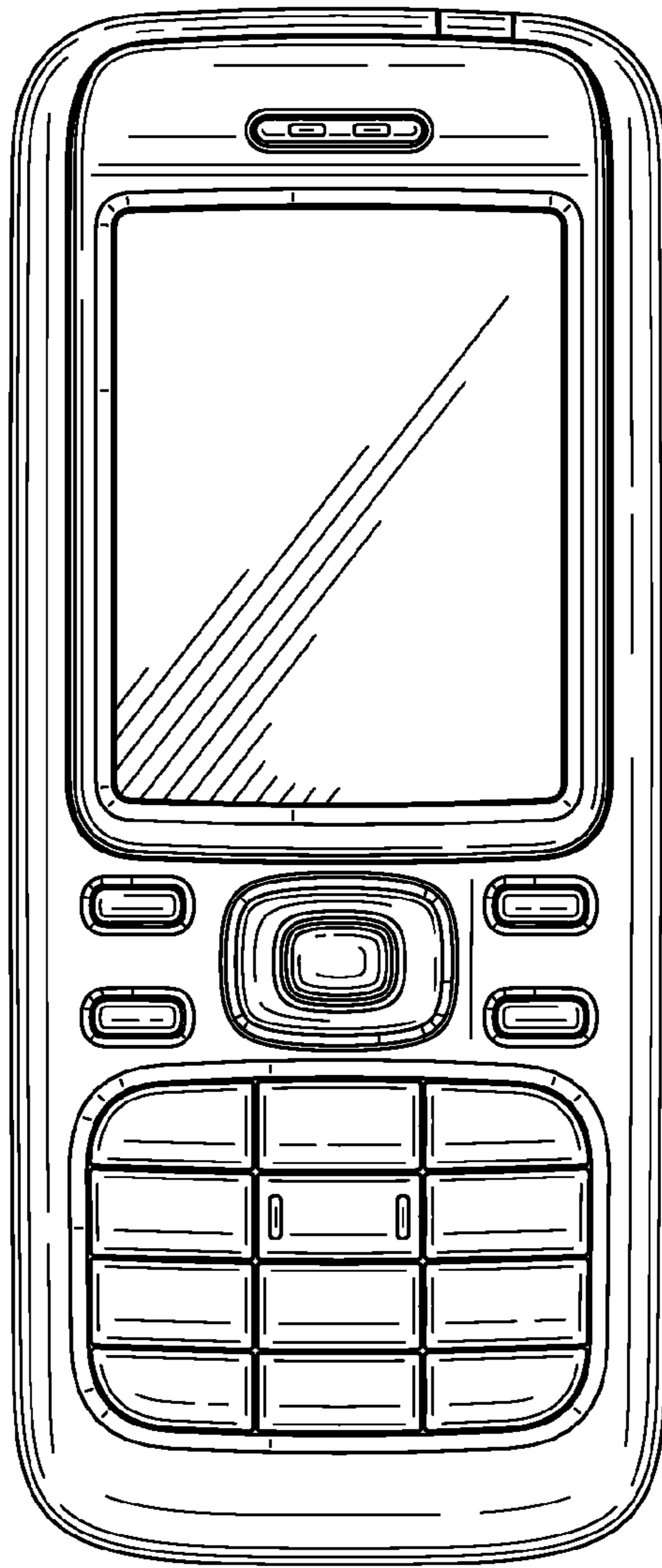


FIG. 2



FIG. 3

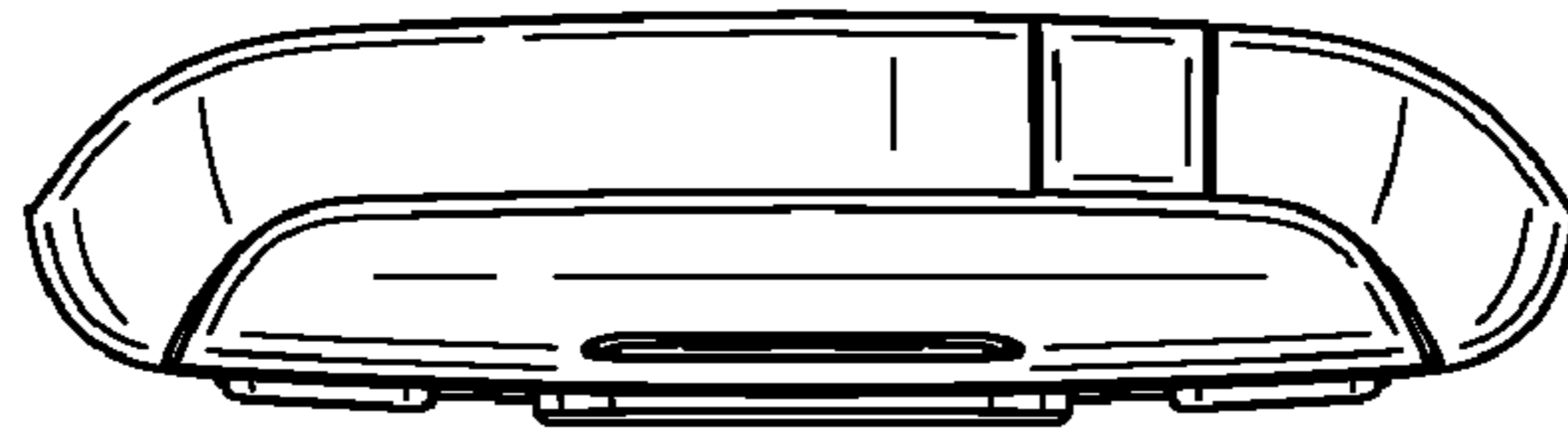


FIG. 4

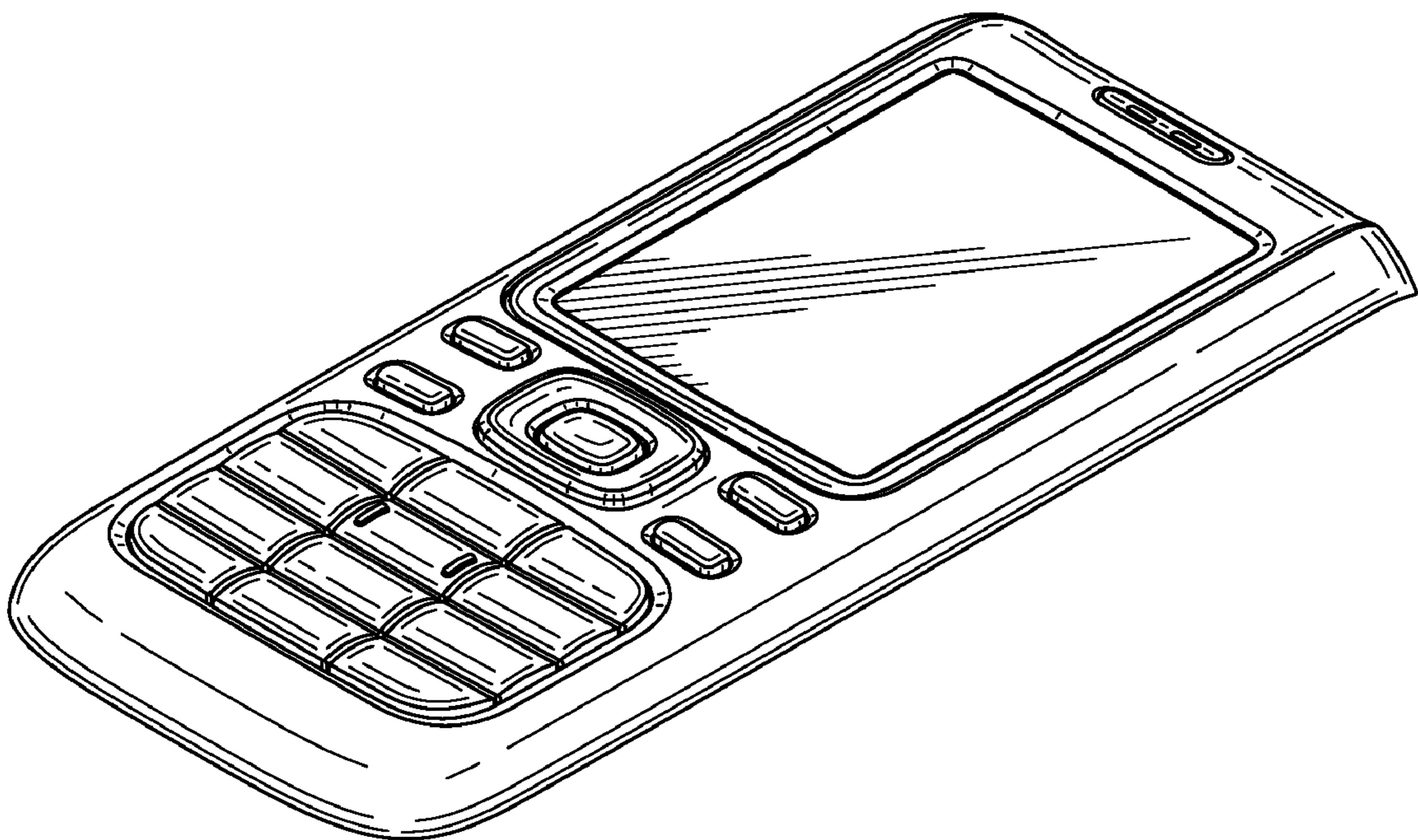


FIG. 5

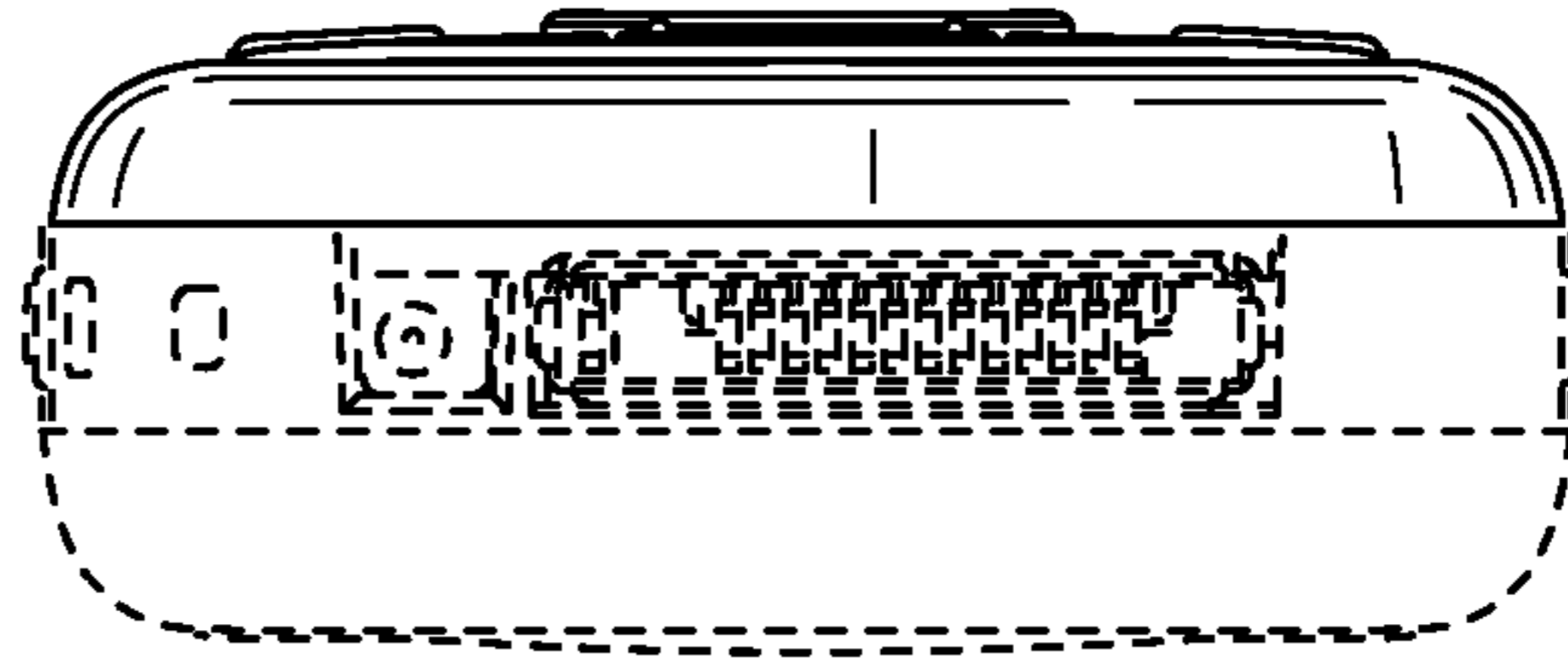


FIG. 6

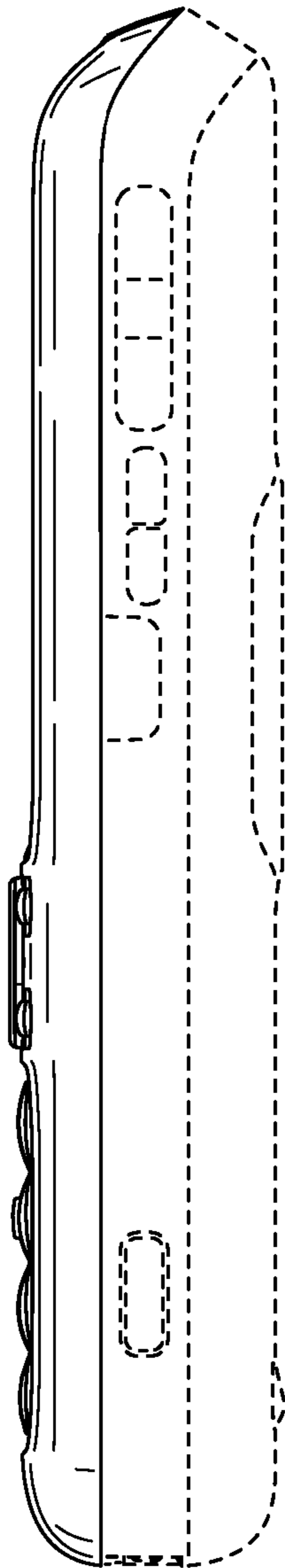


FIG. 7

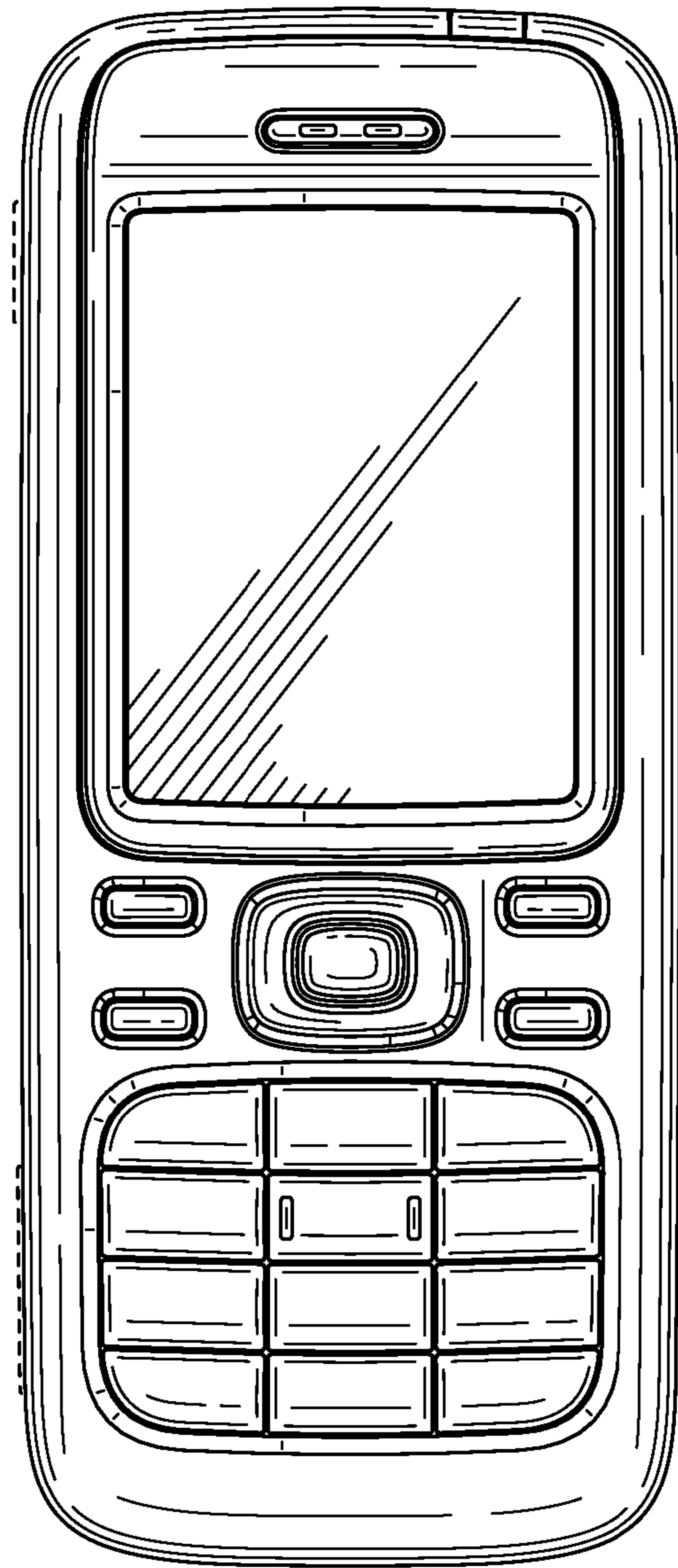


FIG. 8

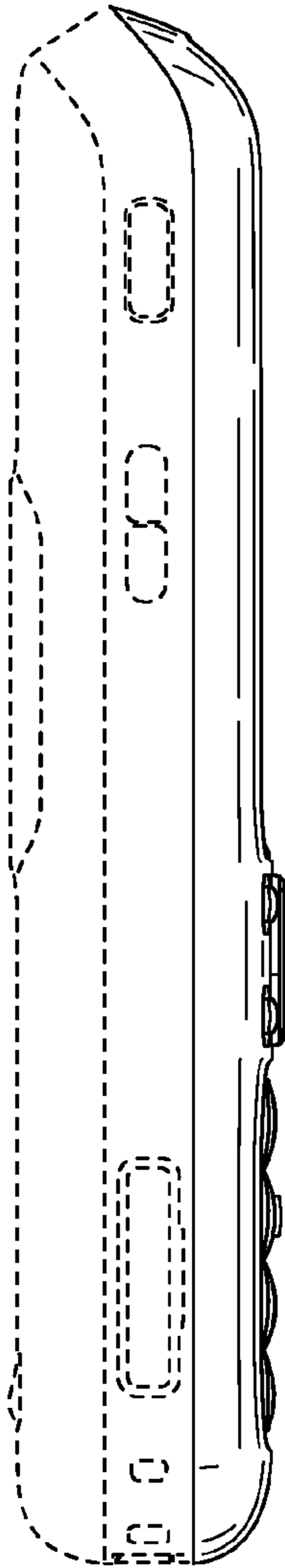


FIG. 9

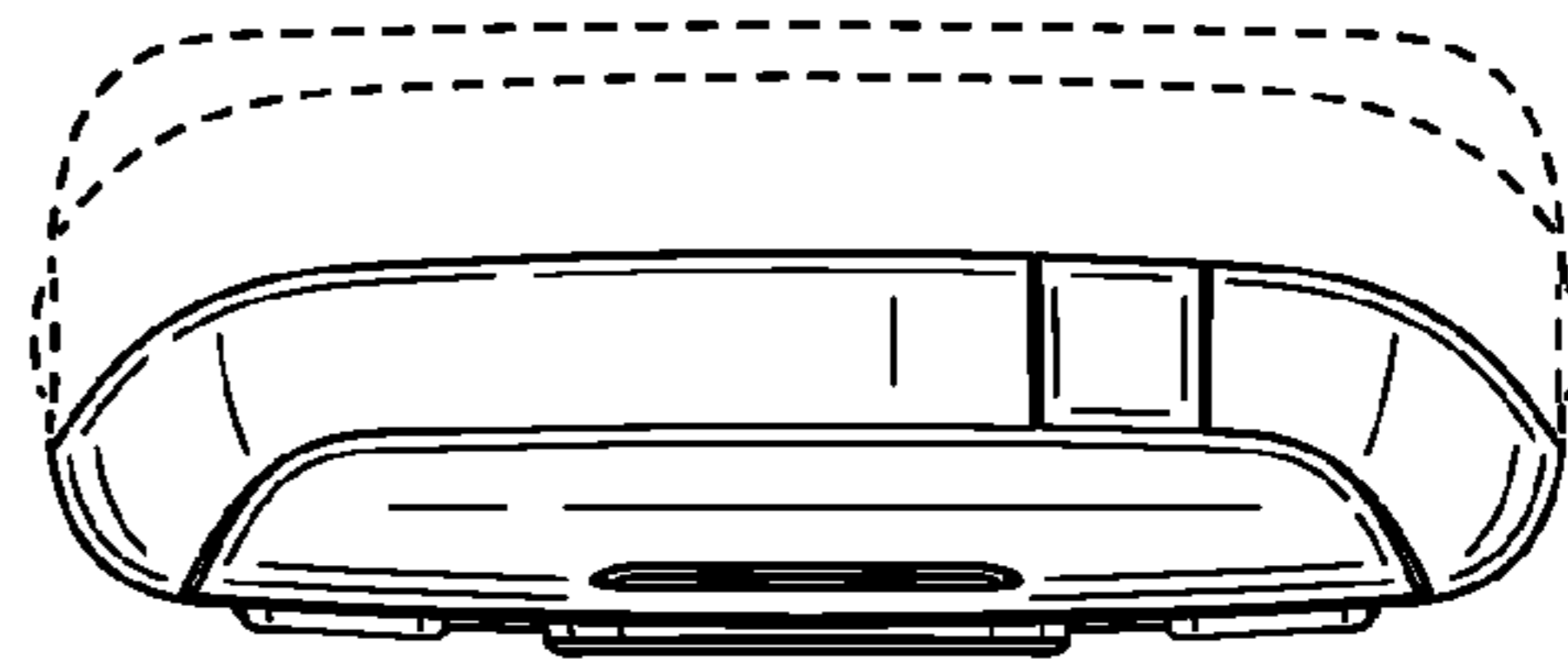


FIG. 10

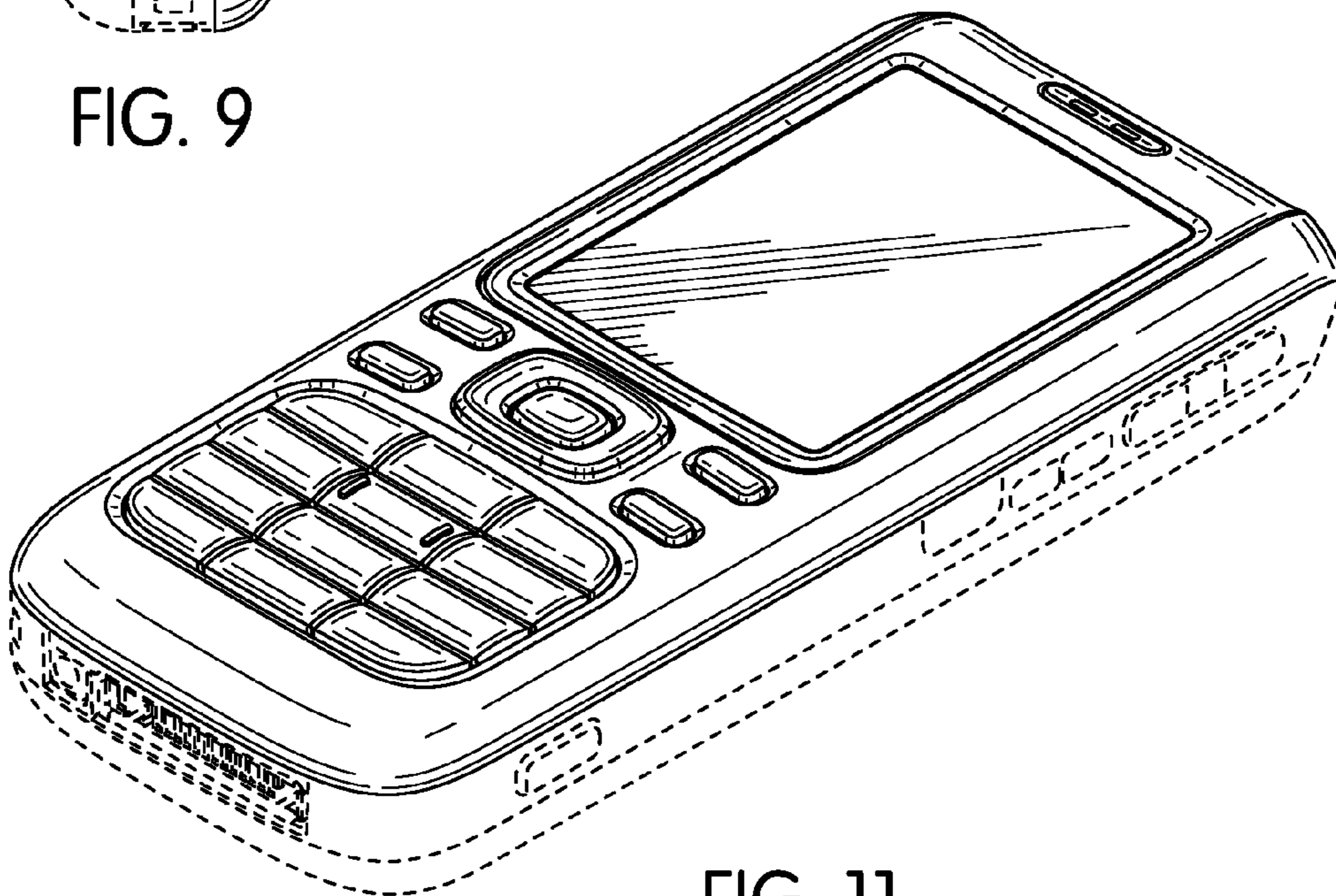


FIG. 11