



US00D564496S

(12) **United States Design Patent**  
**Hansen et al.**

(10) **Patent No.:** **US D564,496 S**  
(45) **Date of Patent:** **\*\* Mar. 18, 2008**

(54) **SPEAKER**

(75) Inventors: **Eskild Timme Hansen**, Copenhagen (DK); **David Gresham**, East Hampton, NY (US)

(73) Assignee: **Cisco Technology, Inc.**, San Jose, CA (US)

(\*\*) Term: **14 Years**

(21) Appl. No.: **29/250,480**

(22) Filed: **Nov. 16, 2006**

(51) **LOC (8) Cl.** ..... **14-01**

(52) **U.S. Cl.** ..... **D14/211**

(58) **Field of Classification Search** ..... D14/204,  
D14/209-215, 168; 181/143-144, 147-148,  
181/150, 157, 198-199, 151, 153; 381/300-302,  
381/306, 333, 345, 361-364, 386-388, 332,  
381/336; 348/14.01

See application file for complete search history.

(56) **References Cited**

**U.S. PATENT DOCUMENTS**

5,802,190 A \* 9/1998 Ferren ..... 381/182  
D457,875 S \* 5/2002 Joe ..... D14/211

D475,991 S \* 6/2003 Hisatsune ..... D14/211  
D503,168 S \* 3/2005 Hisatsune ..... D14/211  
D512,987 S \* 12/2005 Tsuge ..... D14/211

\* cited by examiner

*Primary Examiner*—Nanda Bondade

(74) *Attorney, Agent, or Firm*—MacPherson Kwok Chen & Heid LLP; Tom Chen

(57) **CLAIM**

We claim the ornamental design for speaker, substantially as shown and described.

**DESCRIPTION**

FIG. 1 is a front view of a speaker according to one embodiment;

FIG. 2 is a side view thereof;

FIG. 3 is a side perspective view thereof;

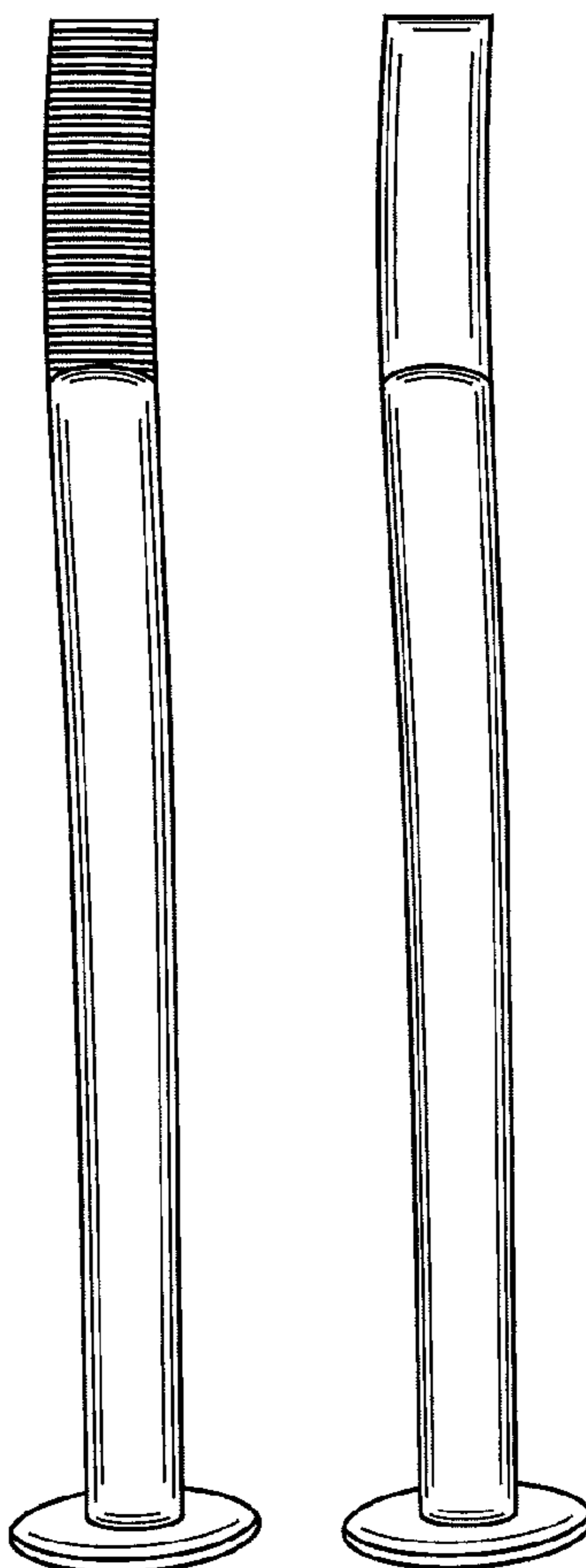
FIG. 4 is a back view thereof;

FIG. 5 is a front view of a speaker according to another embodiment;

FIG. 6 is a side view of the speaker of FIG. 5; and,

FIG. 7 is a side perspective view of the speaker of FIG. 5.

**1 Claim, 3 Drawing Sheets**



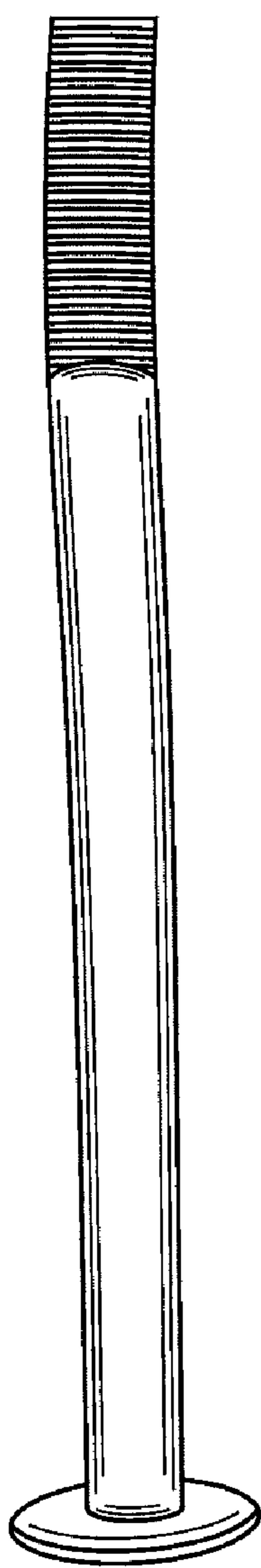


FIG. 1

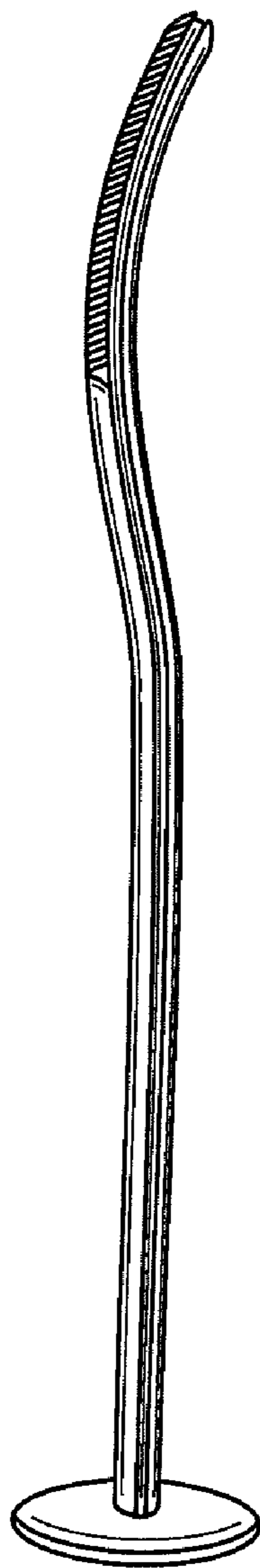


FIG. 2

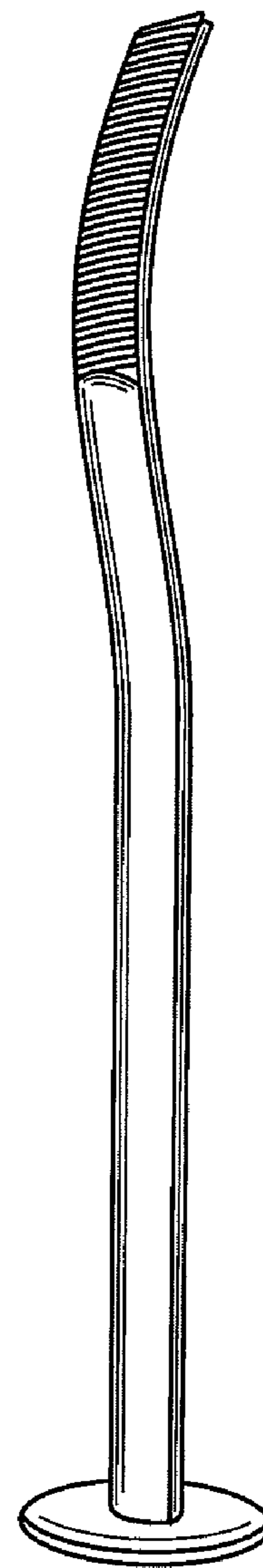


FIG. 3

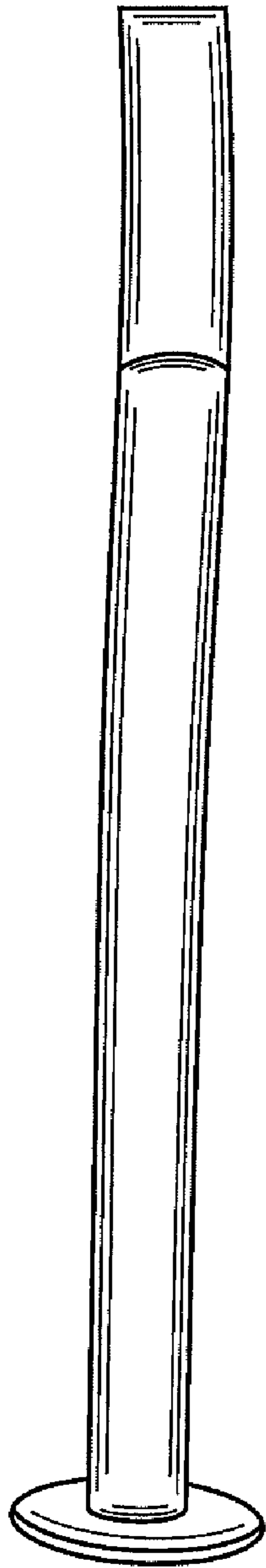


FIG. 4

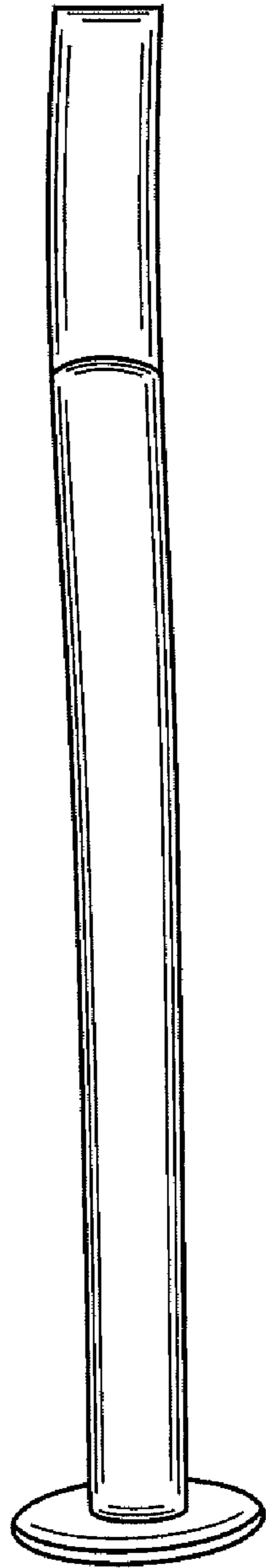


FIG. 5

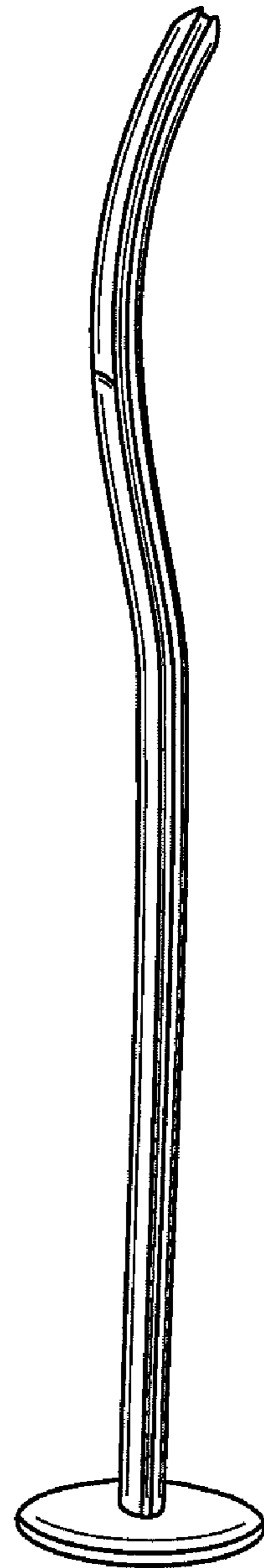


FIG. 6

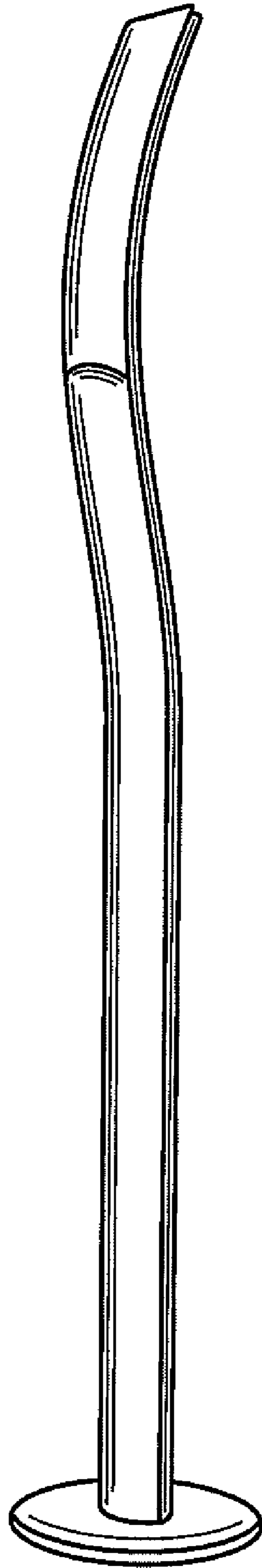


FIG. 7