



US00D564481S

(12) **United States Design Patent** (10) **Patent No.:** **US D564,481 S**  
**Su** (45) **Date of Patent:** **\*\* Mar. 18, 2008**

(54) **HANDSET**

(75) Inventor: **Chun-Wei Su**, Taichuang (TW)

(73) Assignee: **Nokia Corporation**, Espoo (FI)

(\*\*) Term: **14 Years**

(21) Appl. No.: **29/244,321**

(22) Filed: **Dec. 8, 2005**

(30) **Foreign Application Priority Data**

Jun. 8, 2005 (FI) ..... M20050096

(51) **LOC (8) Cl.** ..... **14-03**

(52) **U.S. Cl.** ..... **D14/138**

(58) **Field of Classification Search** ..... D14/496,  
D14/138, 341-347; 455/575.3, 575.1; D21/517,  
D21/329, 333  
See application file for complete search history.

(56) **References Cited**

**U.S. PATENT DOCUMENTS**

D392,968 S	3/1998	Johansson	
D433,016 S	* 10/2000	Matsuda et al.	D14/345
D446,201 S	* 8/2001	Kim	D14/138
D477,296 S	* 7/2003	Minamide	D14/138
D481,697 S	* 11/2003	Rausch et al.	D14/138
D484,863 S	* 1/2004	Chan	D14/138
D486,461 S	* 2/2004	Seo et al.	D14/138
D496,021 S	* 9/2004	Jang	D14/138
D500,016 S	* 12/2004	Kim	D14/138
D506,985 S	* 7/2005	Koo et al.	D14/138
D507,788 S	* 7/2005	Li et al.	D14/138
D510,924 S	* 10/2005	Lee et al.	D14/138
D512,039 S	* 11/2005	Kim et al.	D14/138

(Continued)

**FOREIGN PATENT DOCUMENTS**

FI	15395	8/1992
FI	17370	2/1995
FI	22069	7/2001
JP	1188710	* 10/2003

WO	DM/067 035	10/2005
WO	DM/067481	* 12/2005
WO	DM/068012	* 7/2006
WO	DM/068074	* 7/2006

**OTHER PUBLICATIONS**

O2 X2i telephone, announced 4th quarter 2005, [online], [retrieved on Jun. 11, 2007]. Retrieved from Internet , <URL: http://www.gsmarena.com>.\*

BenQ M580 telephone, announced 1st quarter 2006, [online], [retrieved on May 9, 2007]. Retrieved from Internet , <URL: http://www.gsmarena.com>.\*

(Continued)

*Primary Examiner*—Jeffrey Asch

(74) *Attorney, Agent, or Firm*—Banner & Witcoff, Ltd.

(57) **CLAIM**

The ornamental design for a handset, as shown and described.

**DESCRIPTION**

FIG. 1 is a bottom plan view of a handset showing my new design;

FIG. 2 is a right side view thereof;

FIG. 3 is a front view thereof;

FIG. 4 is a left side view thereof;

FIG. 5 is a top plan view thereof;

FIG. 6 is a rear view thereof;

FIG. 7 is a perspective front view thereof;


FIG. 8 is a perspective rear view thereof;

FIG. 9 is a front view of the handset of FIGS. 1-8 in an in-use position; and,

FIG. 10 is a perspective front view of the handset of FIGS. 1-8 in an in-use position.

The broken line showing of environmental structures is for illustrative purposes only and forms no part of the claimed design.

**1 Claim, 6 Drawing Sheets**



# US D564,481 S

Page 2

---

## U.S. PATENT DOCUMENTS

D512,398 S \* 12/2005 Chen et al. .... D14/138  
6,975,273 B1 \* 12/2005 Choi ..... 343/702  
D518,465 S \* 4/2006 Van Den Nieuwenhuizen  
et al. .... D14/138  
D518,811 S \* 4/2006 Shin et al. .... D14/138  
D521,478 S \* 5/2006 Lee et al. .... D14/138  
D536,322 S \* 2/2007 Kim et al. .... D14/138  
D537,428 S \* 2/2007 Fahlgren ..... D14/138  
D537,429 S \* 2/2007 Fahlgren ..... D14/138  
D538,771 S \* 3/2007 Bower ..... D14/138  
D542,770 S \* 5/2007 Bower ..... D14/138  
2002/0032010 A1 \* 3/2002 Okuda et al. .... 455/90  
2006/0063572 A1 \* 3/2006 Garcia et al. .... 455/575.3  
2006/0148542 A1 \* 7/2006 Oliver ..... 455/575.3  
2006/0154701 A1 \* 7/2006 Ma et al. .... 455/575.3

## OTHER PUBLICATIONS

Nokia 6060 telephone, announced Jun. 2005, [online], [retrieved on May 9, 2007]. Retrieved from Internet , <URL: <http://www.gsmarena.com> >.\*

Samsung i505i telephone, announced 1st quarter 2004, [online], [retrieved on May 9, 2007]. Retrieved from Internet , <URL: <http://www.gsmarena.com>>.\*

Motorola A910 telephone, announced Jul. 2005, [online], [retrieved on Jun. 13, 2007]. Retrieved from Internet , <URL: <http://www.gsmarena.com>>.\*

Wireless International Magazine, Cover Page and pp. 66 and 67, May 2003.

\* cited by examiner

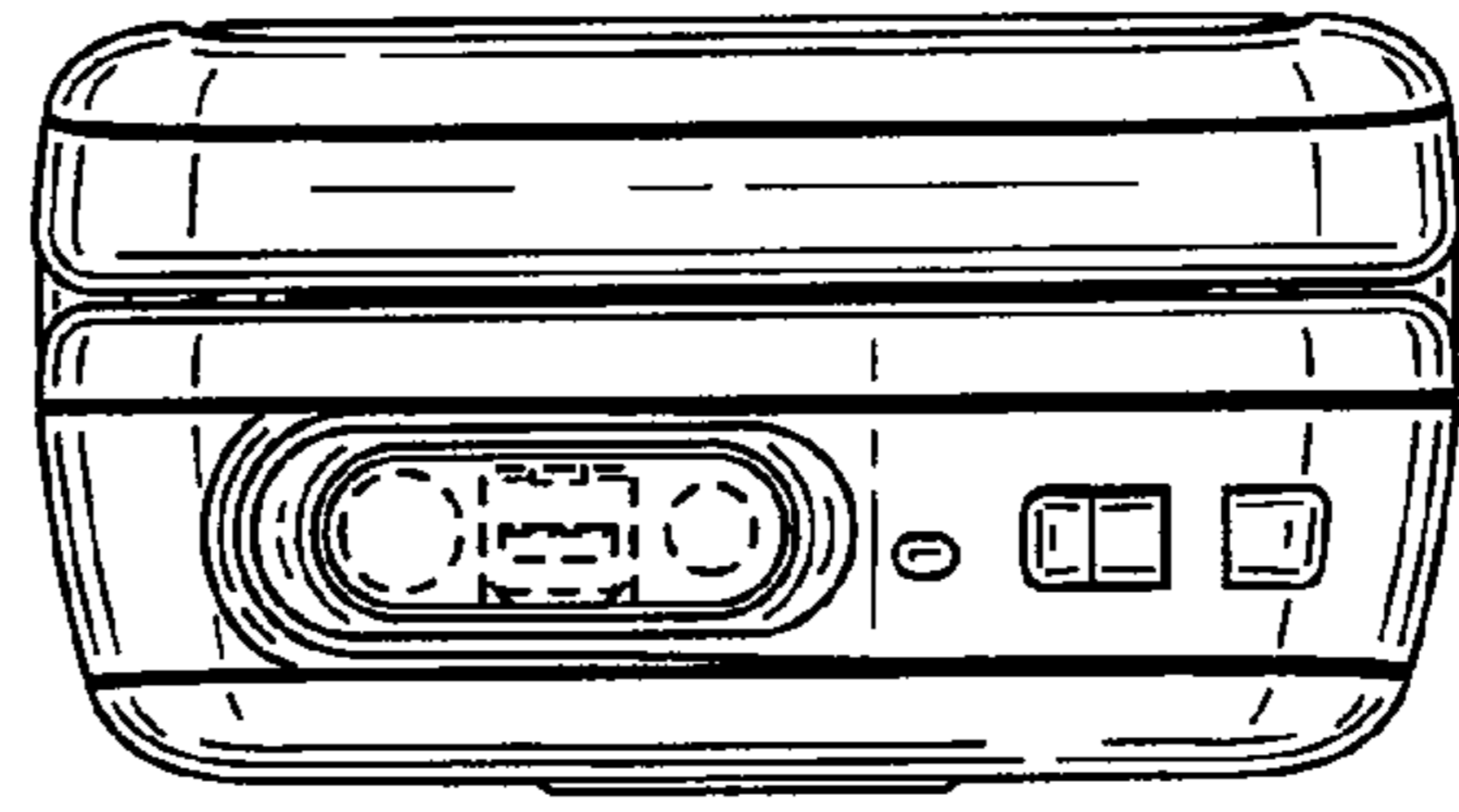


FIG. 1




FIG. 2

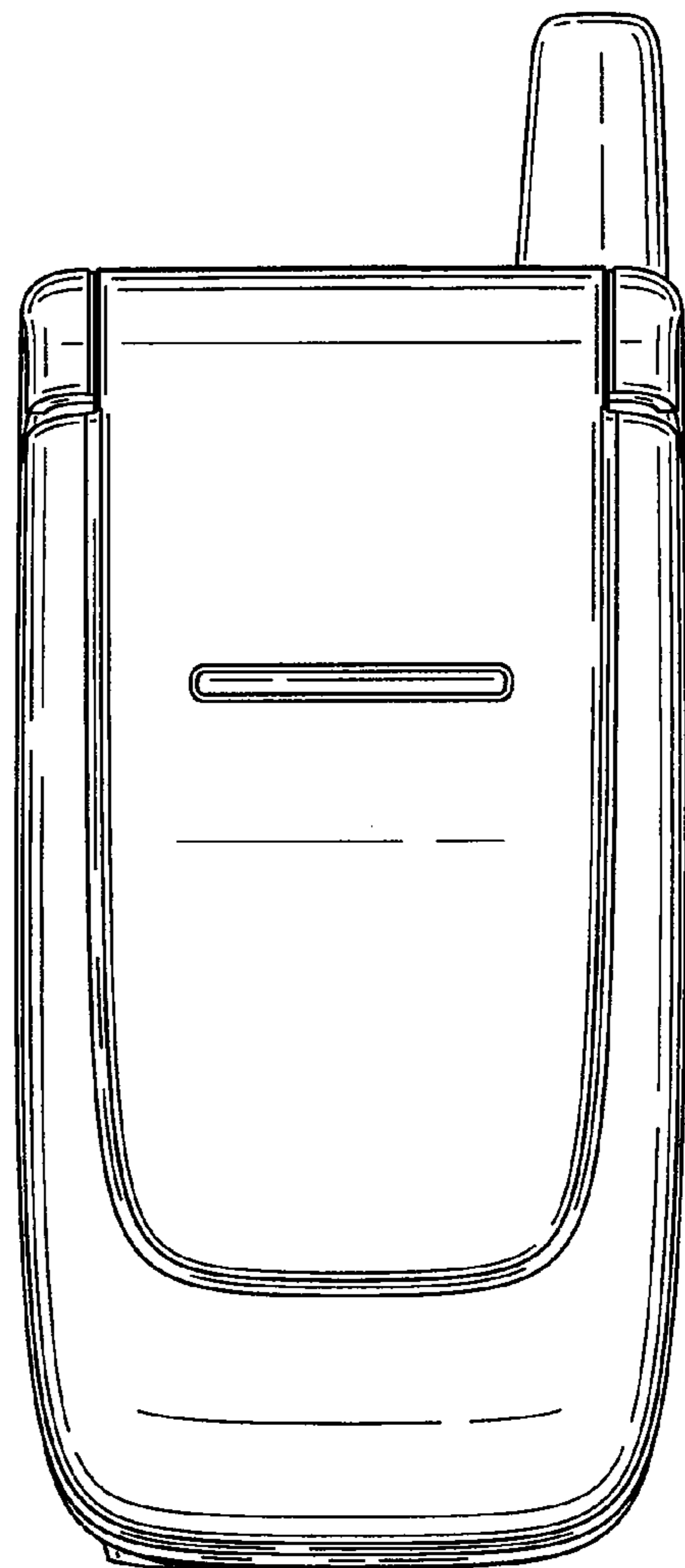


FIG. 3

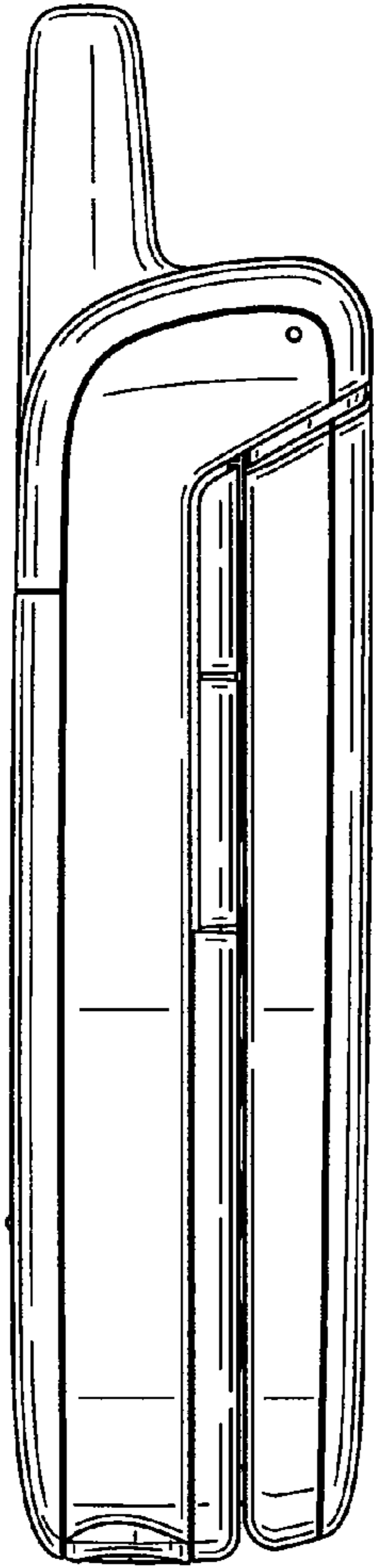


FIG. 4




FIG. 5

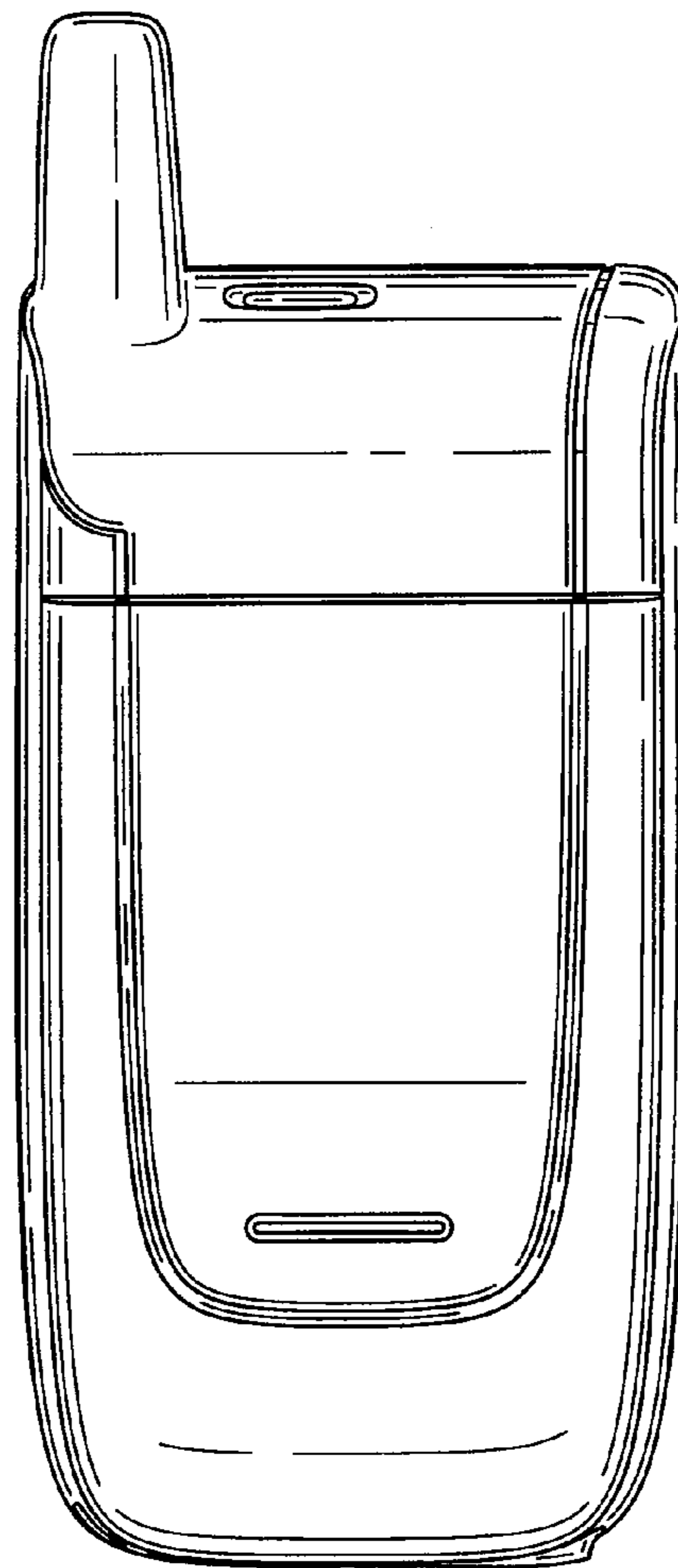


FIG. 6

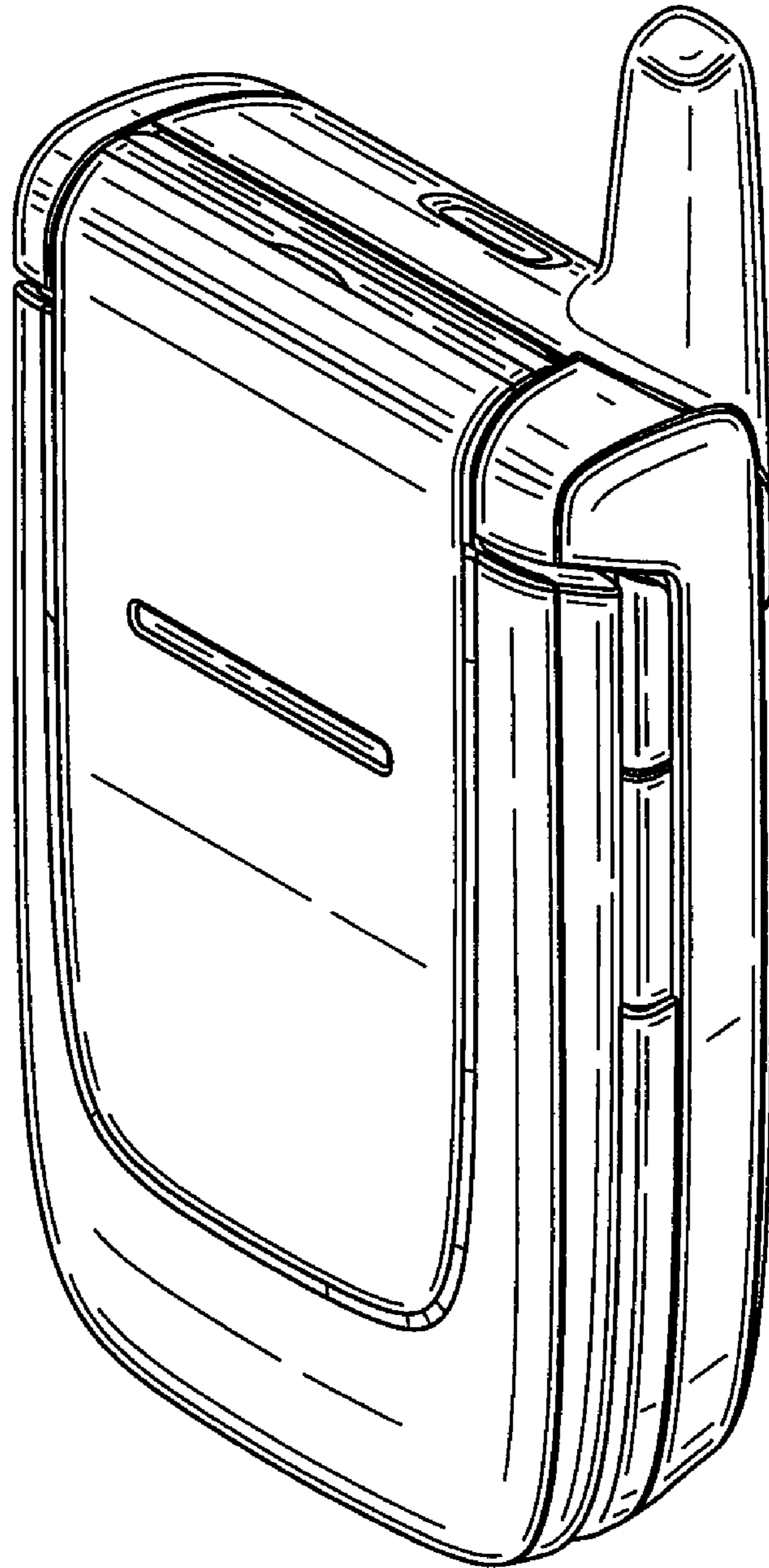


FIG. 7




FIG. 8




FIG. 9

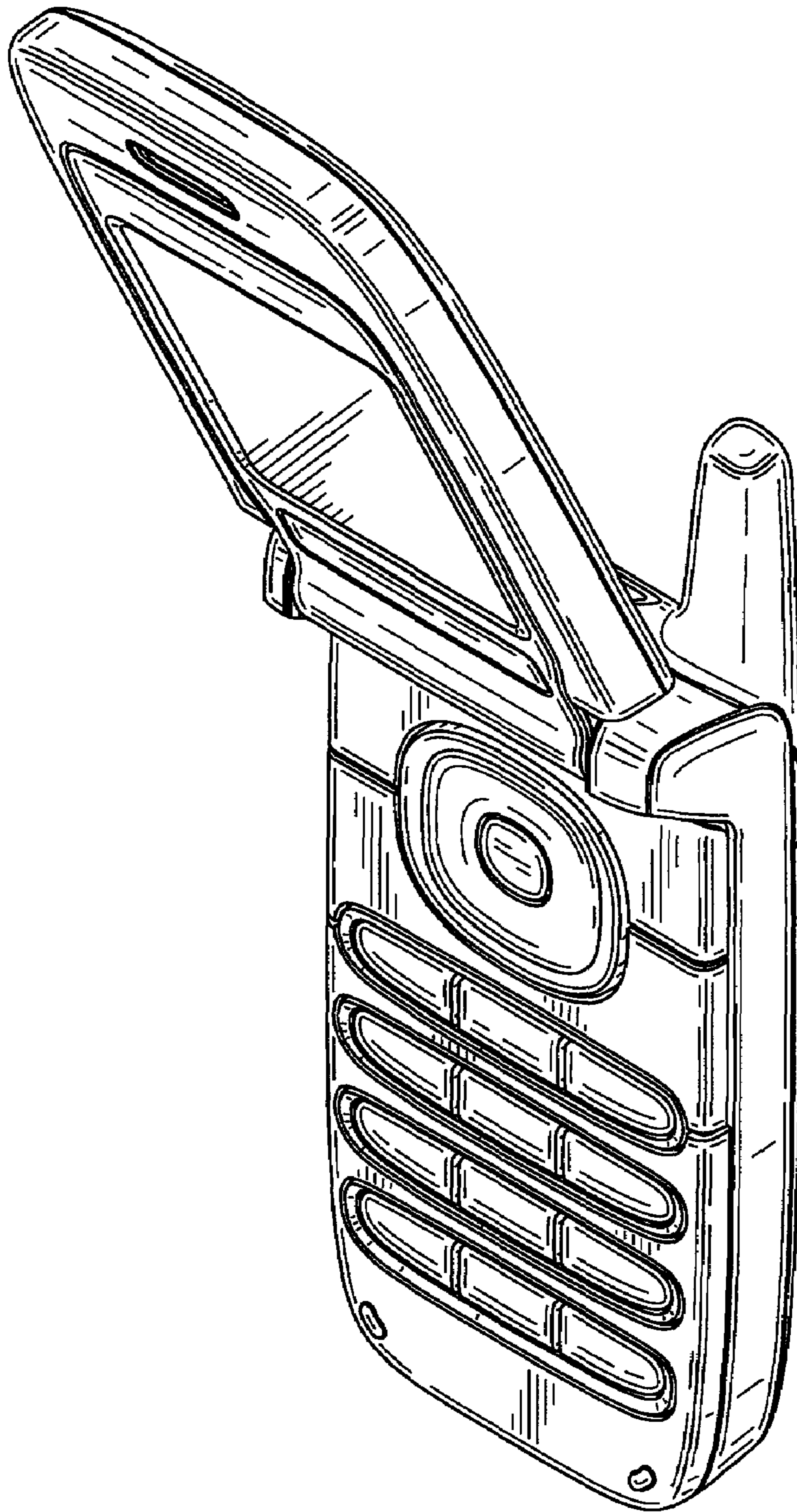


FIG. 10