



US00D564458S

(12) **United States Design Patent**  
**Nakabou et al.**

(10) **Patent No.:** **US D564,458 S**  
(45) **Date of Patent:** **\*\* Mar. 18, 2008**

(54) **SWITCH FOR AN AUTOMOBILE**

(75) Inventors: **Keita Nakabou**, Kariya (JP); **Wataru Mamizuka**, Nagoya (JP)

(73) Assignee: **Toyota Jidosha Kabushiki Kaisha** (JP)

(\*\*) Term: **14 Years**

(21) Appl. No.: **29/285,551**

(22) Filed: **Mar. 30, 2007**

(51) **LOC (8) Cl.** ..... **13-03**

(52) **U.S. Cl.** ..... **D13/164; D13/170**

(58) **Field of Classification Search** ..... D13/110,  
D13/123, 147, 151, 158-177, 184; 200/5 A,  
200/5 R, 295, 308, 310, 313, 314, 329, 1 R,  
200/6 R, 296, 302.3, 315, 330, 334, 339,  
200/341, 520, 525, 553; 335/205; 439/491,  
439/535; D8/302; D12/192, 195

See application file for complete search history.

(56) **References Cited**

**U.S. PATENT DOCUMENTS**

D268,564 S *	4/1983	Mack	.....	D8/353
D316,250 S *	4/1991	Mongeau	.....	D13/170
D325,567 S *	4/1992	Jacoby et al.	.....	D13/170
D342,481 S *	12/1993	Kukulies	.....	D13/164
5,414,231 A *	5/1995	Sato et al.	.....	200/1 R
5,448,028 A *	9/1995	Filion et al.	.....	200/52 R
5,491,313 A *	2/1996	Bartley et al.	.....	200/310
D400,184 S *	10/1998	Meiller et al.	.....	D13/171

D448,270 S *	9/2001	Sekishiro et al.	.....	D8/302
2002/0060146 A1 *	5/2002	Serizawa et al.	.....	200/5 R
2007/0023269 A1 *	2/2007	Shimizu	.....	200/302.3
2007/0095633 A1 *	5/2007	Sakai	.....	200/1 R

**OTHER PUBLICATIONS**

Porsche, Cayenne, Photograph of Porsche Cayenne, <http://www.edmunds.com>, available at least as early as Feb. 15, 2007.  
Mini Cooper, Photograph of Mini Cooper, <http://autos.msn.com>, available at least as early as Feb. 15, 2007.

\* cited by examiner

*Primary Examiner*—Selina Sikder

*Assistant Examiner*—Thomas J Johannes

(74) *Attorney, Agent, or Firm*—SAIDMAN DesignLaw Group

(57) **CLAIM**

The ornamental design for a switch for an automobile, as shown and described.

**DESCRIPTION**

FIG. 1 is a front perspective view of a switch for an automobile showing our new design;

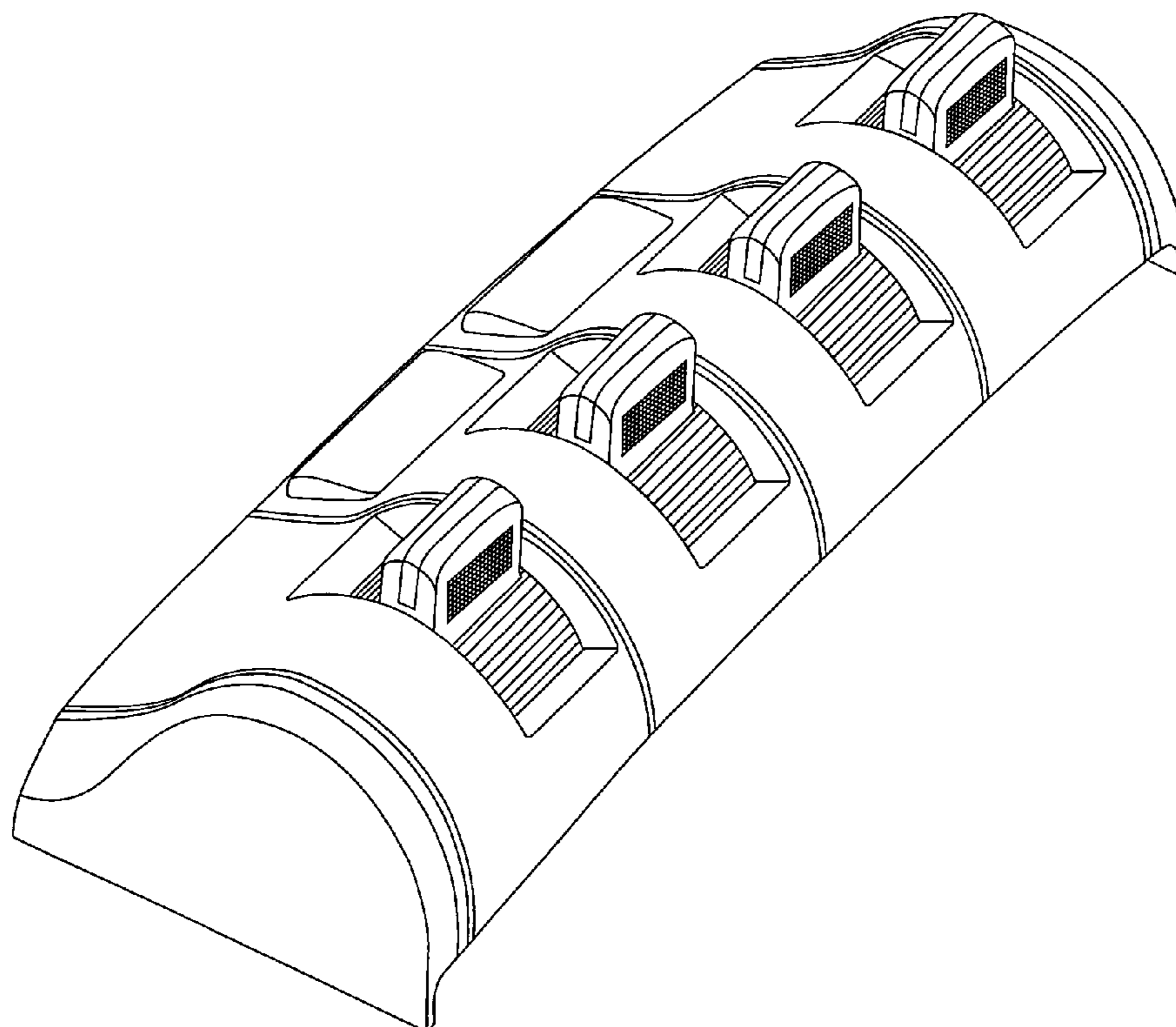
FIG. 2 is a front view thereof;

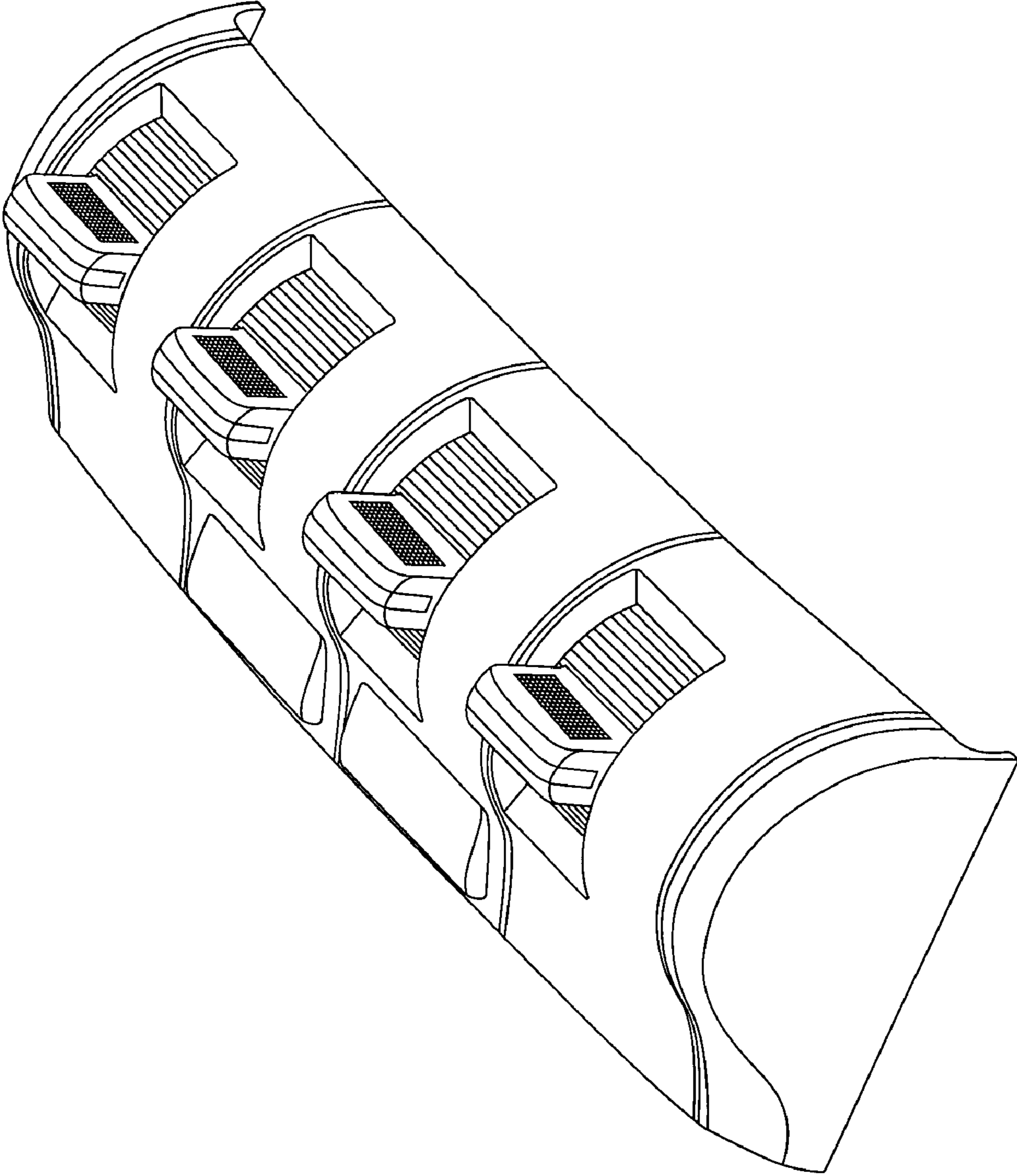
FIG. 3 is a top view thereof;

FIG. 4 is a bottom view thereof; and,

FIG. 5 is a right-side view thereof, the left-side being a mirror image.

**1 Claim, 5 Drawing Sheets**





**FIG. 1**

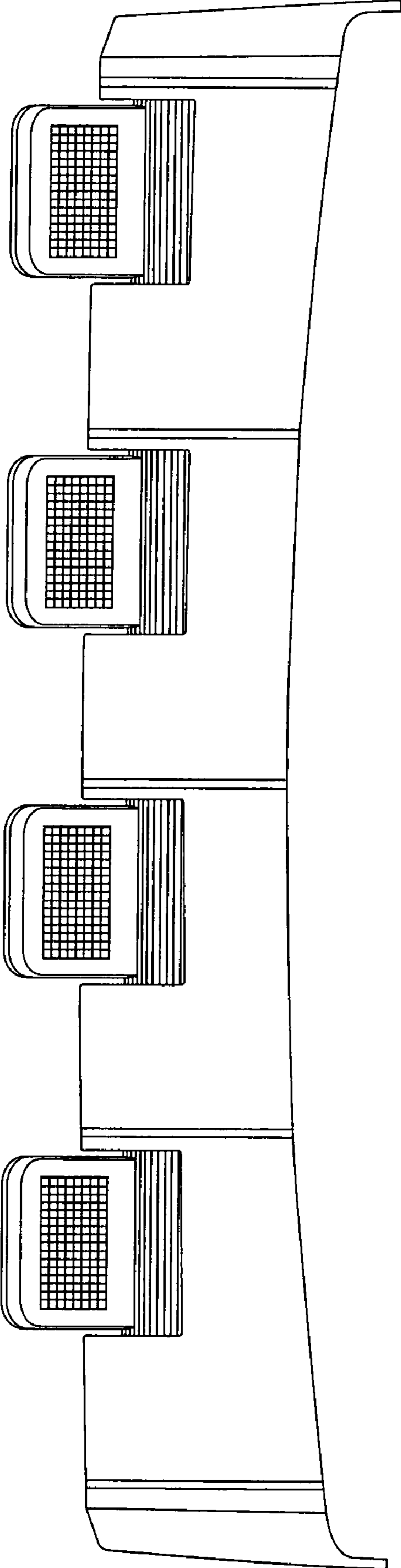


FIG. 2

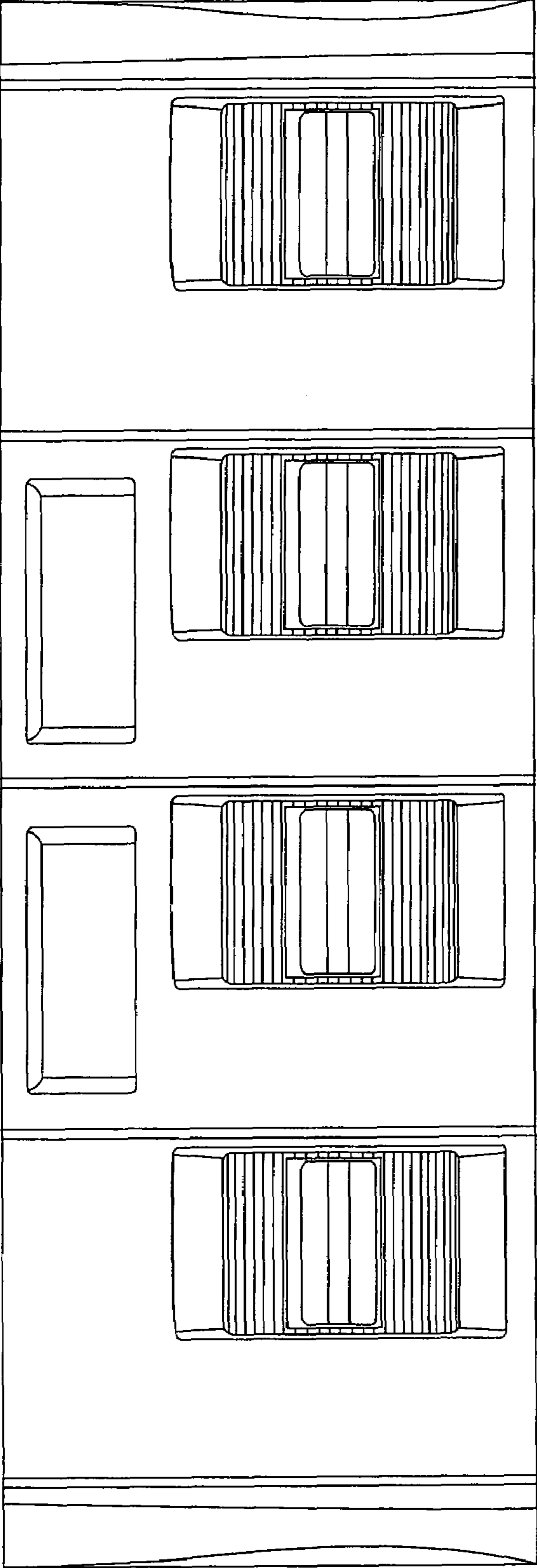
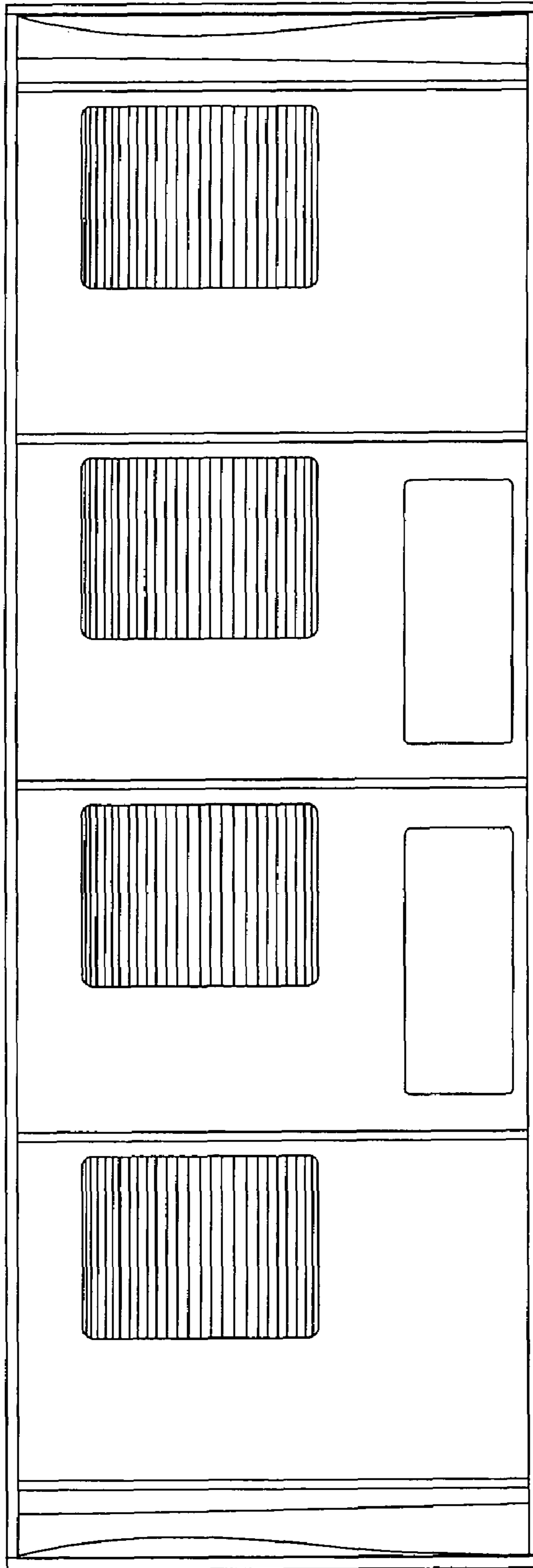


FIG. 3



**FIG. 4**

**FIG. 5**

