



US00D564437S

(12) **United States Design Patent**  
**Moore**

(10) **Patent No.:** **US D564,437 S**

(45) **Date of Patent:** **\*\* Mar. 18, 2008**

- (54) **TOP LIGHTED STORAGE BOX FOR TRUCKS**
- (75) Inventor: **David E. Moore**, Temecula, CA (US)
- (73) Assignee: **Compumeric Engineering, Inc.**, Ontario, CA (US)

- D426,187 S \* 6/2000 Shultz ..... D12/414.1
- D467,863 S \* 12/2002 Boerret et al. .... D12/423
- D473,839 S \* 4/2003 Atencio ..... D12/414.1
- D515,314 S \* 2/2006 Stantial ..... D3/295
- D520,926 S \* 5/2006 Boyer et al. .... D12/196
- D521,433 S \* 5/2006 Boyer et al. .... D12/196

(\*\*) Term: **14 Years**

\* cited by examiner

(21) Appl. No.: **29/283,324**

*Primary Examiner*—Stacia Cadmus  
(74) *Attorney, Agent, or Firm*—Knobbe, Martens, Olson & Bear, LLP

(22) Filed: **Aug. 10, 2007**

(57) **CLAIM**

(51) **LOC (8) Cl.** ..... **12-99**

The ornamental design for a top lighted storage box for trucks, as shown and described.

(52) **U.S. Cl.** ..... **D12/414.1**

(58) **Field of Classification Search** .... D12/412-414.1, D12/196, 423-425, 96-99, 93; D3/905, D3/318, 294-295, 272-273; 296/26.09, 296/24.1, 37.1, 37.6-37.9; 224/539-541, 224/400-404; 206/372-373, 349; 280/901  
See application file for complete search history.

**DESCRIPTION**

(56) **References Cited**

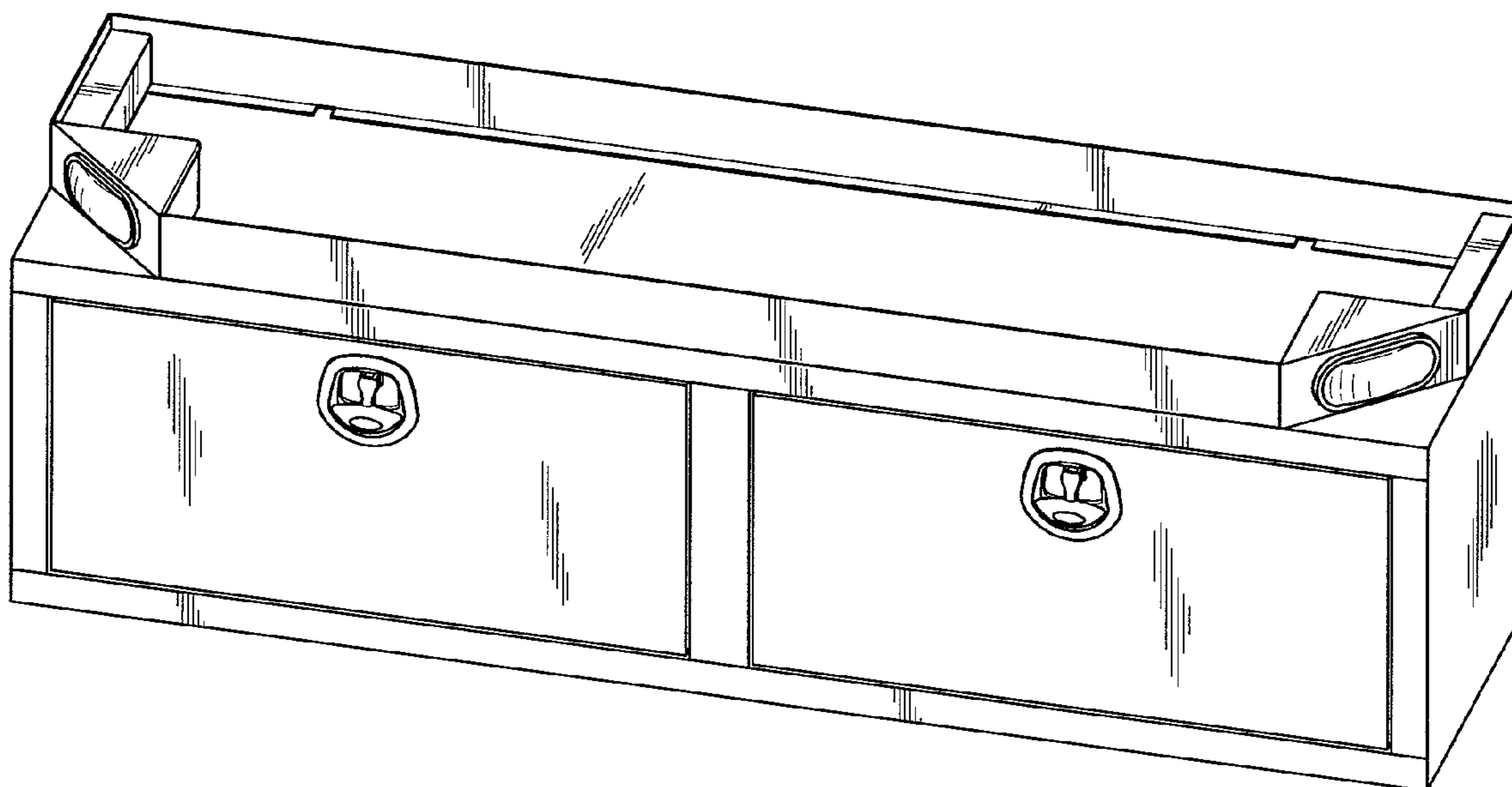
U.S. PATENT DOCUMENTS

- D260,633 S \* 9/1981 Gorman ..... D12/414.1
- D305,878 S \* 2/1990 Schneider ..... D12/414.1
- D352,697 S \* 11/1994 Johnson ..... D12/414.1
- D353,046 S \* 12/1994 Whitaker ..... D3/273
- D370,200 S \* 5/1996 Garoutte ..... D12/423
- D373,988 S \* 9/1996 Johnson ..... D12/414.1
- D378,671 S \* 4/1997 Herra ..... D12/414.1
- D403,653 S \* 1/1999 DeShong et al. .... D12/414.1
- D411,164 S \* 6/1999 Harris ..... D12/414.1

FIG. 1 is a perspective view of the top lighted storage box for trucks of the present design;  
FIG. 2 is a top view thereof;  
FIG. 3 is a front view thereof;  
FIG. 4 is a first side view thereof;  
FIG. 5 is a second side view thereof; and,  
FIG. 6 is a reduced perspective view of thereof shown as how it would be mounted on a truck.

The broken line showing of the truck in FIG. 6 is included for the purpose of illustrating environment and forms no part of the claimed design.

**1 Claim, 4 Drawing Sheets**



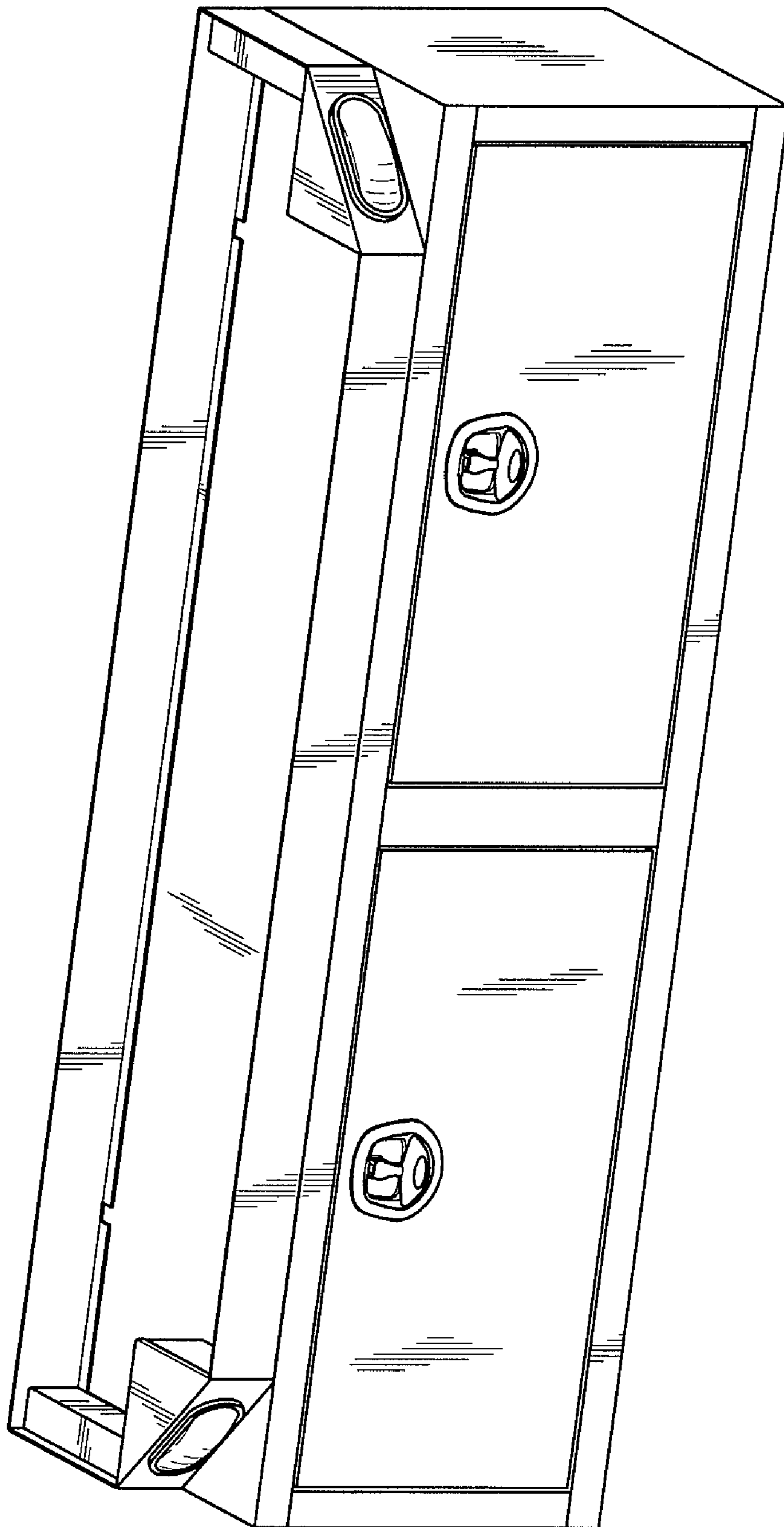


FIG. 1




FIG. 2




FIG. 3

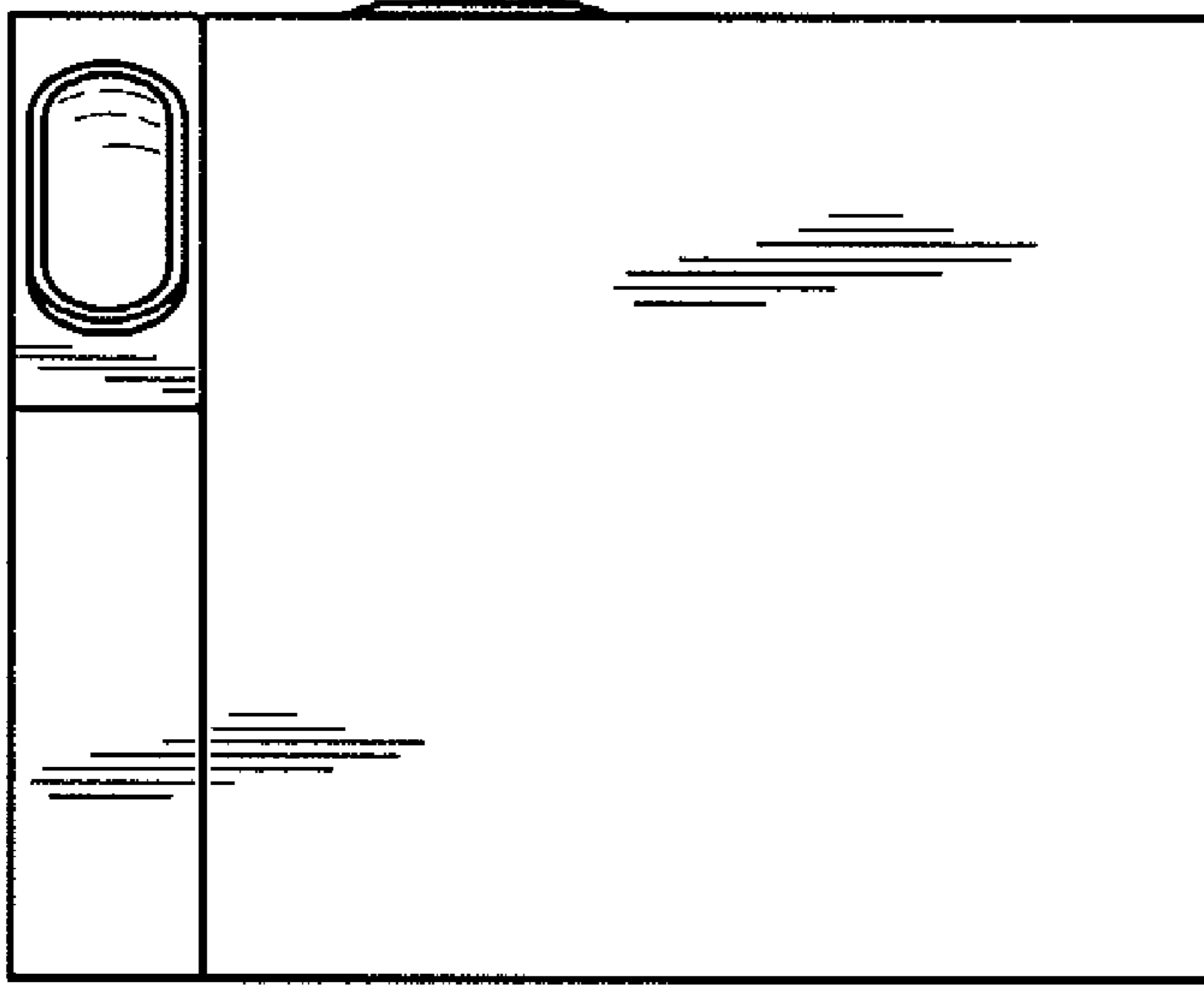


FIG. 5

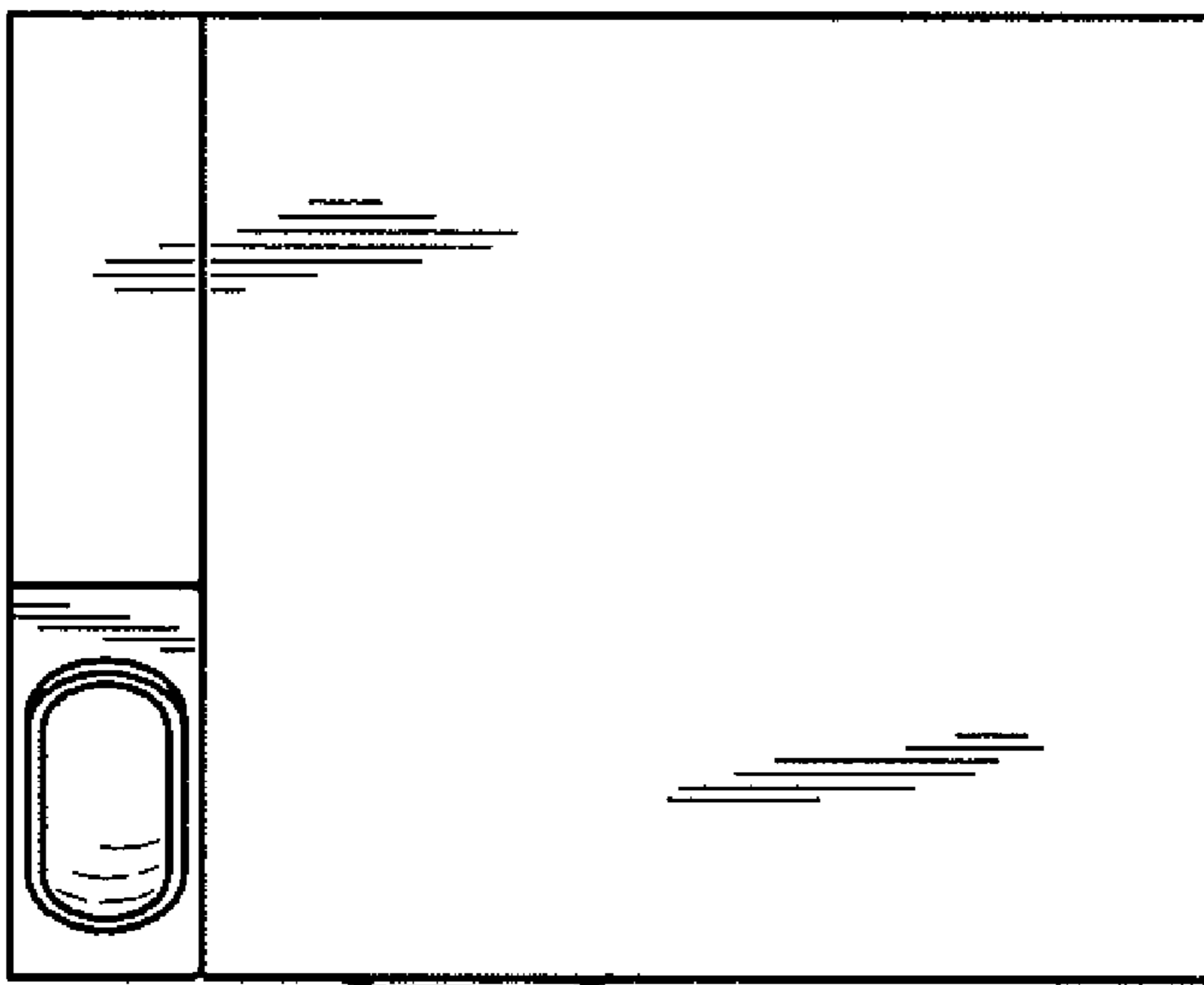


FIG. 4

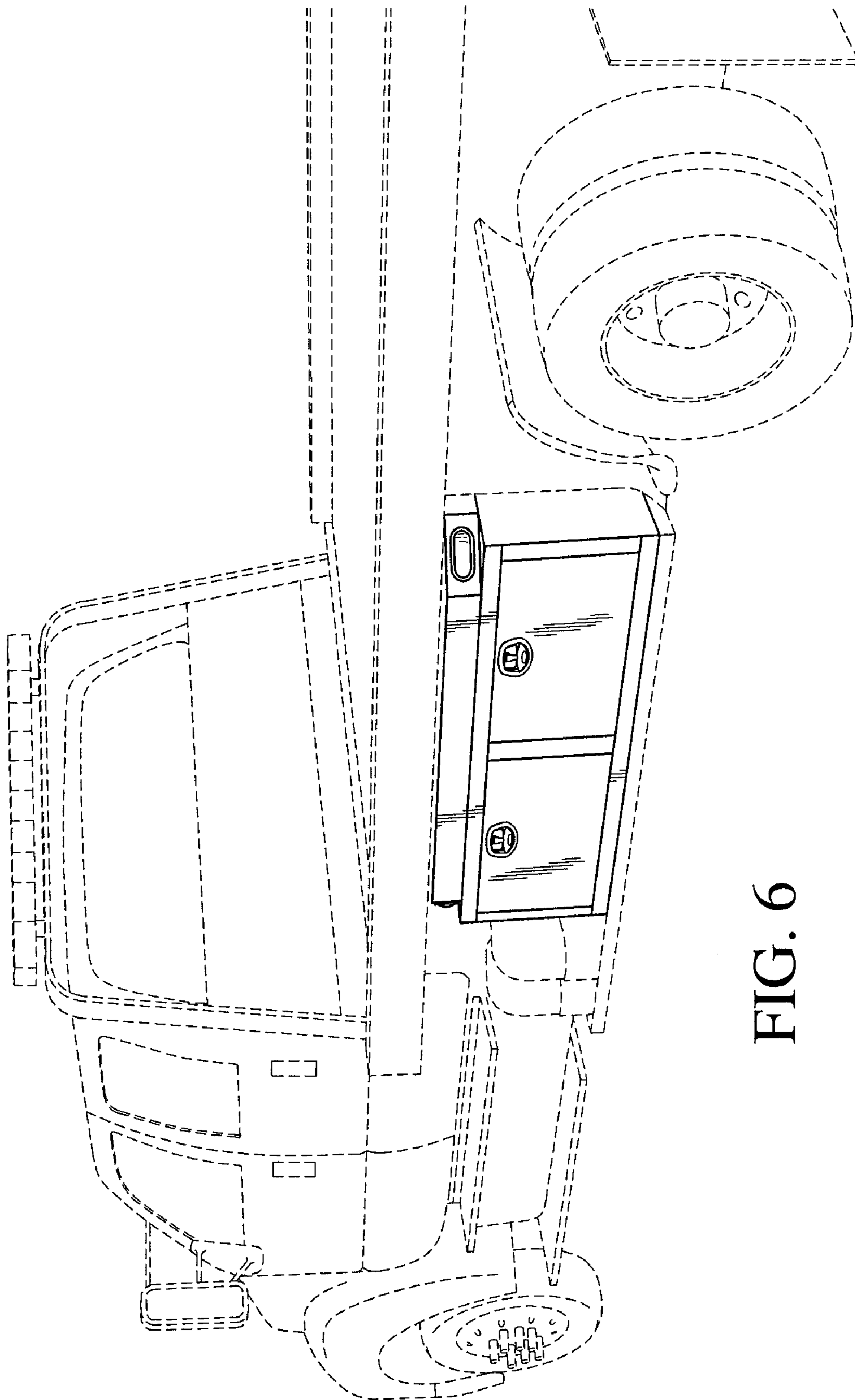


FIG. 6