



US00D564430S

(12) **United States Design Patent**
Hu

(10) **Patent No.:** **US D564,430 S**
(45) **Date of Patent:** **** Mar. 18, 2008**

(54) **LICENSE PLATE FRAME**

(75) Inventor: **Ming-Liang Hu**, No. 129, Lane 523,
Sec. 3, Chung Cheng Rd., Jen Te,
Tainan Hsien (TW)

(73) Assignee: **Ming-Liang Hu**, Tainan Hsien (TW)

(**) Term: **14 Years**

(21) Appl. No.: **29/297,001**

(22) Filed: **Nov. 1, 2007**

(51) **LOC (8) Cl.** **12-16**

(52) **U.S. Cl.** **D12/193**

(58) **Field of Classification Search** D12/193;
D2/300–303, 310–314; 40/200–203, 207–216
See application file for complete search history.

(56) **References Cited**

U.S. PATENT DOCUMENTS

D375,072 S *	10/1996	Chiou	D12/193
D381,003 S *	7/1997	Chiou	D12/193
D397,075 S *	8/1998	Spencer	D12/193
D464,300 S *	10/2002	Ohm et al.	D12/193
D464,301 S *	10/2002	Ohm	D12/193
D469,392 S *	1/2003	Ohm et al.	D12/193

D494,520 S *	8/2004	Huang	D12/193
D507,218 S *	7/2005	Spencer	D12/193
D521,432 S *	5/2006	Spencer	D12/193
D524,707 S *	7/2006	Spencer	D12/193

* cited by examiner

Primary Examiner—Stacia Cadmus

(74) *Attorney, Agent, or Firm*—Lackenbach Siegel, LLP;
Myron Greenspan

(57) **CLAIM**

The ornamental design for license plate frame as shown and described.

DESCRIPTION

FIG. 1 is a perspective view of license plate frame showing my new design;

FIG. 2 is a front elevational view thereof;

FIG. 3 is a rear elevational view thereof;

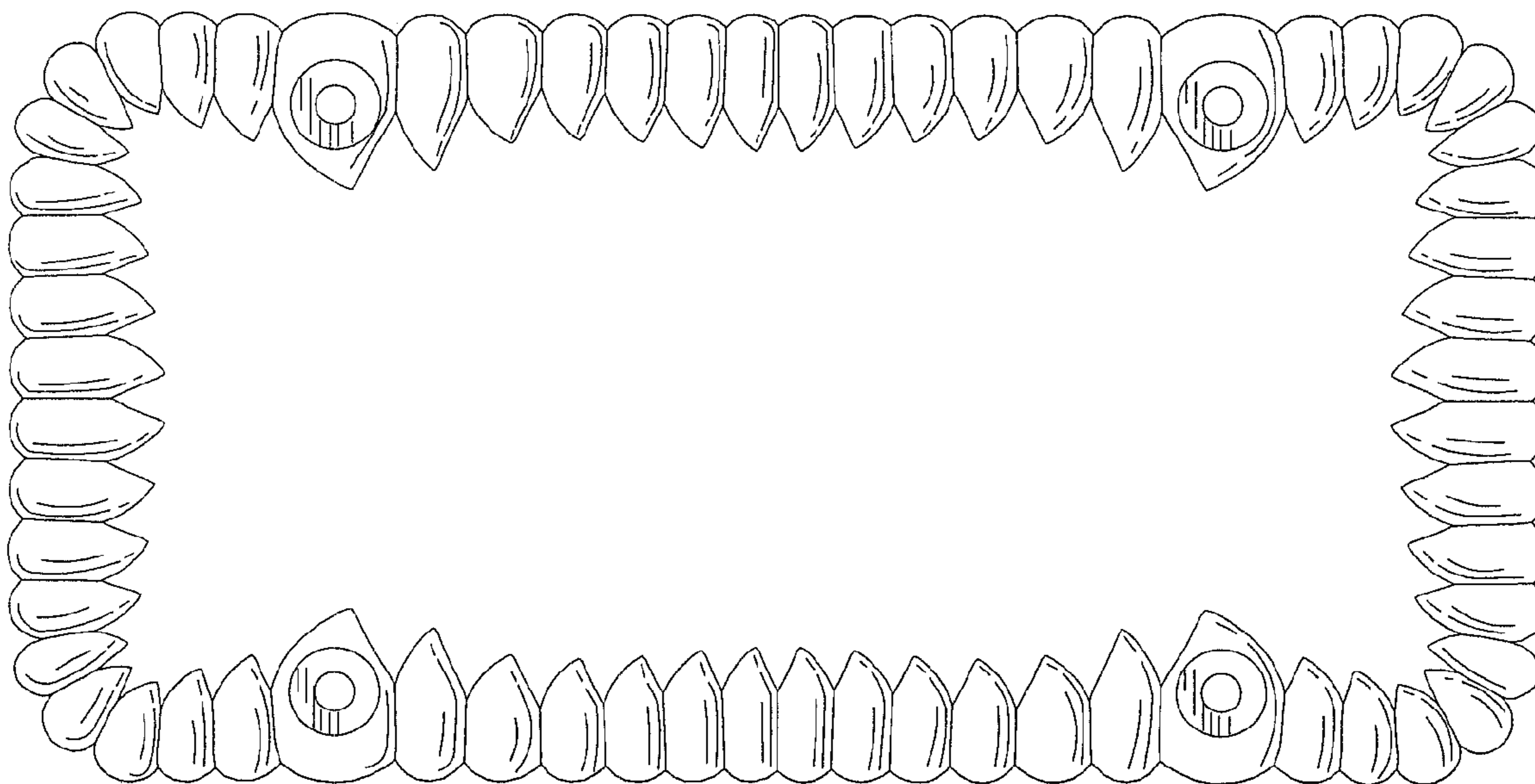
FIG. 4 is a left side elevational view thereof;

FIG. 5 is a right side elevational view thereof;

FIG. 6 is a top plan view thereof; and,

FIG. 7 is a bottom plan view thereof.

1 Claim, 6 Drawing Sheets



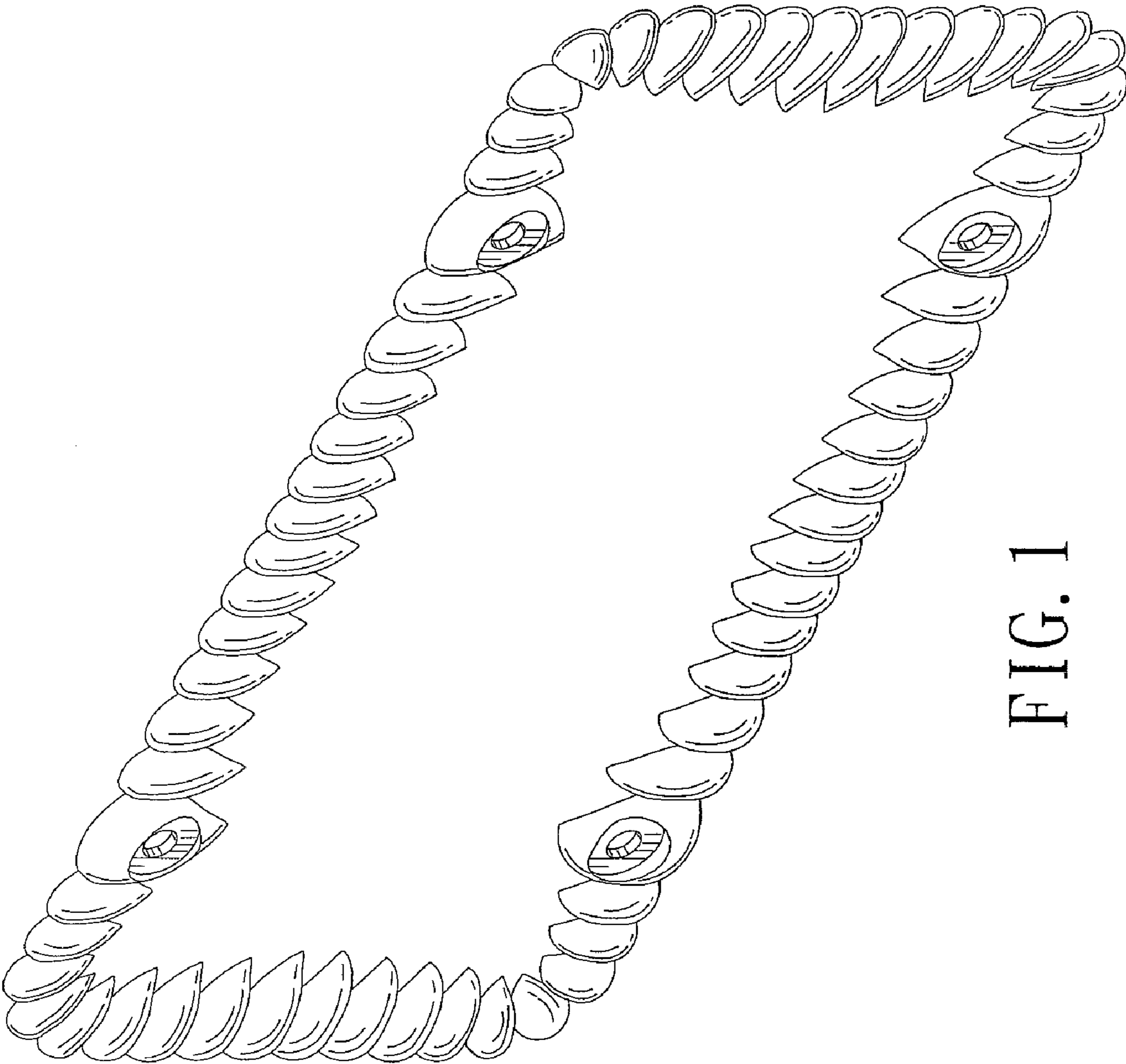


FIG. 1

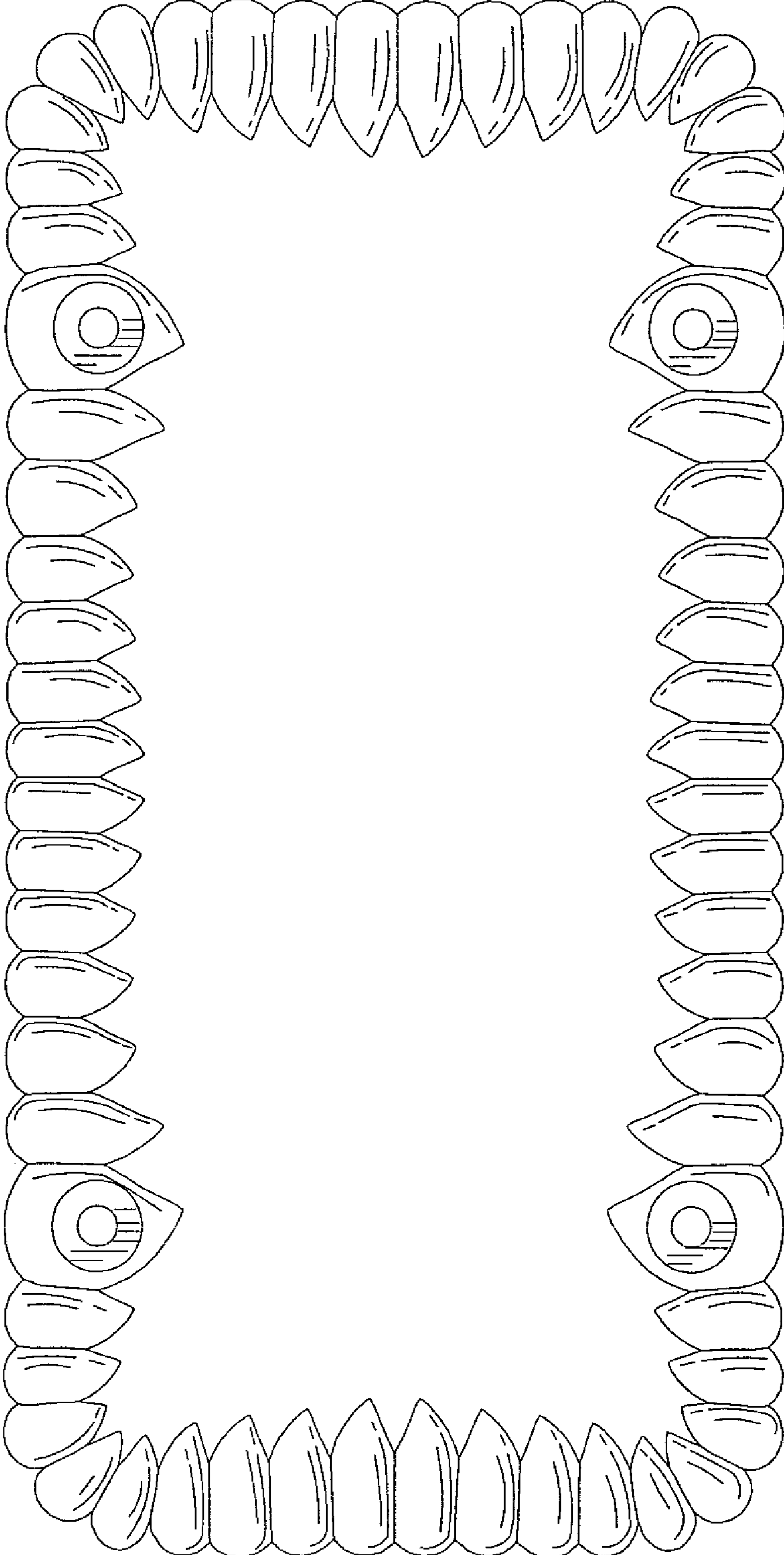


FIG. 2

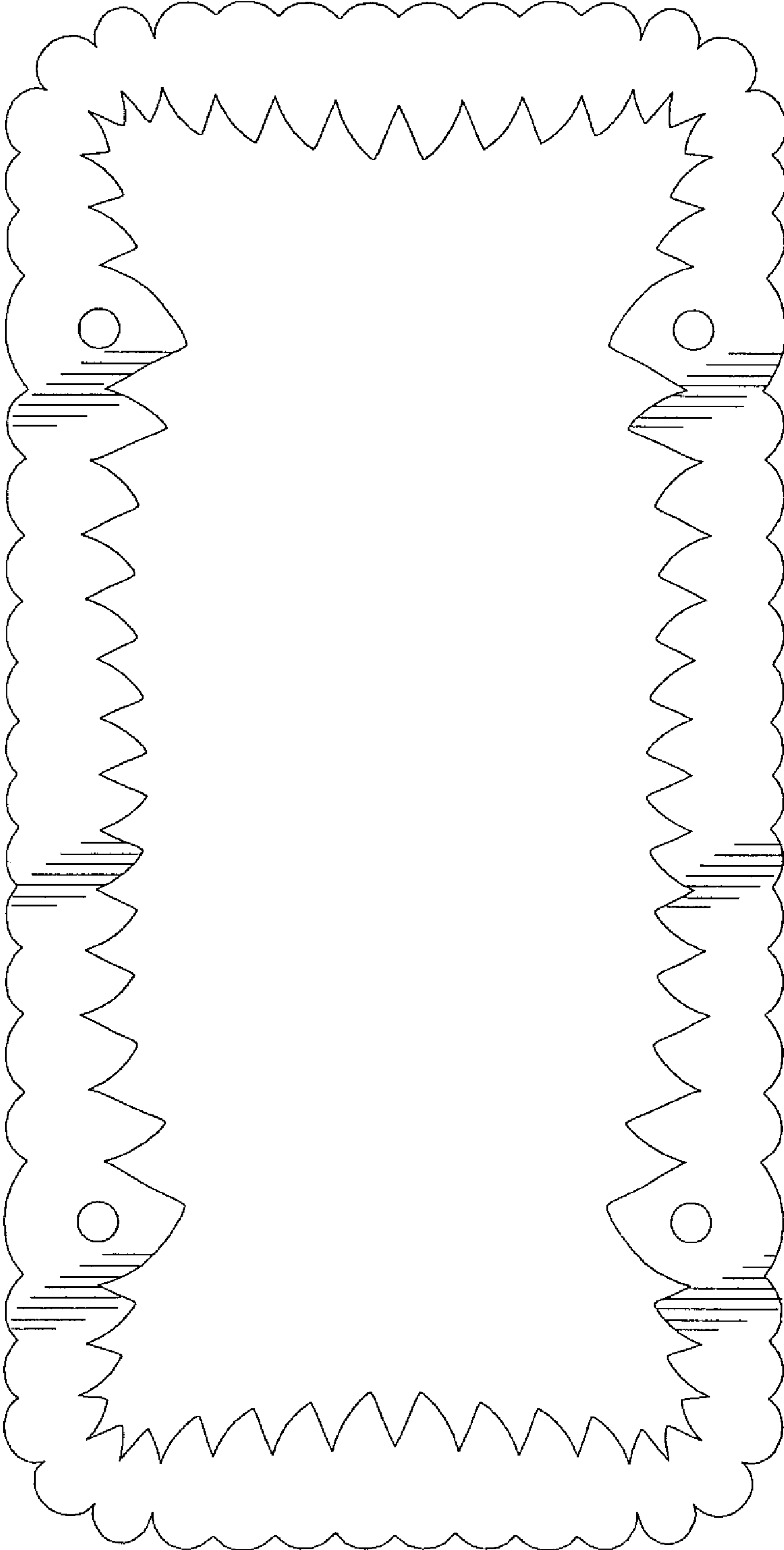


FIG. 3

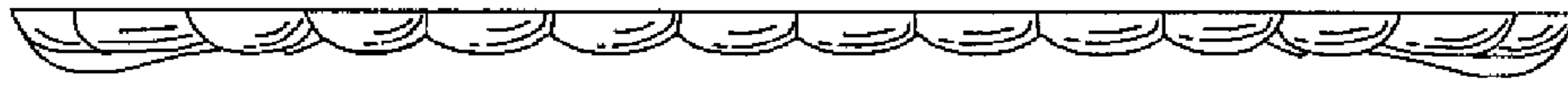


FIG. 5



FIG. 4



FIG. 6



FIG. 7