

US00D564429S

(12) **United States Design Patent**  
**Hirth et al.**

(10) **Patent No.:** **US D564,429 S**  
(45) **Date of Patent:** **\*\* Mar. 18, 2008**

(54) **LICENSE PLATE FRAME WITH SIDE LIGHT BARS**

D455,106 S \* 4/2002 Yang ..... D12/193  
D464,299 S \* 10/2002 Ohm et al. .... D12/193  
D510,552 S \* 10/2005 Phillips et al. .... D12/193  
D545,259 S \* 6/2007 Stahel et al. .... D12/193

(75) Inventors: **Kevin Hirth**, Festus, MO (US);  
**Reuben Mirabal**, St. Louis, MO (US)

\* cited by examiner

(73) Assignee: **Midwest Motorcycle Supply Distributors Corp.**, Pevely, MO (US)

*Primary Examiner*—Stacia Cadmus  
(74) *Attorney, Agent, or Firm*—Thompson Coburn LLP

(\*\*) Term: **14 Years**

(57) **CLAIM**

(21) Appl. No.: **29/295,244**

The ornamental design for a license plate frame with side light bars, as shown and described.

(22) Filed: **Sep. 24, 2007**

**DESCRIPTION**

(51) **LOC (8) Cl.** ..... **12-16**

FIG. 1 is a perspective view of a license plate frame with side light bars design in accordance with the invention.

(52) **U.S. Cl.** ..... **D12/193**

FIG. 2 is a front elevation view of the license plate frame with side light bars design shown in FIG. 1.

(58) **Field of Classification Search** ..... D12/193;  
D6/300-303, 310-314; 40/200-203, 207-216;  
D26/34

FIG. 3 is a top view of the license plate frame with side light bars design shown in FIG. 1, with the bottom view being a mirror image thereof.

See application file for complete search history.

FIG. 4 is a right side view of the license plate frame with side light bars design shown in FIG. 1, with the left side view being a mirror image thereof; and,

(56) **References Cited**

**U.S. PATENT DOCUMENTS**

D280,610 S \* 9/1985 Preisler ..... D12/193  
D294,975 S \* 3/1988 Lester ..... D26/34  
D360,479 S \* 7/1995 Howard ..... D12/193  
D378,998 S \* 4/1997 Lake ..... D12/193  
D413,847 S \* 9/1999 Hartmann et al. .... D12/193  
D437,815 S \* 2/2001 Lyon ..... D12/193

FIG. 5 is a rear view of the license plate frame with side light bars design shown in FIG. 1.

**1 Claim, 4 Drawing Sheets**






Fig. 1






Fig. 2




Fig. 3




Fig. 4






Fig. 5