



US00D564413S

(12) **United States Design Patent**  
**Gao et al.**

(10) **Patent No.:** **US D564,413 S**  
(45) **Date of Patent:** **\*\* Mar. 18, 2008**

(54) **CAR**  
(75) Inventors: **Hongsheng Gao**, Guangdong (CN);  
**Lihong Kang**, Guangdong (CN);  
**Xiangyang Wu**, Guangdong (CN)  
(73) Assignee: **BYD Company Limited**, Guangdong  
(CN)  
(\*\*) Term: **14 Years**  
(21) Appl. No.: **29/276,695**  
(22) Filed: **Feb. 1, 2007**

(30) **Foreign Application Priority Data**  
Aug. 2, 2006 (CN) ..... 2006 3 0017936  
(51) **LOC (8) Cl.** ..... **12-08**  
(52) **U.S. Cl.** ..... **D12/92**  
(58) **Field of Classification Search** ..... D12/90-92,  
D12/86; 296/181.1, 181.5  
See application file for complete search history.

(56) **References Cited**  
U.S. PATENT DOCUMENTS  
D490,021 S \* 5/2004 Saito et al. .... D12/92

D512,342 S \* 12/2005 Okazaki et al. .... D12/92  
D547,240 S \* 7/2007 Kulla ..... D12/92  
D547,699 S \* 7/2007 Okazaki et al. .... D12/92  
D551,596 S \* 9/2007 Ishizuka et al. .... D12/92

\* cited by examiner  
*Primary Examiner*—Melody N. Brown  
(74) *Attorney, Agent, or Firm*—Blakely, Sokoloff, Taylor &  
Zafman; Stephen M. De Klerk

(57) **CLAIM**

The ornamental design for a car, as shown and described.

**DESCRIPTION**

FIG. 1 is a front view of a car showing our new design;  
FIG. 2 is a rear view thereof;  
FIG. 3 is a left view thereof;  
FIG. 4 is a right view thereof;  
FIG. 5 is a top view thereof;  
FIG. 6 is a perspective front view thereof; and,  
FIG. 7 is a perspective rear view thereof.

**1 Claim, 7 Drawing Sheets**





Fig. 1



Fig. 2

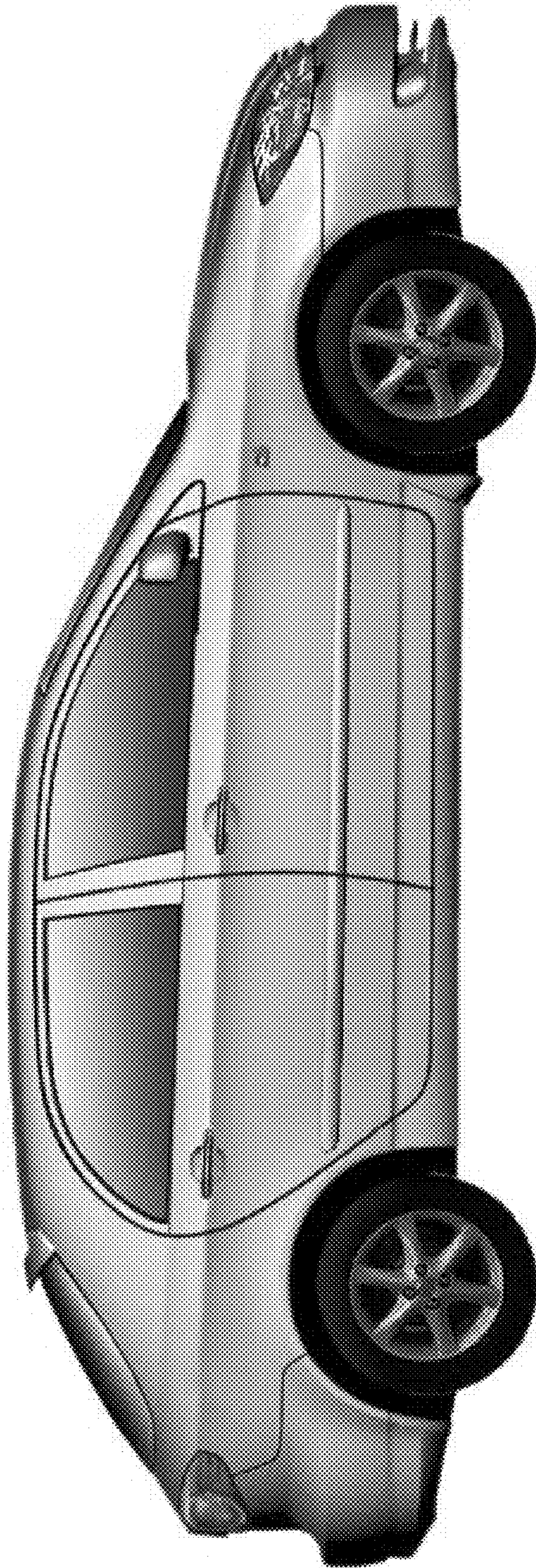


Fig. 3

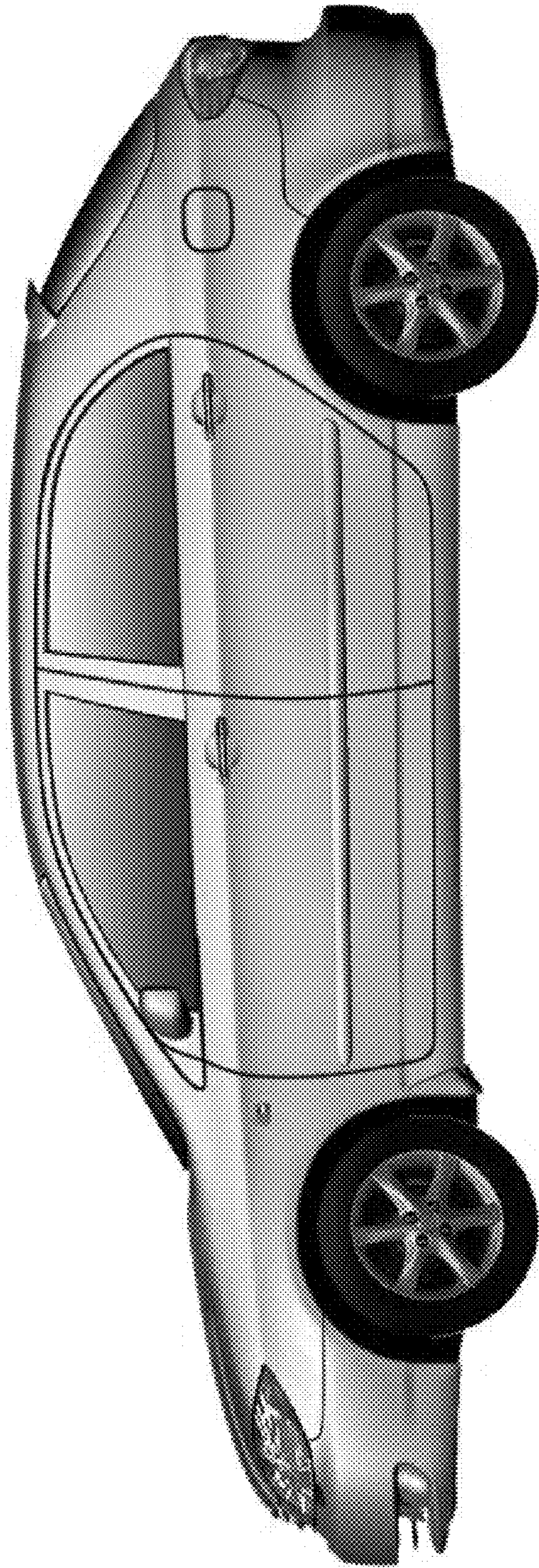


Fig. 4

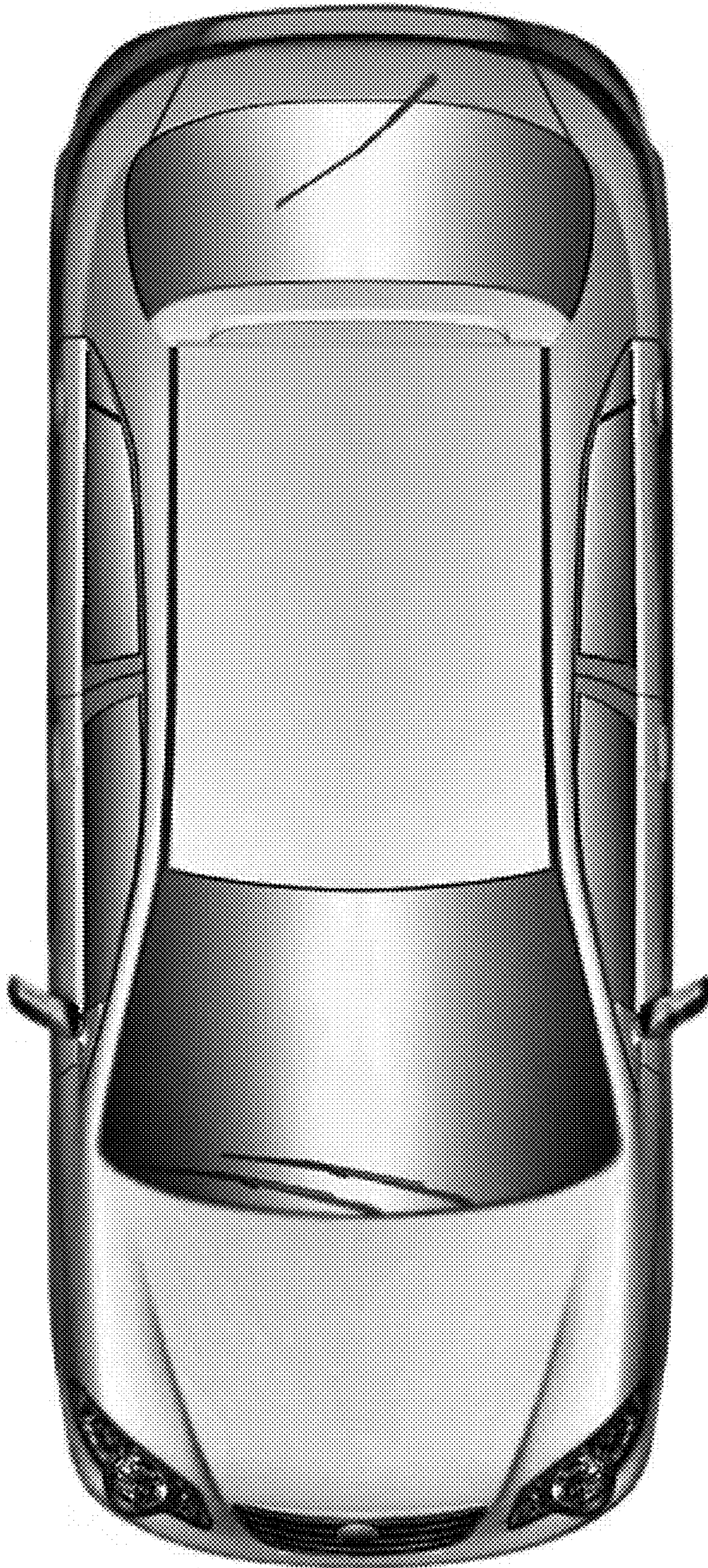


Fig. 5



Fig. 6



Fig. 7