



US00D564411S

(12) **United States Design Patent**
Zavatski et al.

(10) **Patent No.:** **US D564,411 S**

(45) **Date of Patent:** **** Mar. 18, 2008**

(54) **AUTOMOBILE BODY**

D532,717 S * 11/2006 Dolan et al. D12/91
D542,181 S * 5/2007 Dolan et al. D12/91

(75) Inventors: **Irina Zavatski**, Rochester Hills, MI (US); **David C. McKinnon**, Birmingham, MI (US); **Ralph V. Gilles**, Addison Township, MI (US); **Mark D. Hall**, Rochester Hills, MI (US); **Jeff C. Gale**, Rochester, MI (US)

* cited by examiner

Primary Examiner—Melody N. Brown
(74) *Attorney, Agent, or Firm*—Ralph E. Smith

(73) Assignee: **Chrysler LLC**, Auburn Hills, MI (US)

(57) **CLAIM**

The ornamental design for an automobile body, as shown and described.

(**) Term: **14 Years**

(21) Appl. No.: **29/249,265**

DESCRIPTION

(22) Filed: **Sep. 29, 2006**

FIG. 1 is a front perspective view of an automobile body showing our new design;

(51) **LOC (8) Cl.** **12-08**

FIG. 2 is a side view thereof;

(52) **U.S. Cl.** **D12/91**

FIG. 3 is a front view thereof;

(58) **Field of Classification Search** D12/90-92,
D12/86; 296/181.1, 181.5

FIG. 4 is a rear view thereof;

See application file for complete search history.

FIG. 5 is a rear perspective view thereof; and,

FIG. 6 is a top plan view thereof.


(56) **References Cited**

It will be understood that the broken lines presented in the drawings are for illustration only, and do not form a part of the claimed design.

U.S. PATENT DOCUMENTS

D441,321 S 5/2001 Faurote et al.
D446,167 S 8/2001 Faurote et al.

1 Claim, 5 Drawing Sheets



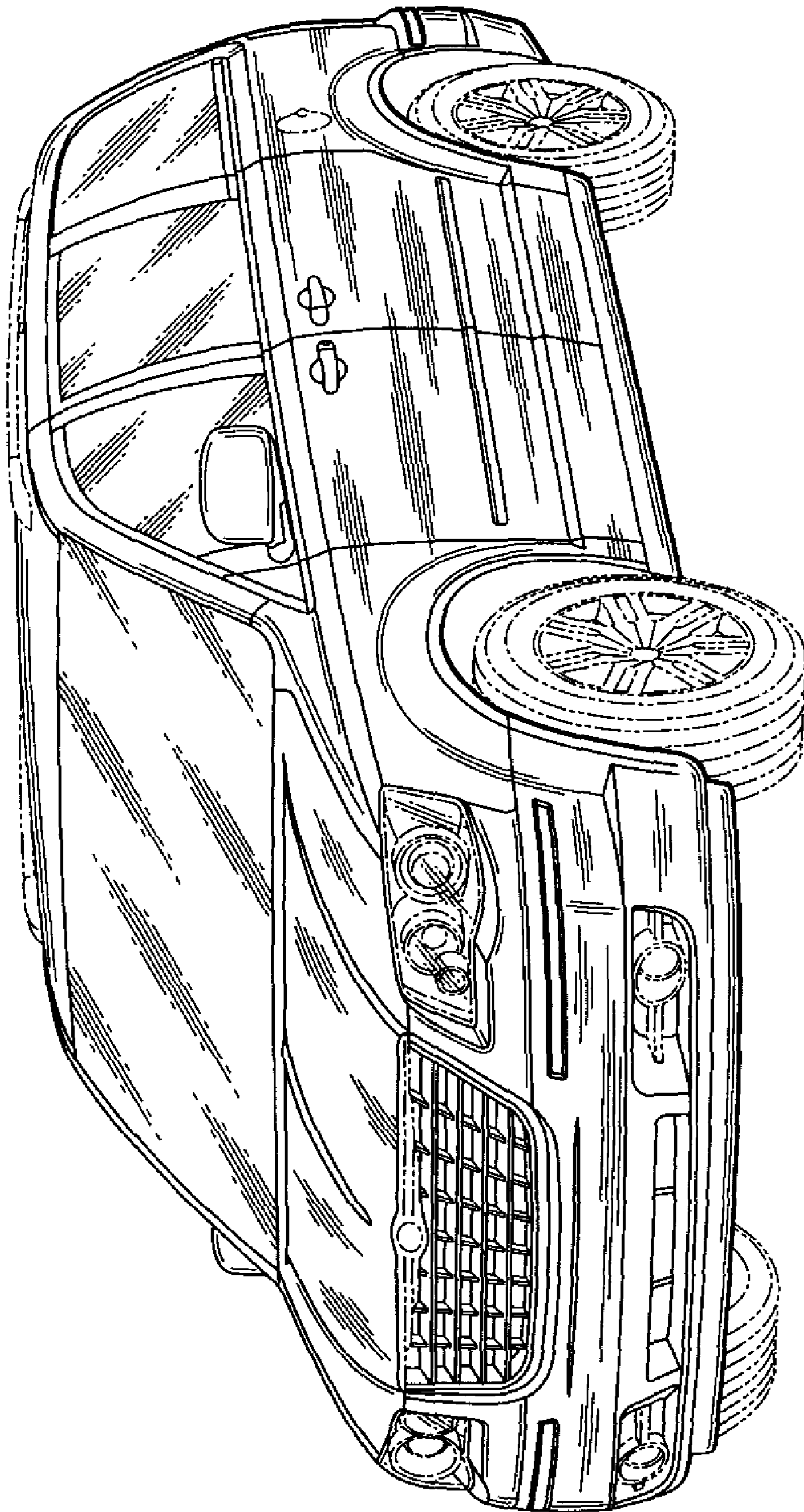


Fig. 1

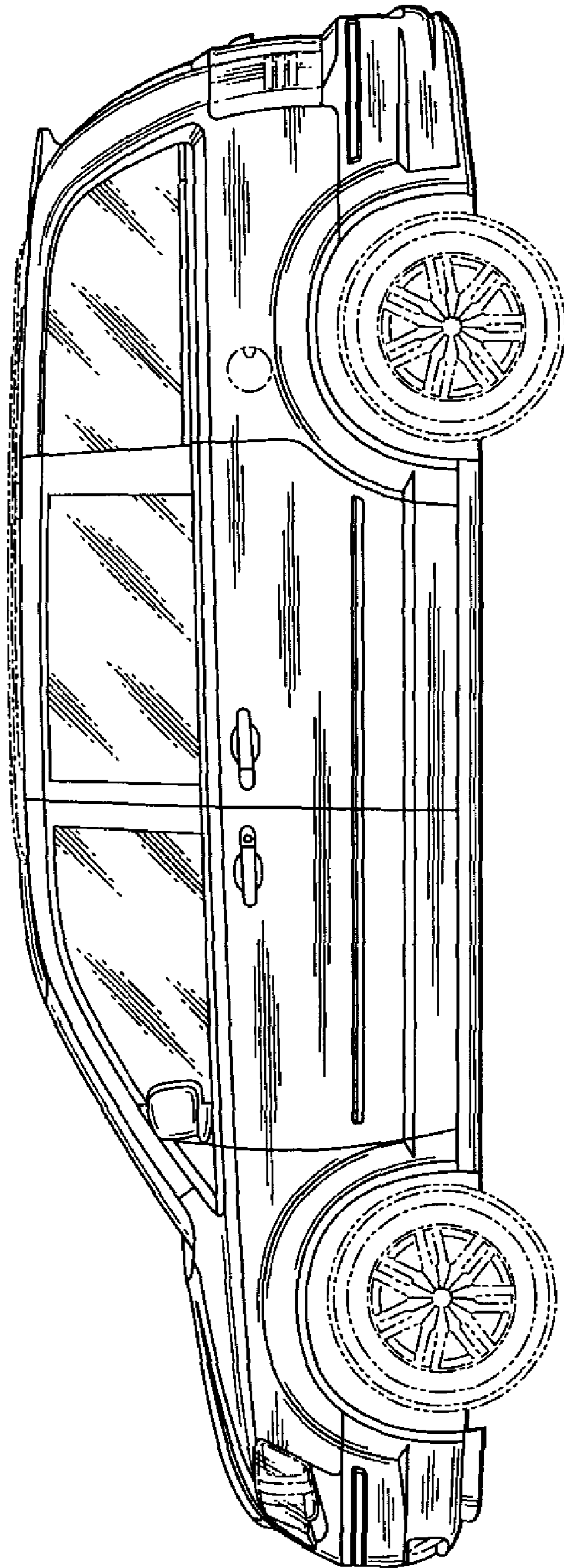


Fig. 2




Fig. 3




Fig. 4

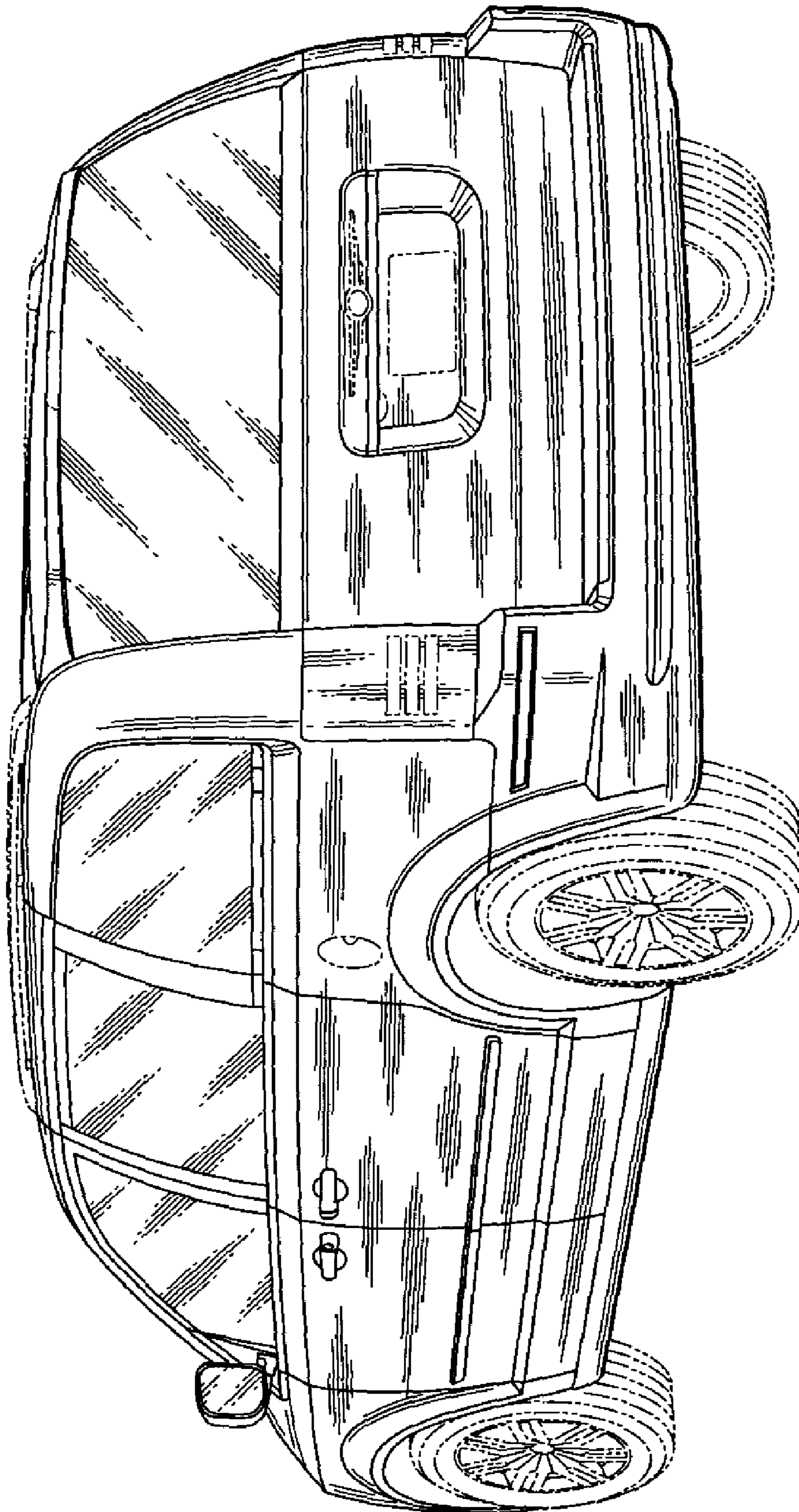


Fig. 5

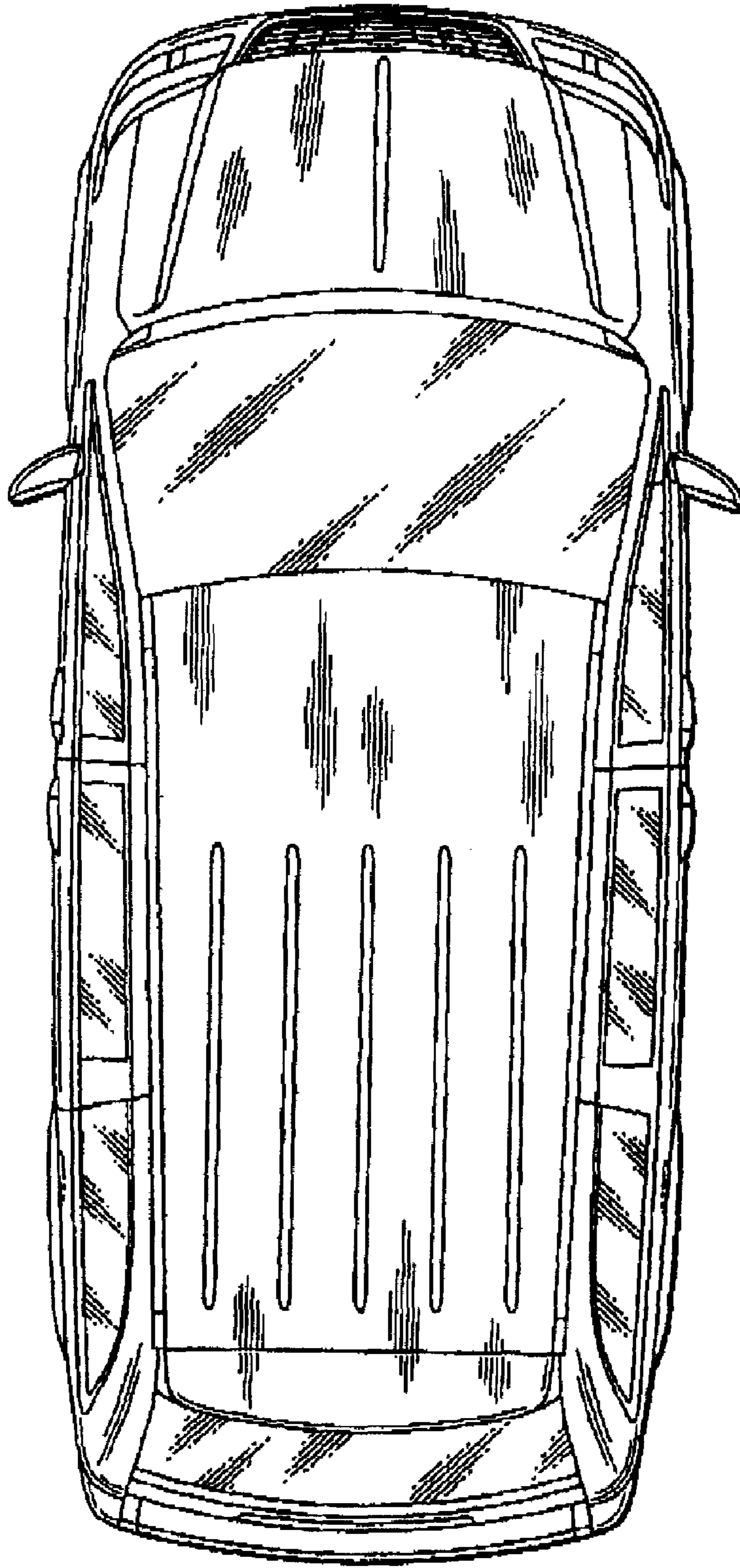


Fig. 6