

US00D564402S

(12) **United States Design Patent**
Chen

(10) **Patent No.:** **US D564,402 S**
(45) **Date of Patent:** **** Mar. 18, 2008**

(54) **DECORATIVE ITEM**

D503,200 S * 3/2005 Weiser D21/606
D527,681 S * 9/2006 Warner D11/162

(76) Inventor: **Tsung-Wei Chen**, No. 138, Lane 485,
Ta Pu Road, Nan Yao Li, Changhua
City (TW)

* cited by examiner

(**) Term: **14 Years**

Primary Examiner—Louis S. Zarfaz
Assistant Examiner—Michelle E Wilson
(74) *Attorney, Agent, or Firm*—Rabin & Berdo, P.C.

(21) Appl. No.: **29/284,831**

(57) **CLAIM**

(22) Filed: **Sep. 17, 2007**

The ornamental design for a decorative item, as shown and described.

(51) **LOC (8) Cl.** **11-02**

(52) **U.S. Cl.** **D11/162**

(58) **Field of Classification Search** D11/131,
D11/157, 158–164; D21/585, 589, 594,
D21/606, 657; D9/600, 601; D19/94–97;
446/268, 297, 298–300, 309, 330, 331, 336,
446/359, 365, 368, 373, 374–376, 378–384;
40/411, 414, 415, 416, 455–457, 463, 464,
40/466, 508, 509

See application file for complete search history.

DESCRIPTION

FIG. 1 is a perspective view of a decorative item showing my new design;

FIG. 2 is a front view thereof;

FIG. 3 is a rear view thereof;

FIG. 4 is a left side view thereof;

FIG. 5 is a right view thereof;

FIG. 6 is a top plan view thereof;

FIG. 7 is a bottom plan view thereof; and,


FIG. 8 is a perspective view thereof, with broken lines shown for illustrative purposes only, and forming no part of the claimed design.

(56) **References Cited**

U.S. PATENT DOCUMENTS

D155,070 S * 9/1949 Borrok D26/98
D240,509 S * 7/1976 Velicka et al. D9/448
D244,573 S * 6/1977 Thrush D7/539
D295,774 S * 5/1988 Zinter-Chahin D21/609
D497,653 S * 10/2004 Weiser D21/606

1 Claim, 8 Drawing Sheets






FIG. 1

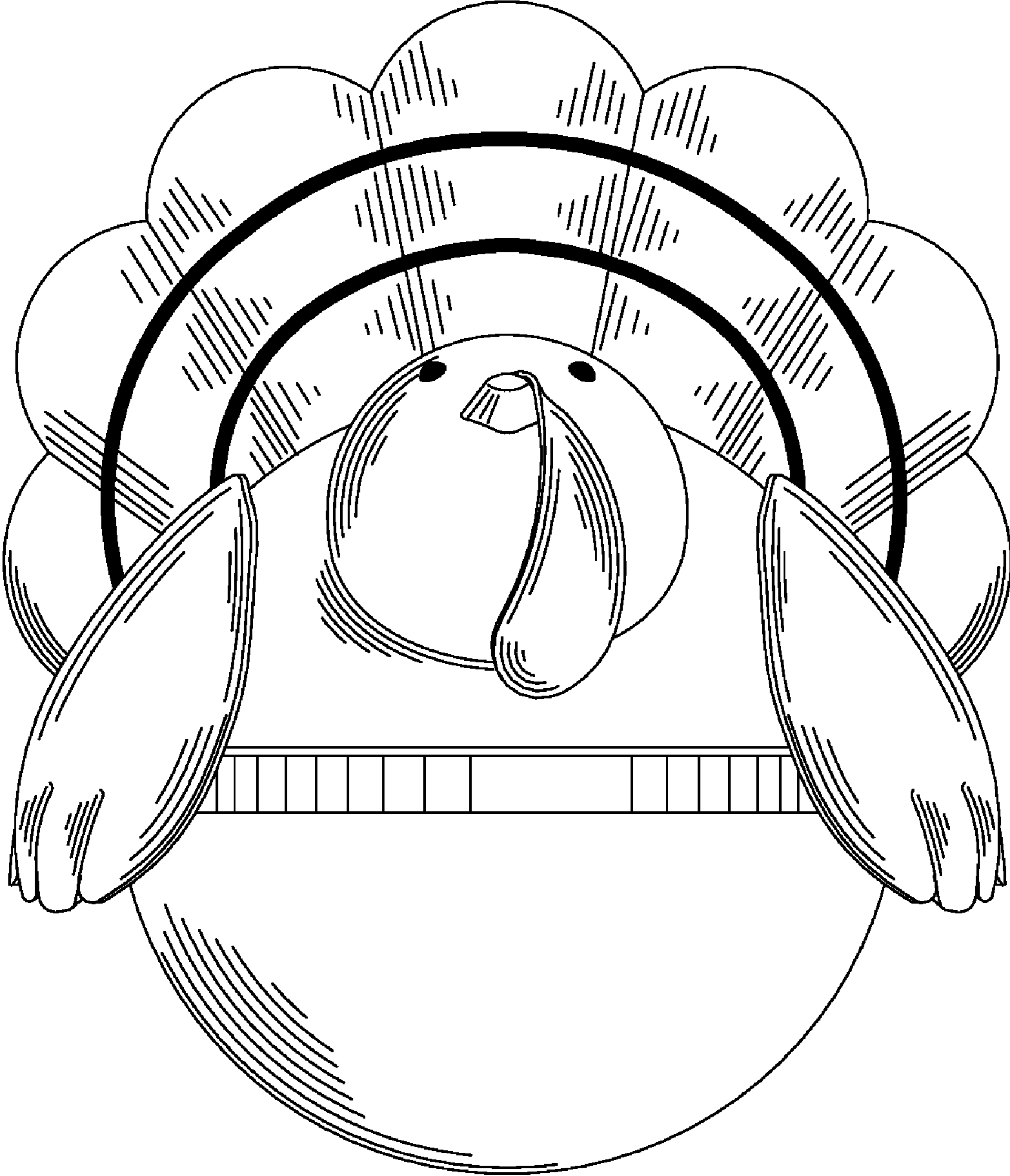


FIG. 2

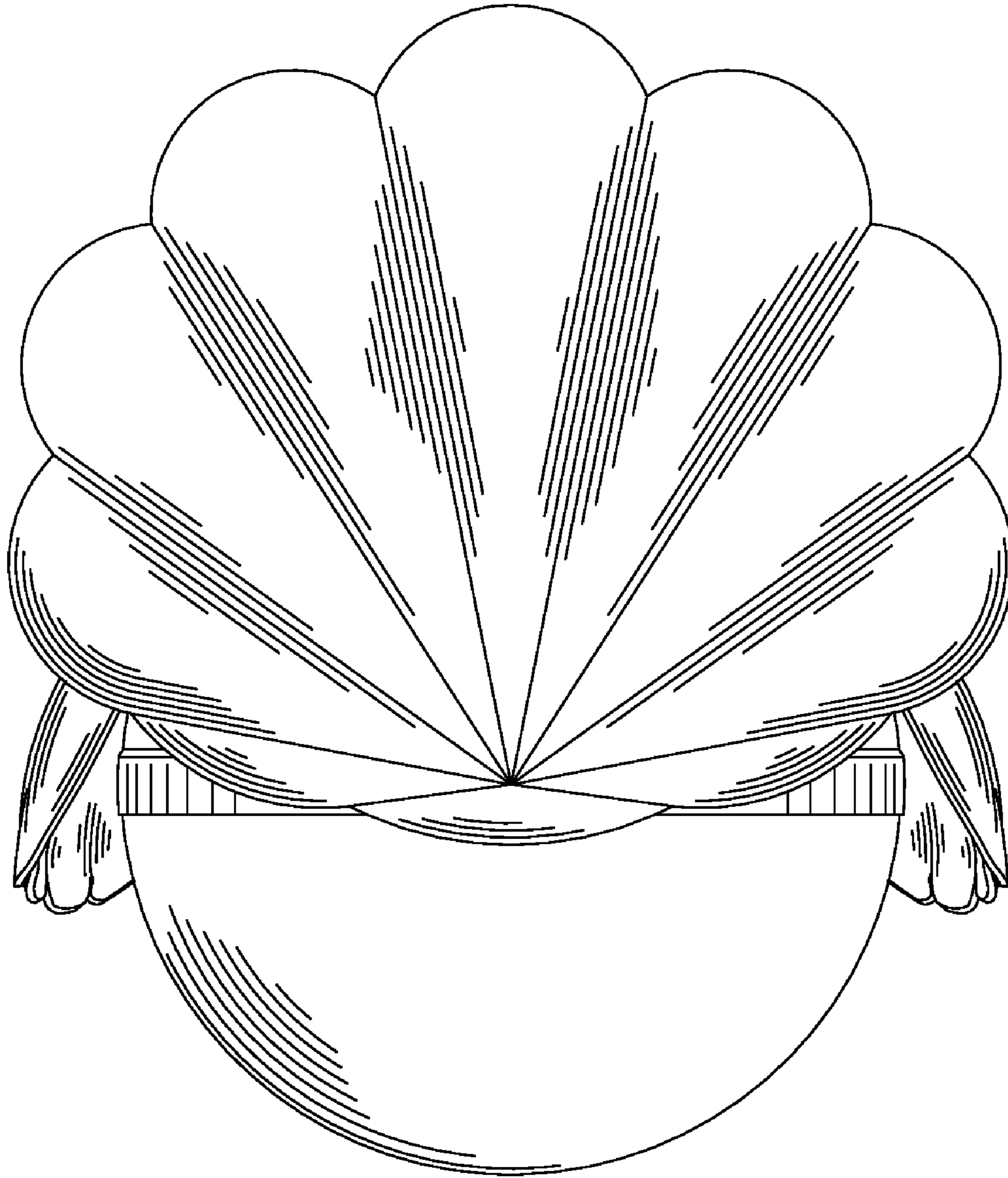


FIG. 3




FIG. 4




FIG. 5

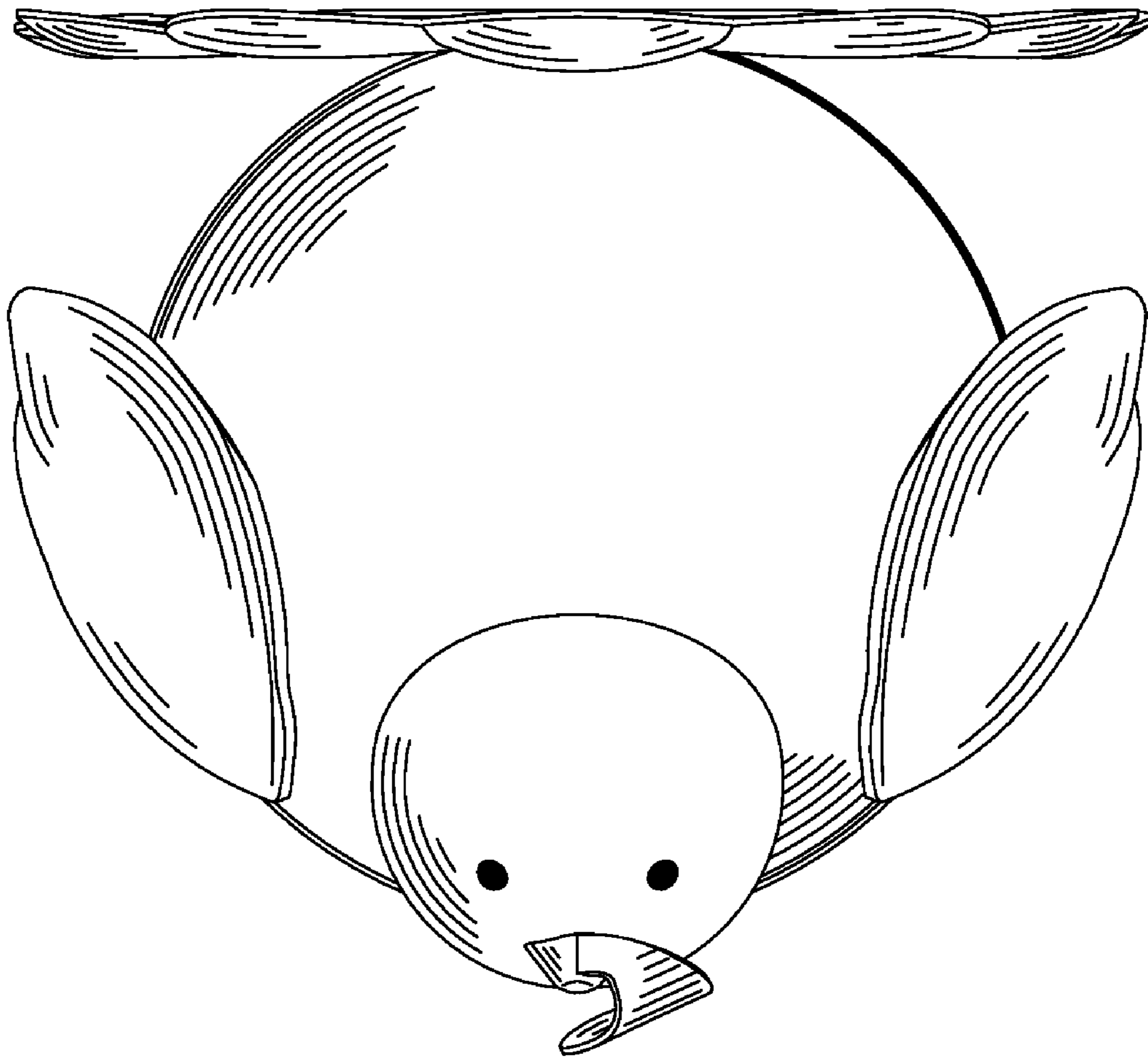


FIG. 6

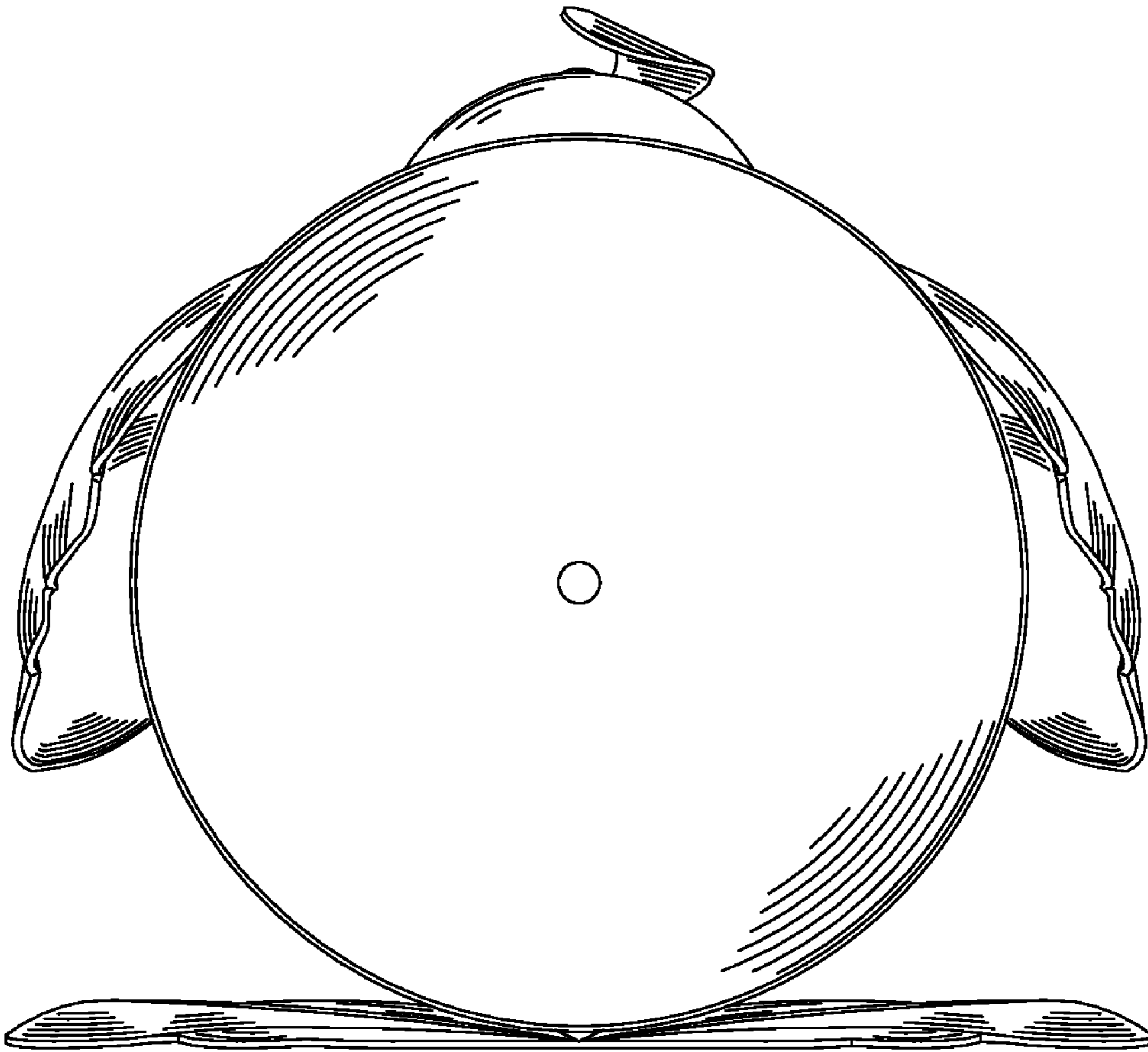


FIG. 7




FIG. 8