



US00D564396S

(12) **United States Design Patent**
Porter

(10) **Patent No.:** **US D564,396 S**

(45) **Date of Patent:** **** Mar. 18, 2008**

(54) **GOLF BALL AUTOGRAPH DISPLAY**

(76) Inventor: **Robert A. Porter**, 1648 River Birch Ave., Oviedo, FL (US) 32765

(**) Term: **14 Years**

(21) Appl. No.: **29/251,920**

(22) Filed: **Jan. 17, 2006**

(51) **LOC (8) Cl.** **11-02**

(52) **U.S. Cl.** **D11/157**

(58) **Field of Classification Search** D11/157,
D11/133; D21/708, 794, 709; D20/29; D9/668;
D99/30; D24/198; 473/378, 604
See application file for complete search history.

(56) **References Cited**

U.S. PATENT DOCUMENTS

1,583,721	A	5/1926	Kane	
2,840,842	A	7/1958	Kaheny	
2,944,823	A	7/1960	Gilbert	
D220,769	S	5/1971	Lahue	
D249,089	S	8/1978	Studley	
D283,980	S *	5/1986	Haswell	D9/668
D287,766	S *	1/1987	Simmons	D24/198
D288,258	S	2/1987	Oden	
5,009,427	A	4/1991	Stiefel et al.	
D350,710	S	9/1994	Keiffer	
5,380,047	A *	1/1995	Molee et al.	283/86
D376,630	S *	12/1996	Bradford et al.	D21/794
D378,388	S *	3/1997	Watson	D21/709
D392,328	S *	3/1998	Johansson	D20/29
D392,467	S	3/1998	Oldham	
D404,195	S	1/1999	Beals	
5,967,917	A *	10/1999	Feeney et al.	473/604
6,176,614	B1	1/2001	Taylor	
6,244,971	B1	6/2001	Mihran	

D450,798	S *	11/2001	Russo, Sr.	D21/709
6,315,681	B1	11/2001	Sullivan	
D458,639	S	6/2002	Anderson	
6,422,949	B1	7/2002	Byrne et al.	
D471,608	S *	3/2003	Hettinger et al.	D21/708
D471,609	S *	3/2003	Byrne et al.	D21/708
D478,366	S	8/2003	Lombardi	
D489,289	S	5/2004	Porter	
D501,900	S *	2/2005	Gammon, Jr.	D21/708
D503,955	S *	4/2005	Raymond	D21/708
6,986,719	B2 *	1/2006	Kennedy, III	473/378
D526,239	S *	8/2006	Porter	D11/133
D529,680	S *	10/2006	Broikos	D99/30
D553,996	S *	10/2007	Healy et al.	D9/668
2001/0036870	A1 *	11/2001	Pettigrew et al.	473/351
2003/0199339	A1 *	10/2003	Cohen	473/378

* cited by examiner

Primary Examiner—Cathron C. Brooks

Assistant Examiner—George D Kirschbaum

(74) *Attorney, Agent, or Firm*—Stephen R. Greiner

(57) **CLAIM**

The ornamental design for a golf ball autograph display, as shown and described.

DESCRIPTION

FIG. 1 is a front elevational view of a golf ball autograph display showing my new design;

FIG. 2 is a left side elevational view thereof;

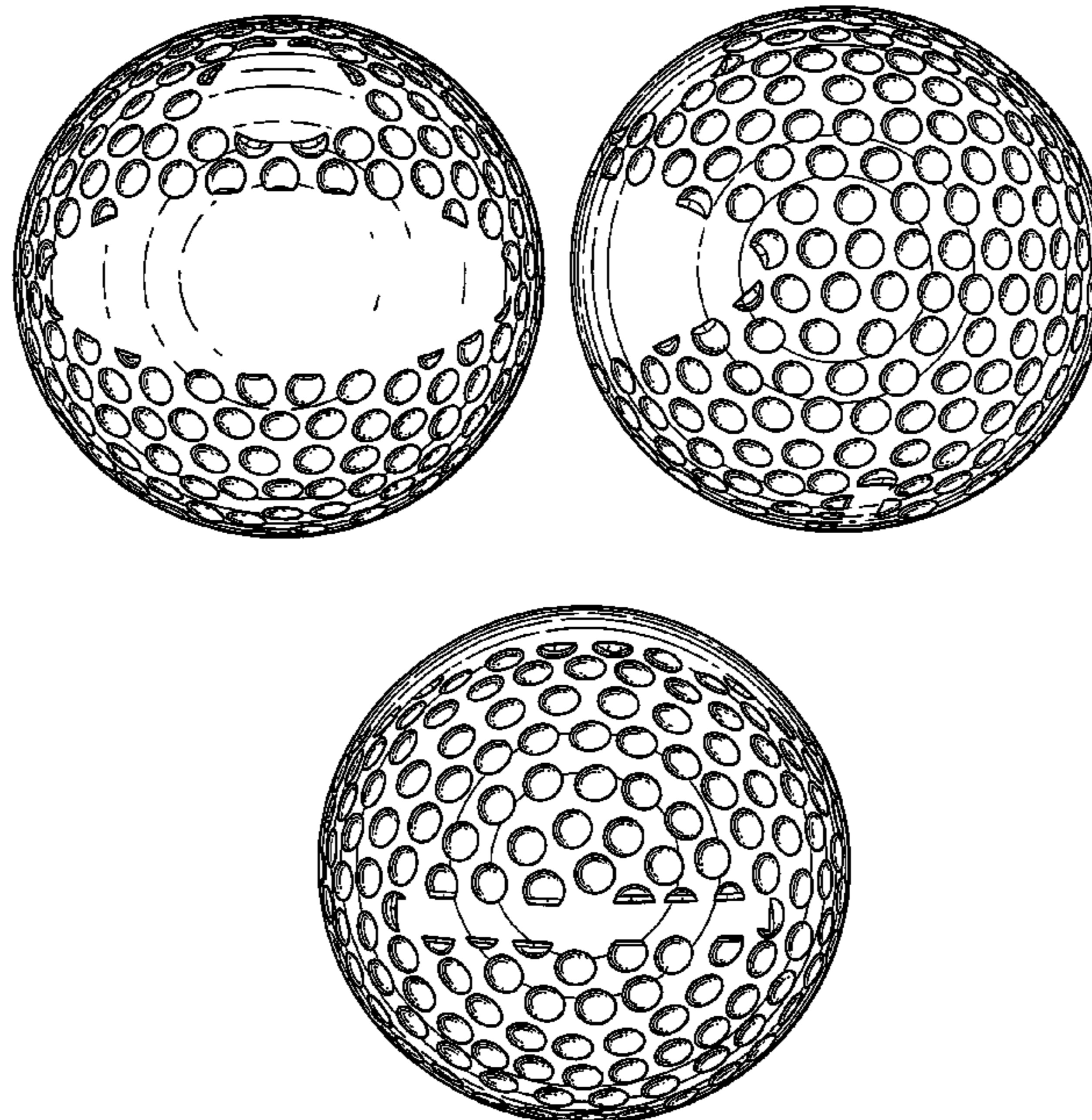
FIG. 3 is a right side elevational view thereof;

FIG. 4 is a rear elevational view thereof;

FIG. 5 is a top view thereof; and,

FIG. 6 is a bottom view thereof.

1 Claim, 2 Drawing Sheets



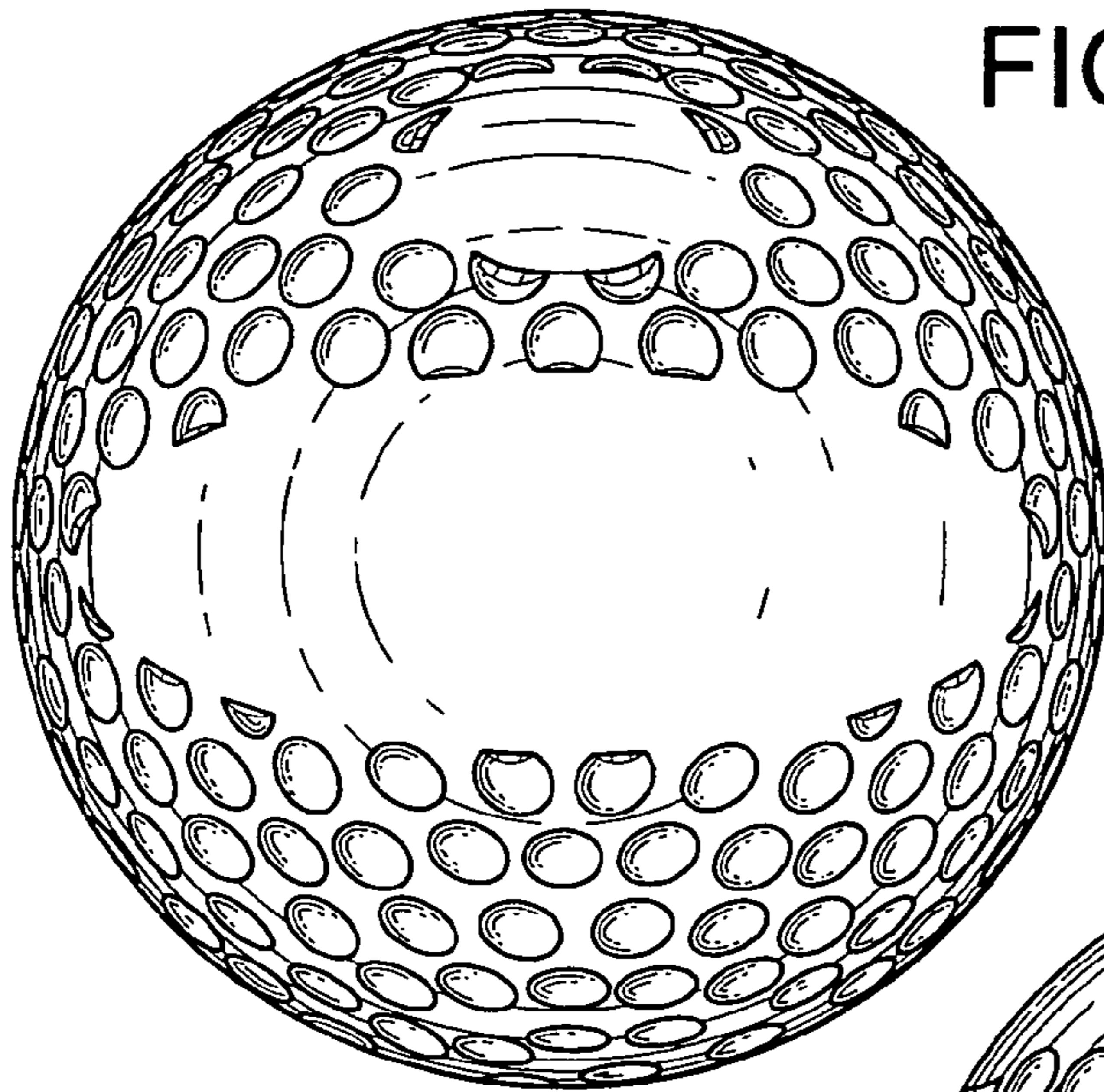


FIG. 1

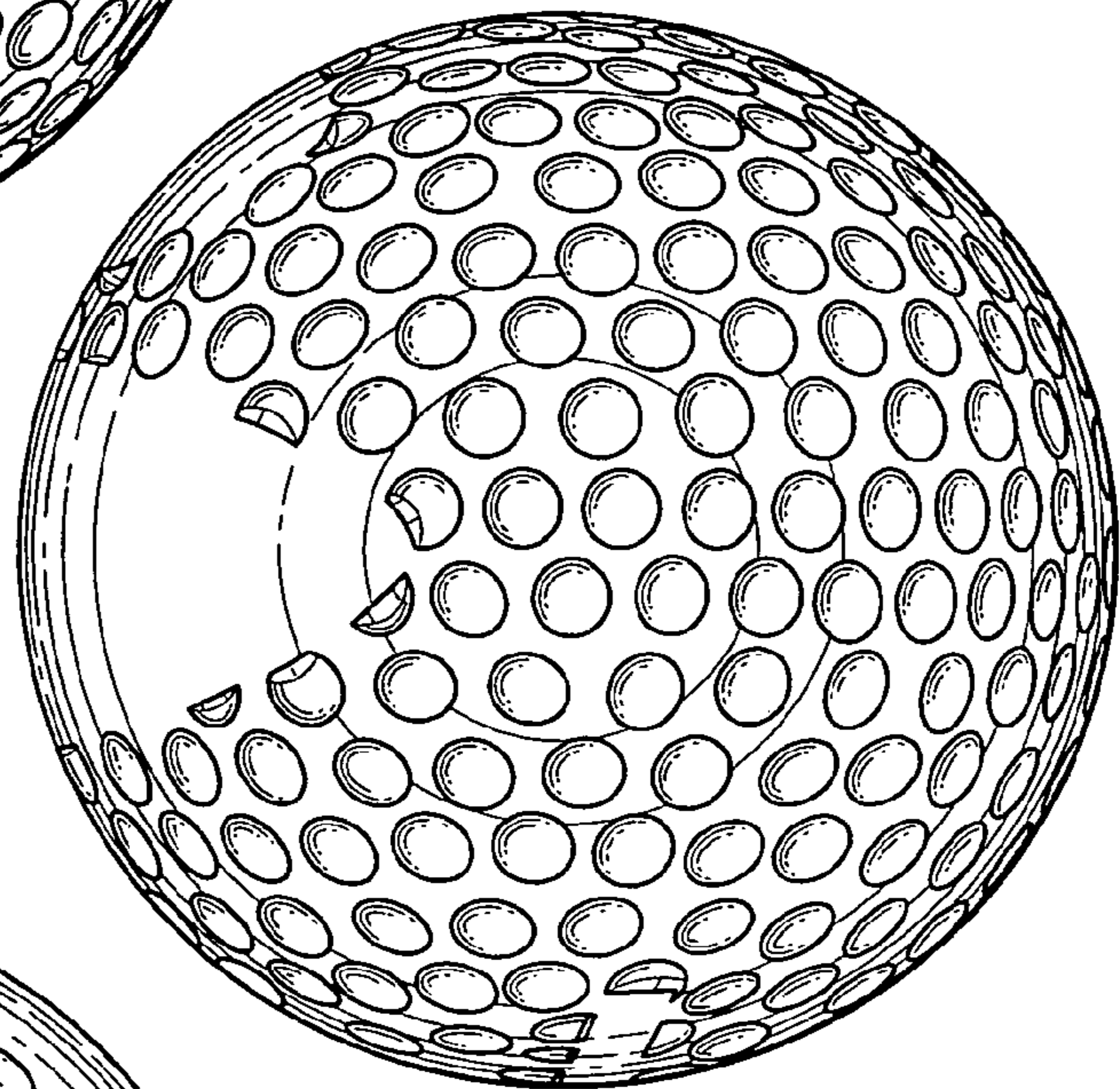


FIG. 2

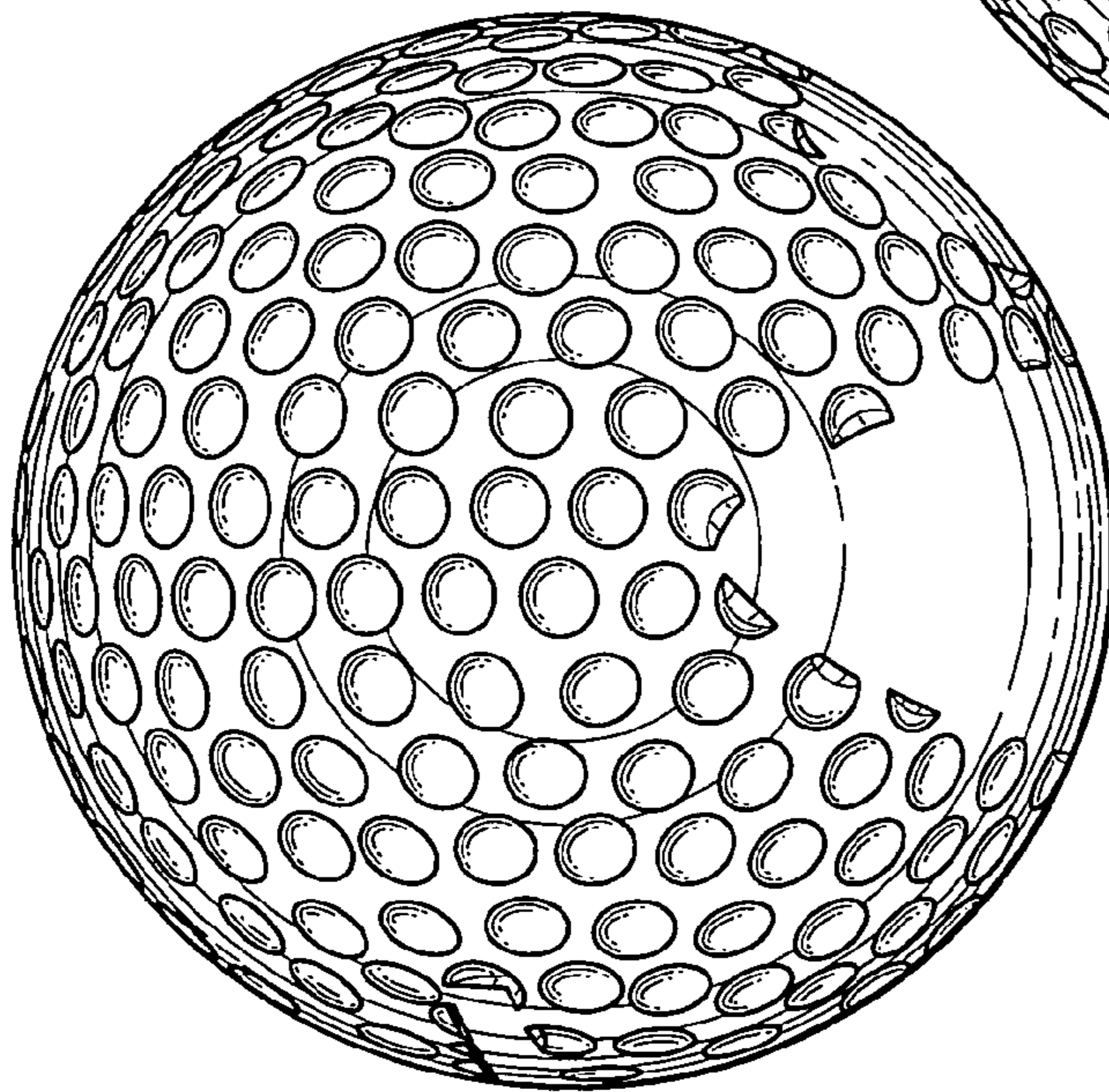


FIG. 3

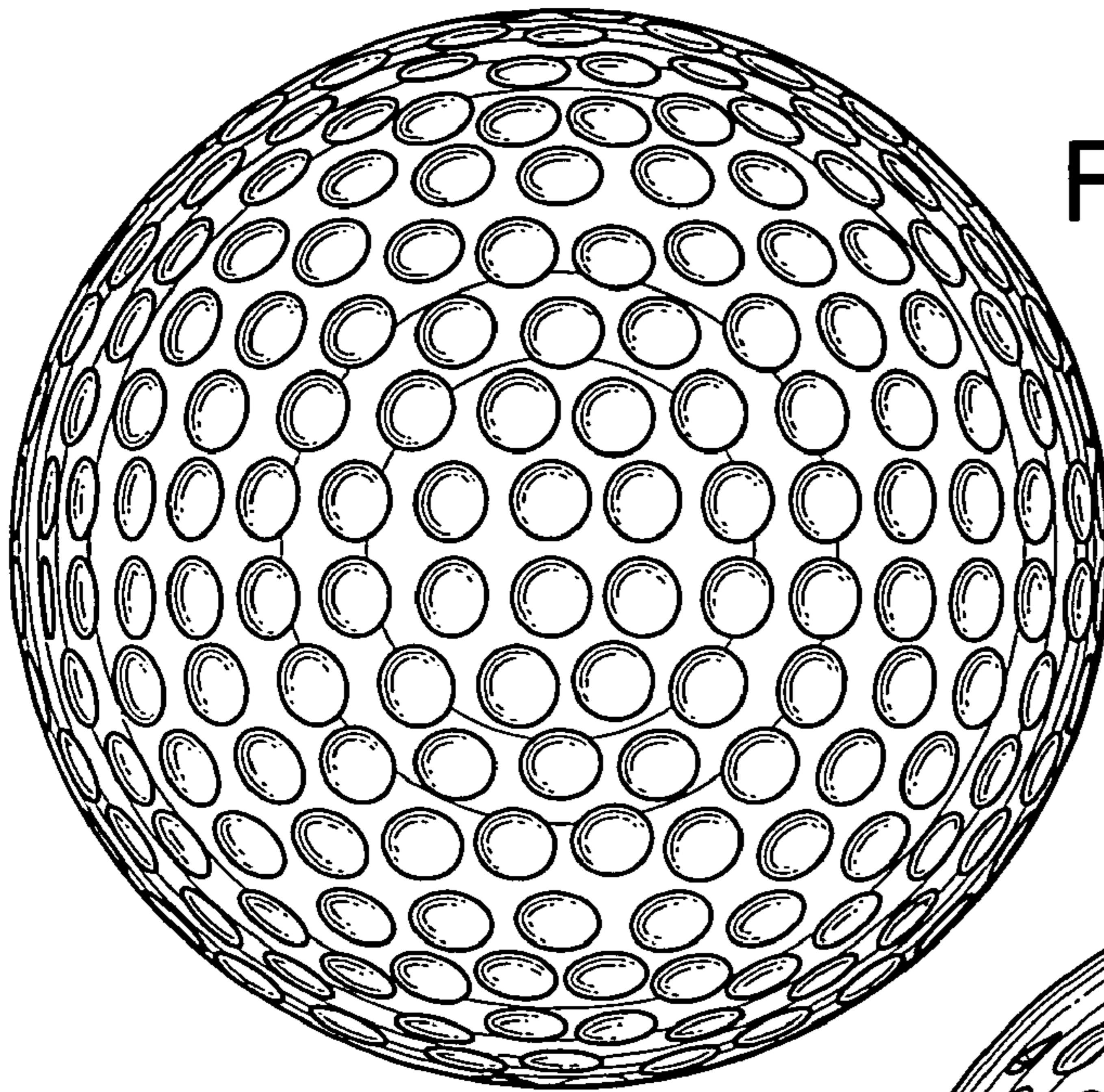


FIG. 4

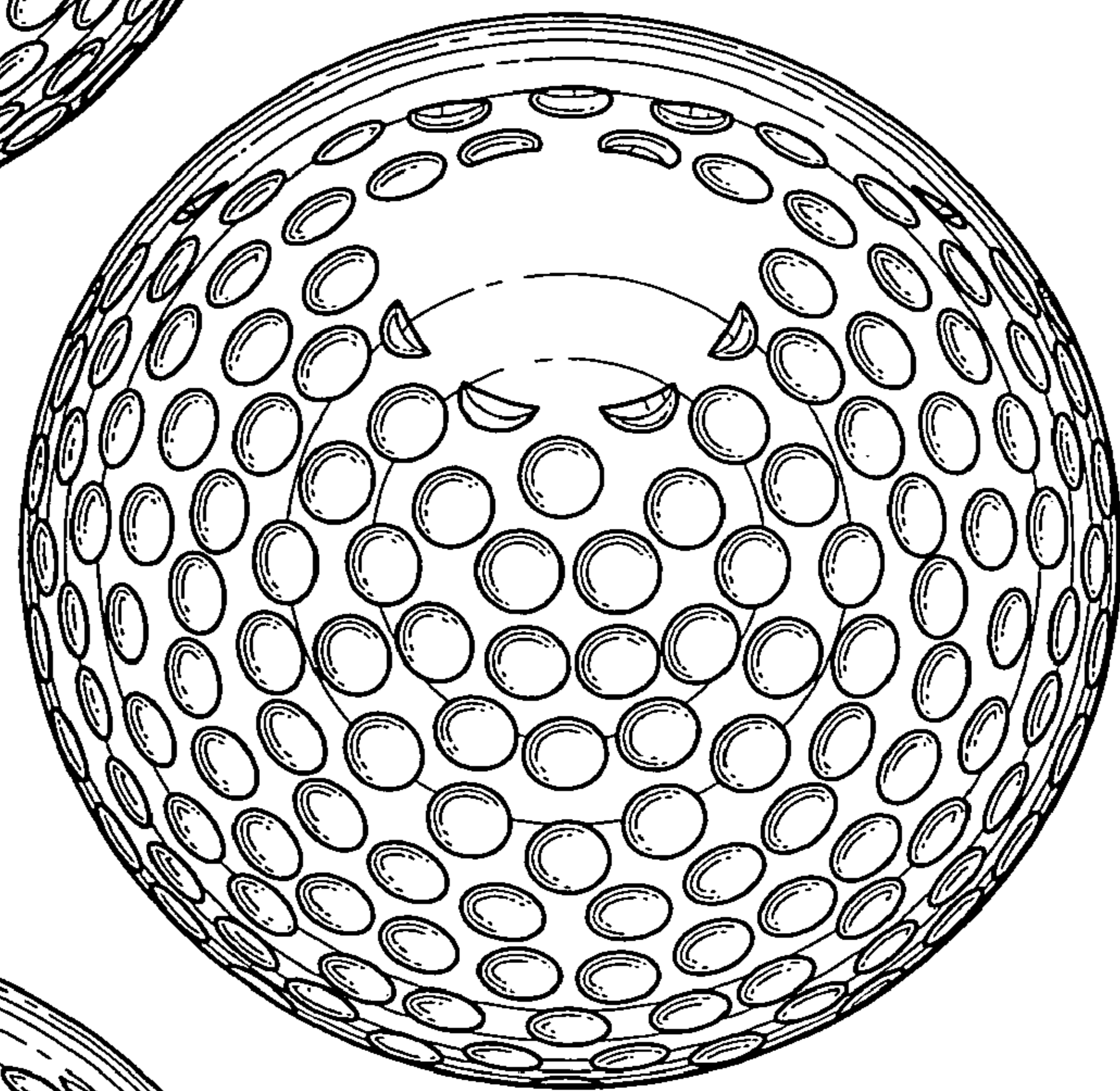


FIG. 5

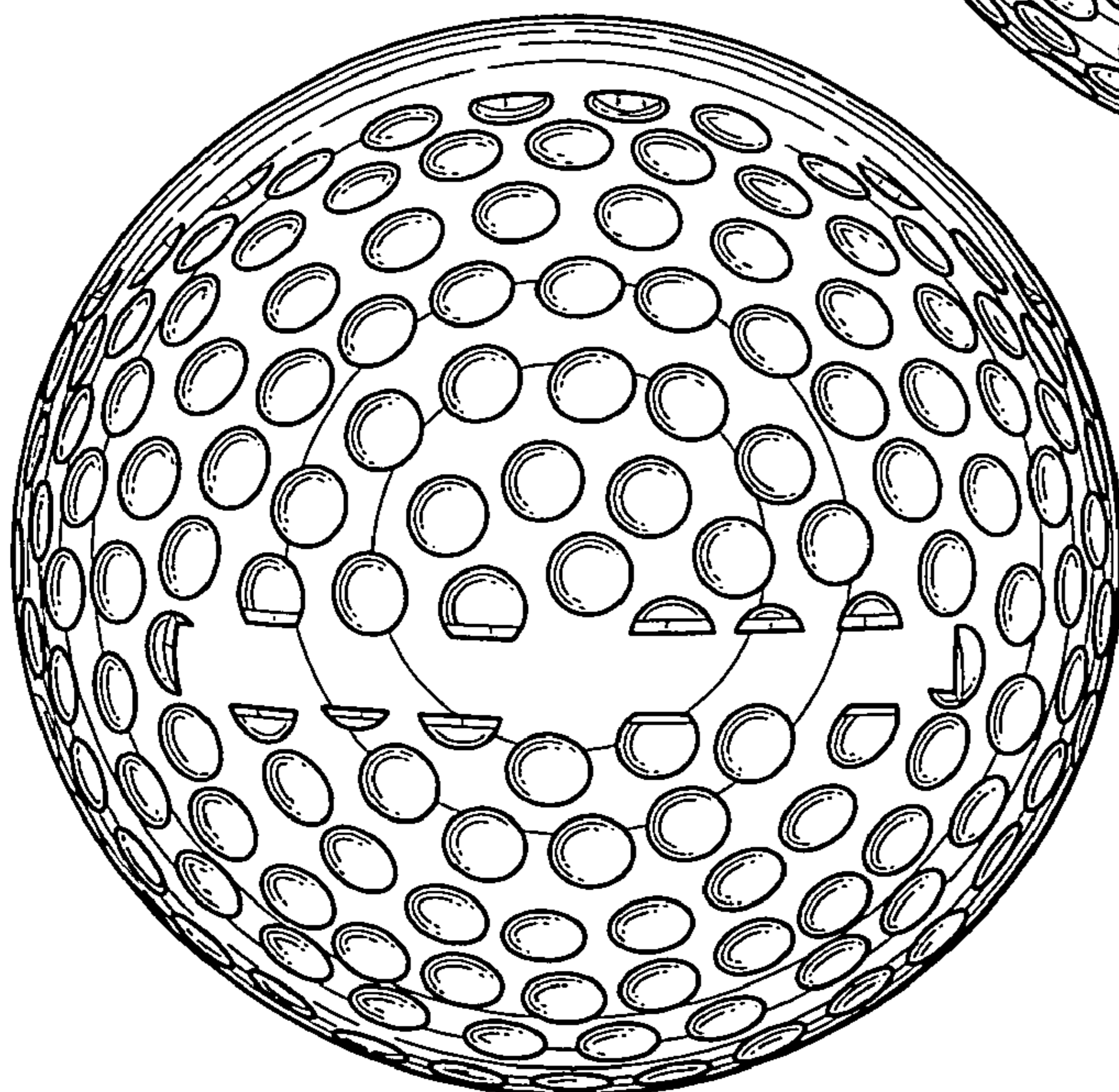


FIG. 6