



US00D564368S

(12) **United States Design Patent**  
**Molyneux**

(10) **Patent No.:** **US D564,368 S**  
(45) **Date of Patent:** **\*\* Mar. 18, 2008**

(54) **PORTION OF A WATCH**  
(75) Inventor: **James Molyneux**, Portland, OR (US)  
(73) Assignee: **Nike, Inc.**, Beaverton, OR (US)  
(\*\*) Term: **14 Years**

D382,214 S 8/1997 Liao  
D387,296 S 12/1997 Yuen  
D392,572 S 3/1998 Larsen et al.  
D404,315 S 1/1999 Azegami  
D404,316 S 1/1999 Azegami et al.  
D404,653 S 1/1999 Azegami et al.  
D407,326 S 3/1999 Sakai  
D410,854 S 6/1999 Cheung et al.

(21) Appl. No.: **29/298,257**

(Continued)

(22) Filed: **Nov. 30, 2007**

FOREIGN PATENT DOCUMENTS

(51) **LOC (8) Cl.** ..... **10-02**  
(52) **U.S. Cl.** ..... **D10/31; D10/38**  
(58) **Field of Classification Search** ..... D10/30-39,  
D10/122-132; 368/276-278, 281, 282, 285,  
368/10, 239-242, 82-84, 28-30; D14/435,  
D14/436

JP 2003140771 A \* 5/2003

(Continued)

*Primary Examiner*—Lucy Lieberman  
(74) *Attorney, Agent, or Firm*—Banner & Witcoff, Ltd.

See application file for complete search history.

(57) **CLAIM**

(56) **References Cited**

The ornamental design for a portion of a watch, as shown and described.

U.S. PATENT DOCUMENTS


**DESCRIPTION**

2,590,572 A \* 3/1952 Rasmussen ..... 224/170  
D237,260 S \* 10/1975 Innes ..... D10/30  
4,006,587 A \* 2/1977 Huguenin ..... 368/281  
D284,642 S \* 7/1986 Kabaya ..... D10/38  
D296,993 S \* 8/1988 Givings ..... D10/32  
D310,490 S \* 9/1990 Fong ..... D10/32  
5,301,154 A 4/1994 Suga  
5,355,352 A 10/1994 Kobayashi et al.  
D355,614 S 2/1995 Sato  
D355,858 S 2/1995 Sugita  
D359,003 S 6/1995 Davis et al.  
D361,280 S 8/1995 Hanagata  
D362,809 S 10/1995 Sigmund  
5,471,438 A 11/1995 Kobayashi et al.  
D365,550 S 12/1995 Houlihan  
5,481,506 A 1/1996 Kita  
D372,707 S \* 8/1996 Grewe et al. .... D14/435  
5,600,611 A 2/1997 Kamens

FIG. 1 is a front top perspective view of a portion of a watch showing my new design;  
FIG. 2 is a bottom rear perspective view thereof;  
FIG. 3 is a left view thereof;  
FIG. 4 is a right view thereof;  
FIG. 5 is a front view thereof,  
FIG. 6 is a rear view thereof;  
FIG. 7 is a top view thereof; and,  
FIG. 8 is a bottom view thereof.

The broken line showing in the drawings is for illustrative purposes only and forms no part of the claimed design.

**1 Claim, 4 Drawing Sheets**



# US D564,368 S

Page 2

## U.S. PATENT DOCUMENTS

D419,078 S 1/2000 Bonnett  
D421,227 S 2/2000 Hiramatsu  
D421,396 S 3/2000 Nakai  
D427,918 S \* 7/2000 Nakai et al. .... D10/31  
D429,468 S \* 8/2000 Nakai et al. .... D10/31  
D434,675 S 12/2000 Ando et al.  
D435,458 S 12/2000 Lewis et al.  
D435,460 S 12/2000 Cebe et al.  
D444,395 S 7/2001 Upton  
D445,040 S 7/2001 Bodino  
D447,703 S 9/2001 Bodino  
D448,680 S \* 10/2001 Kubo ..... D10/30  
D449,006 S 10/2001 Blauner et al.  
D451,821 S 12/2001 Matsuda  
D452,007 S \* 12/2001 Rantala ..... D24/167  
D452,170 S \* 12/2001 Tomimatsu ..... D10/30  
D453,485 S 2/2002 Kubo  
D453,904 S 2/2002 Terashima  
D455,665 S 4/2002 Schoenfish et al.  
D455,968 S 4/2002 Lassigne  
D463,750 S 10/2002 Tomimatsu  
6,525,999 B1 2/2003 Shevins  
D471,471 S \* 3/2003 Fu et al. .... D10/32  
D473,798 S 4/2003 Fu et al.  
D474,697 S 5/2003 Fu et al.  
D482,010 S 11/2003 Nuovo et al.  
D488,072 S 4/2004 Gensini

D488,391 S 4/2004 Kume  
D500,301 S 12/2004 Deguchi  
D500,302 S 12/2004 Deguchi  
D500,485 S 1/2005 Deguchi  
D502,112 S 2/2005 Hsu  
D507,550 S 7/2005 Kim et al.  
D508,031 S 8/2005 Kim et al.  
D511,519 S \* 11/2005 Bone et al. .... D14/432  
D511,704 S 11/2005 Zwingmann  
D513,005 S \* 12/2005 Kobayakawa ..... D14/435  
D525,147 S 7/2006 Sogoyan  
D532,316 S 11/2006 Barbeau et al.  
D533,791 S 12/2006 Arabo  
D543,192 S 5/2007 Jung  
D544,479 S 6/2007 Chen  
D545,220 S \* 6/2007 Leung ..... D10/31  
D546,325 S \* 7/2007 Chen ..... D14/356  
D546,328 S \* 7/2007 Kobayakawa ..... D14/358  
D547,758 S 7/2007 Ho  
D549,708 S \* 8/2007 Phillips et al. .... D14/435  
D552,572 S 10/2007 Kim  
D554,119 S \* 10/2007 Otsuka et al. .... D14/356  
2004/0233786 A1 11/2004 Ting  
2007/0064542 A1 \* 3/2007 Fukushima ..... 368/282

## FOREIGN PATENT DOCUMENTS

JP 2006284365 A \* 10/2006

\* cited by examiner




FIG. 1

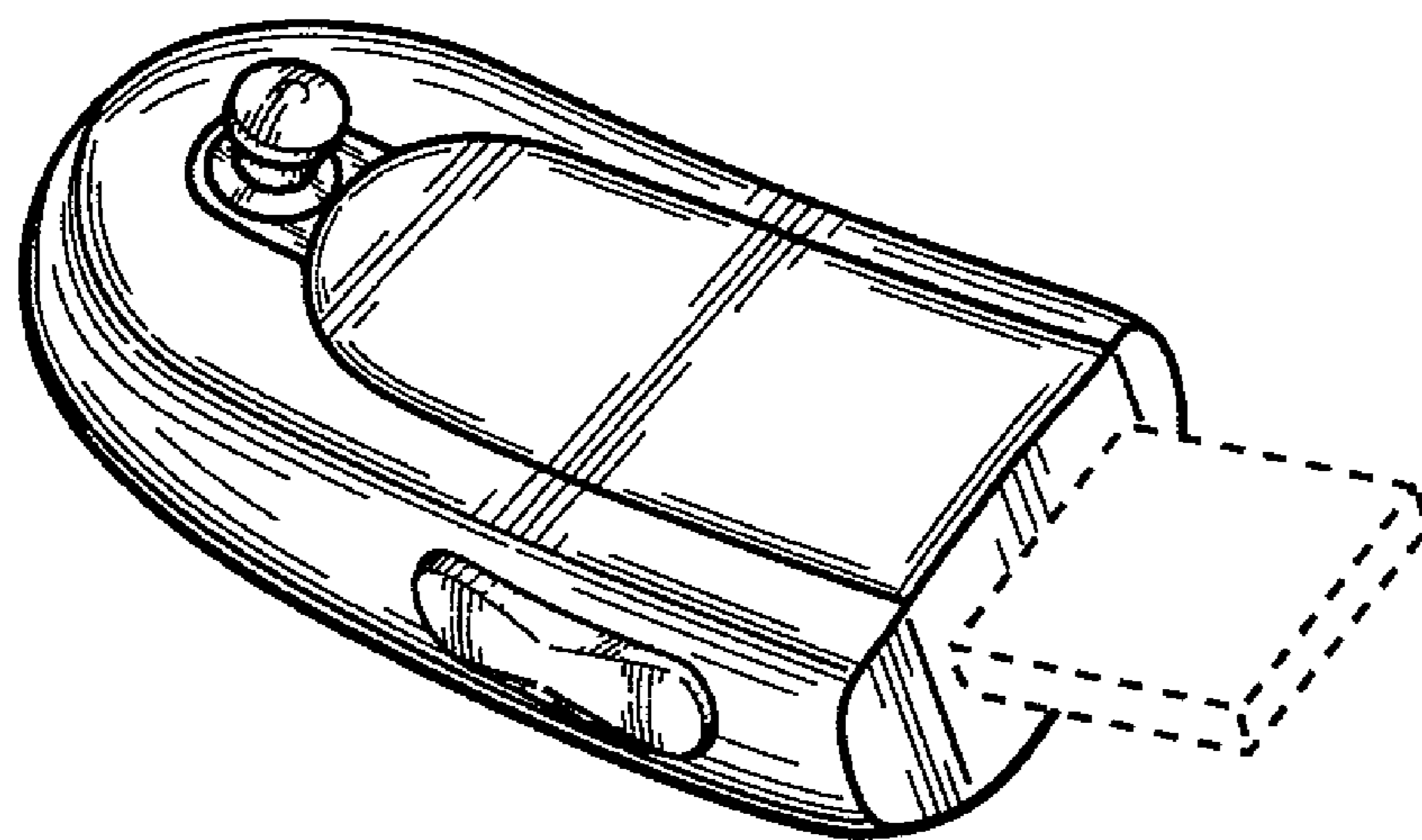


FIG. 2

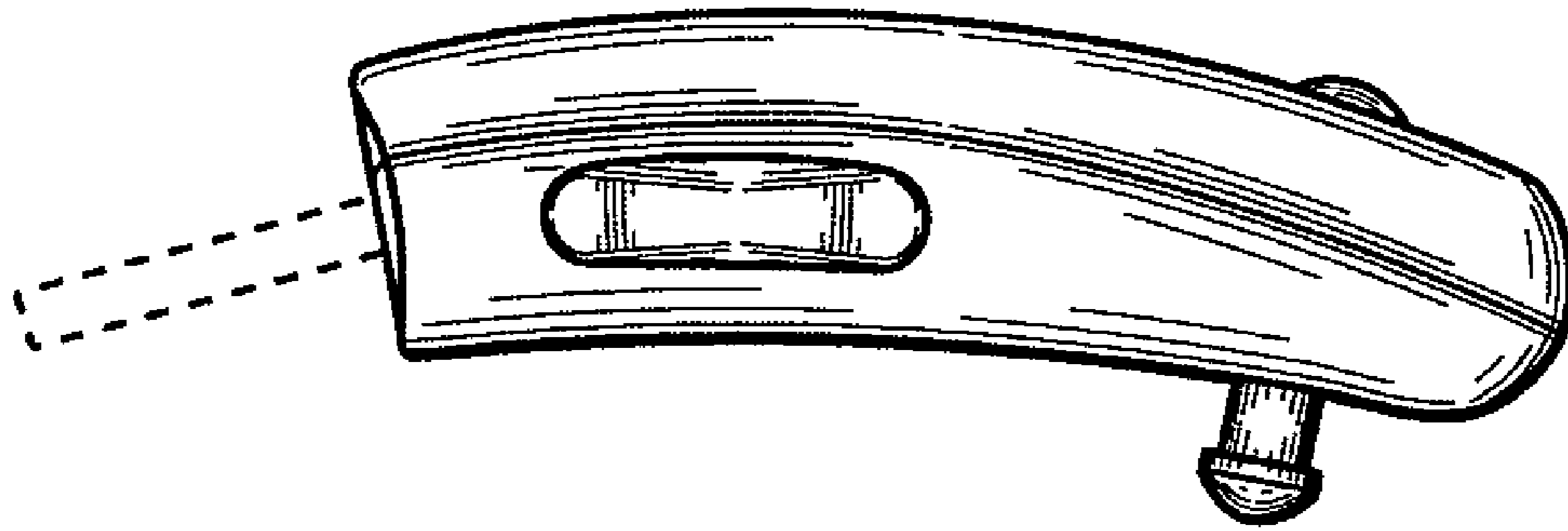


FIG. 3




FIG. 4

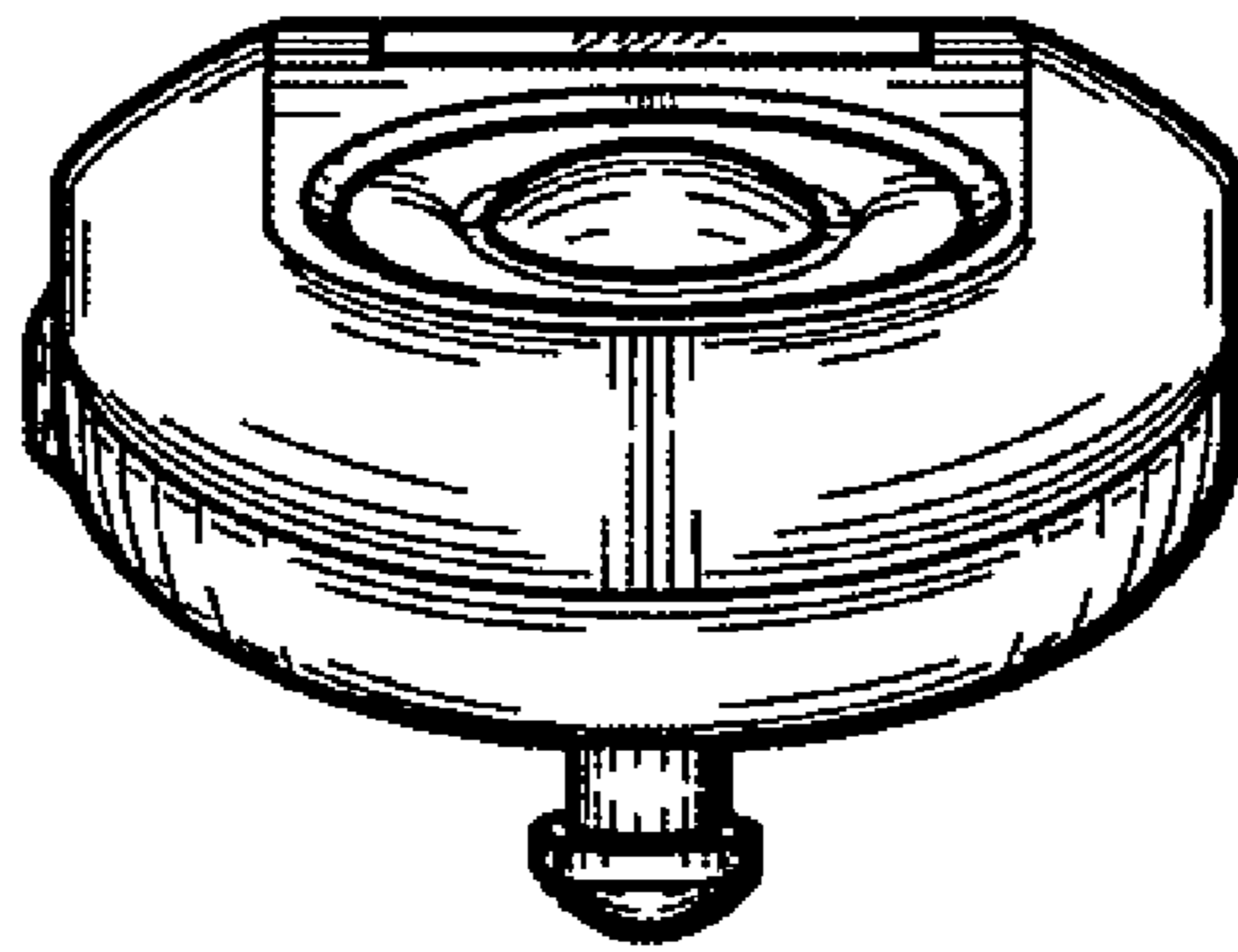


FIG. 5

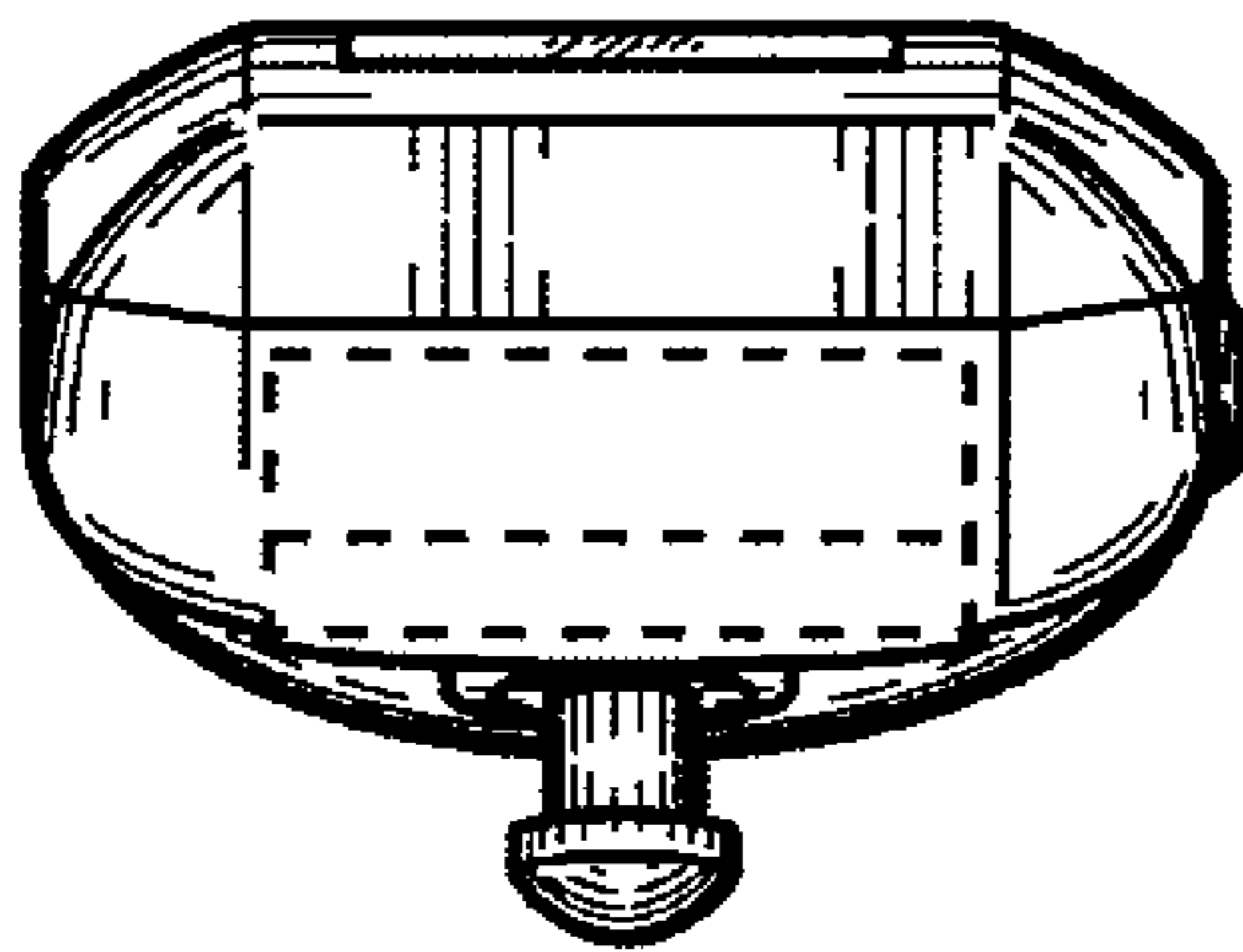


FIG. 6

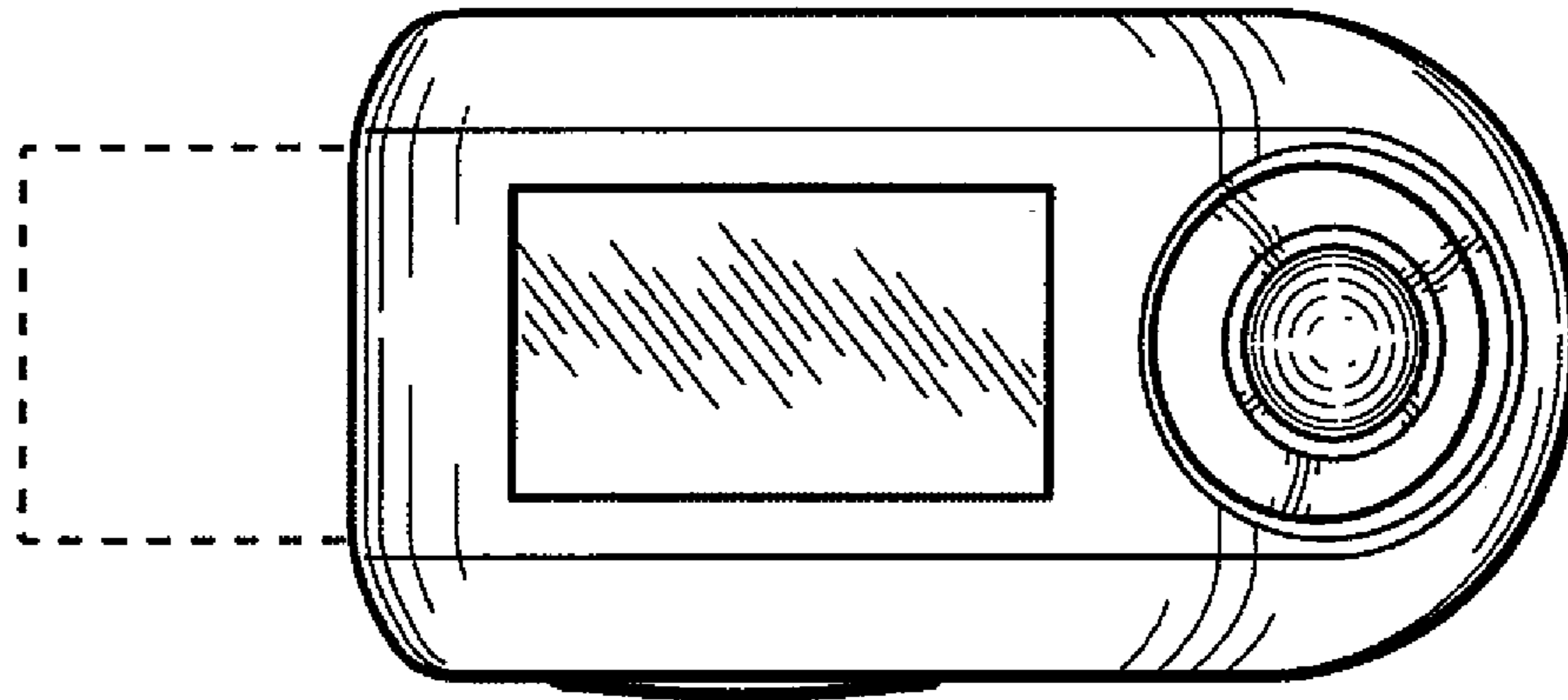


FIG. 7

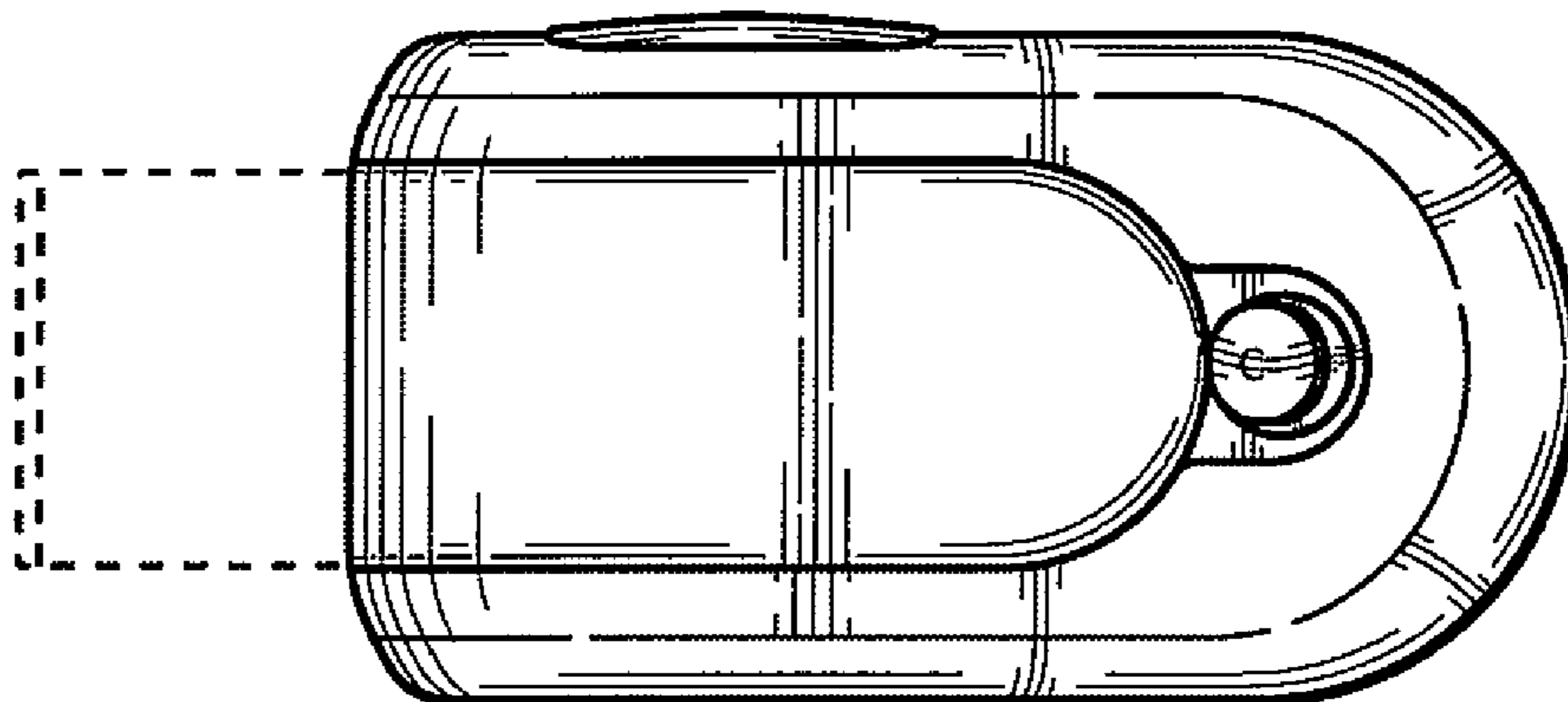


FIG. 8