



US00D564367S

(12) **United States Design Patent**  
**Molyneux**

(10) **Patent No.:** **US D564,367 S**  
(45) **Date of Patent:** **\*\* Mar. 18, 2008**

(54) **WATCH**

D452,007 S \* 12/2001 Rantala ..... D24/167

(75) Inventor: **James Molyneux**, Portland, OR (US)

(Continued)

(73) Assignee: **NIKE, Inc.**, Beaverton, OR (US)

FOREIGN PATENT DOCUMENTS

(\*\*) Term: **14 Years**

JP 2003140771 A \* 5/2003  
JP 2006284365 A \* 10/2006

(21) Appl. No.: **29/298,255**

(22) Filed: **Nov. 30, 2007**

*Primary Examiner*—Lucy Lieberman  
(74) *Attorney, Agent, or Firm*—Banner & Witcoff, Ltd.

(51) **LOC (8) Cl.** ..... **10-02**

(52) **U.S. Cl.** ..... **D10/31; D10/32**

(58) **Field of Classification Search** ..... D10/30–39,  
D10/122–132; 368/276–278, 281, 282, 285,  
368/10, 239–242, 82–84, 28–30; D11/3,  
D11/5; 63/3, 3.1; 224/164, 165, 176; D14/435,  
D14/436

See application file for complete search history.

(57) **CLAIM**

The ornamental design for a watch, as shown and described.

**DESCRIPTION**

FIG. 1 is a front top perspective view of a watch showing a first embodiment of my new design;

FIG. 2 is a bottom rear perspective view thereof;

FIG. 3 is a left view thereof;

FIG. 4 is a right view thereof;

FIG. 5 is a front view thereof;

FIG. 6 is a rear view thereof;

FIG. 7 is a top view thereof;

FIG. 8 is a bottom view thereof;

FIG. 9 is a front top perspective view of a watch showing a second embodiment of my new design;

FIG. 10 is a bottom rear perspective view thereof;

FIG. 11 is a left view thereof;

FIG. 12 is a right view thereof;

FIG. 13 is a front view thereof;

FIG. 14 is a rear view thereof;

FIG. 15 is a top view thereof; and,

FIG. 16 is a bottom view thereof.

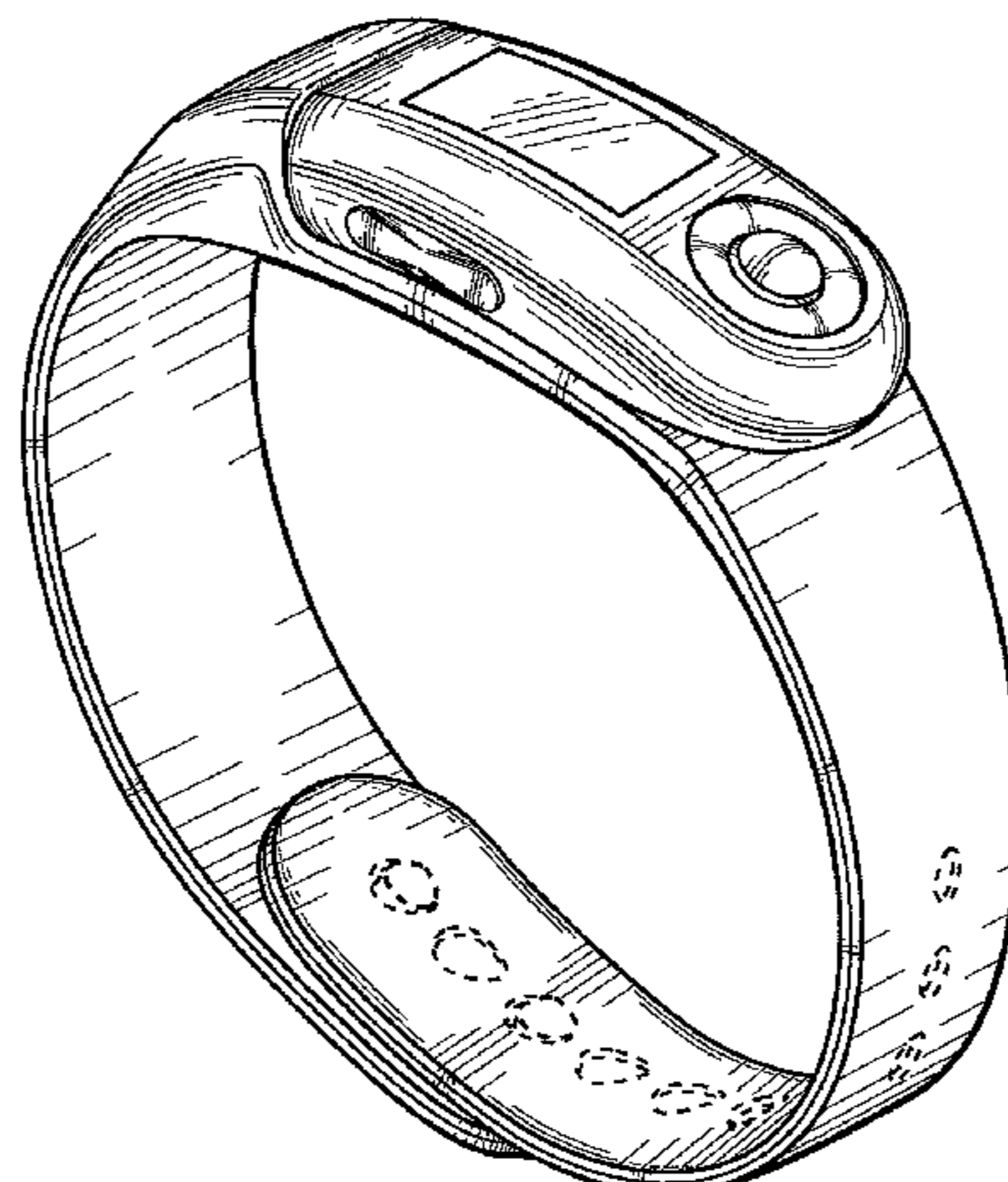
The broken line showing in the drawings is for illustrative purposes only and forms no part of the claimed design.

(56) **References Cited**

U.S. PATENT DOCUMENTS

1,970,041	A *	8/1934	Johnson	.....	63/9
2,028,791	A *	1/1936	Lynds	.....	224/174
2,186,089	A *	1/1940	Baker	.....	224/168
2,590,572	A *	3/1952	Rasmussen	.....	224/170
D237,260	S *	10/1975	Innes	.....	D10/30
3,983,483	A *	9/1976	Pando	.....	455/90.2
D242,774	S *	12/1976	Huguenin	.....	D10/38
4,006,587	A *	2/1977	Huguenin	.....	368/281
D250,881	S *	1/1979	Liautaud	.....	D10/32
D279,671	S *	7/1985	Stanton	.....	D14/192
D284,642	S *	7/1986	Kabaya	.....	D10/38
D296,993	S *	8/1988	Givings	.....	D10/32
D297,312	S *	8/1988	Ishizaka	.....	D10/32
D310,490	S *	9/1990	Fong	.....	D10/32
D347,589	S *	6/1994	LaBate	.....	D10/74
D372,707	S *	8/1996	Grewe et al.	.....	D14/435
D404,316	S *	1/1999	Azegami et al.	.....	D10/30
D407,326	S *	3/1999	Sakai	.....	D10/30
D429,468	S *	8/2000	Nakai et al.	.....	D10/31
D435,458	S *	12/2000	Lewis et al.	.....	D10/30
D435,460	S *	12/2000	Cebe et al.	.....	D10/31
D437,682	S	2/2001	Steele		
D447,702	S	9/2001	Bodino		

**1 Claim, 8 Drawing Sheets**



# US D564,367 S

Page 2

## U.S. PATENT DOCUMENTS

D452,170 S *	12/2001	Tomimatsu .....	D10/30	D543,192 S *	5/2007	Jung .....	D14/138
D456,283 S	4/2002	Baumann		D545,220 S	6/2007	Leung	
D457,814 S	5/2002	Bodino		7,234,010 B2	6/2007	Gilmour	
D471,471 S	3/2003	Fu et al.		D546,325 S *	7/2007	Chen .....	D14/356
6,536,941 B1	3/2003	Fang		D548,128 S *	8/2007	Andren et al. ....	D11/3
D488,391 S *	4/2004	Kume .....	D10/32	D549,708 S *	8/2007	Phillips et al. ....	D14/435
D495,611 S	9/2004	Jørgensen		D550,112 S *	9/2007	Andren et al. ....	D11/3
6,799,887 B1	10/2004	Kinney		D553,536 S *	10/2007	Andren et al. ....	D11/3
6,801,476 B2	10/2004	Gilmour		2004/0151071 A1	8/2004	Kocher	
D511,519 S *	11/2005	Bone et al. ....	D14/432	2004/0233786 A1	11/2004	Ting	
7,006,408 B2	2/2006	Chen		2006/0140055 A1	6/2006	Ehram et al.	
D517,441 S	3/2006	Heatherly et al.		2007/0064542 A1	3/2007	Fukushima	
D519,052 S	4/2006	Watanabe		2007/0091730 A1	4/2007	Ting	
D522,884 S	6/2006	Peraldi et al.		2007/0104032 A1	5/2007	Falkenstein et al.	
D535,205 S	1/2007	Frederick et al.					

\* cited by examiner

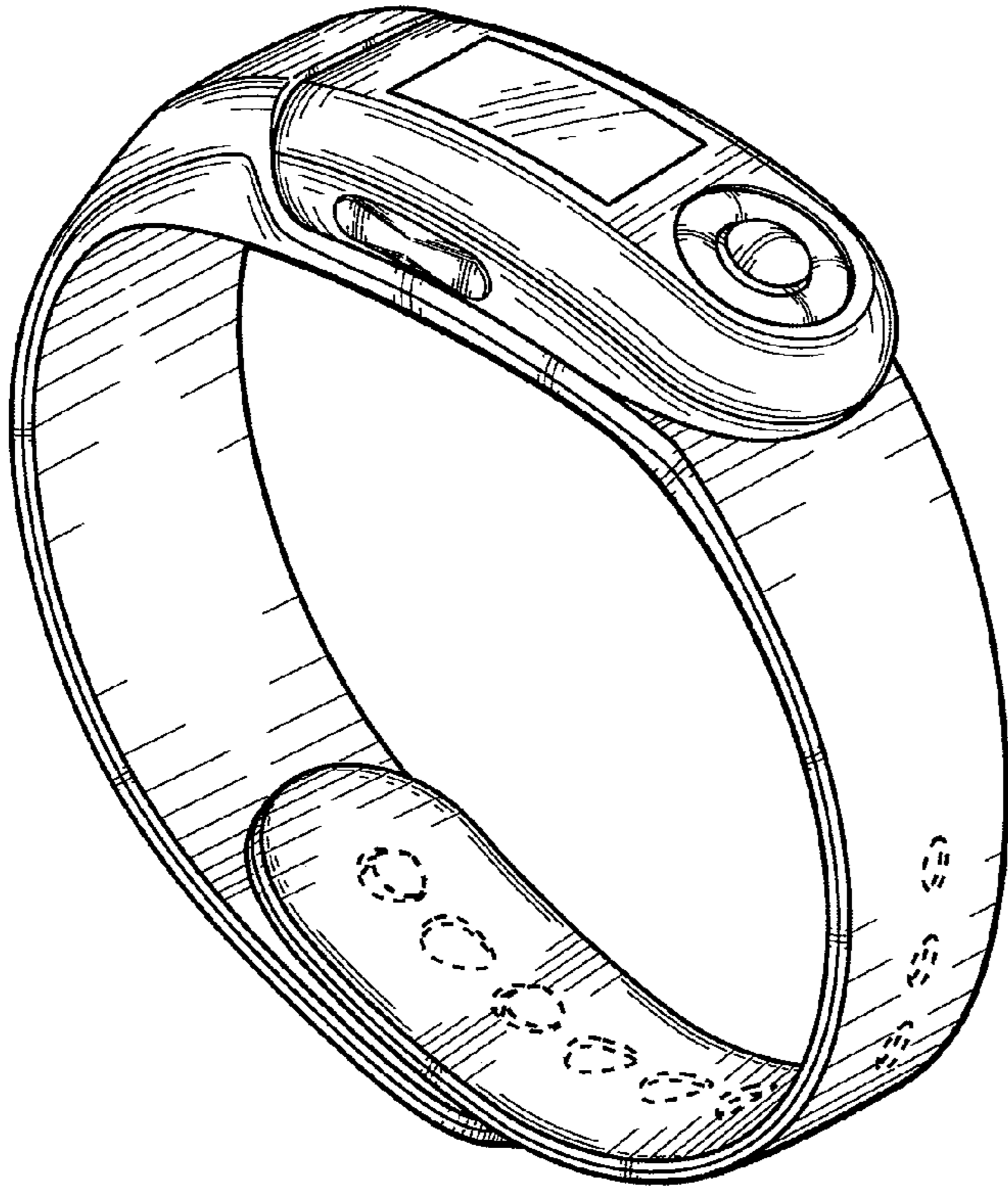


FIG. 1

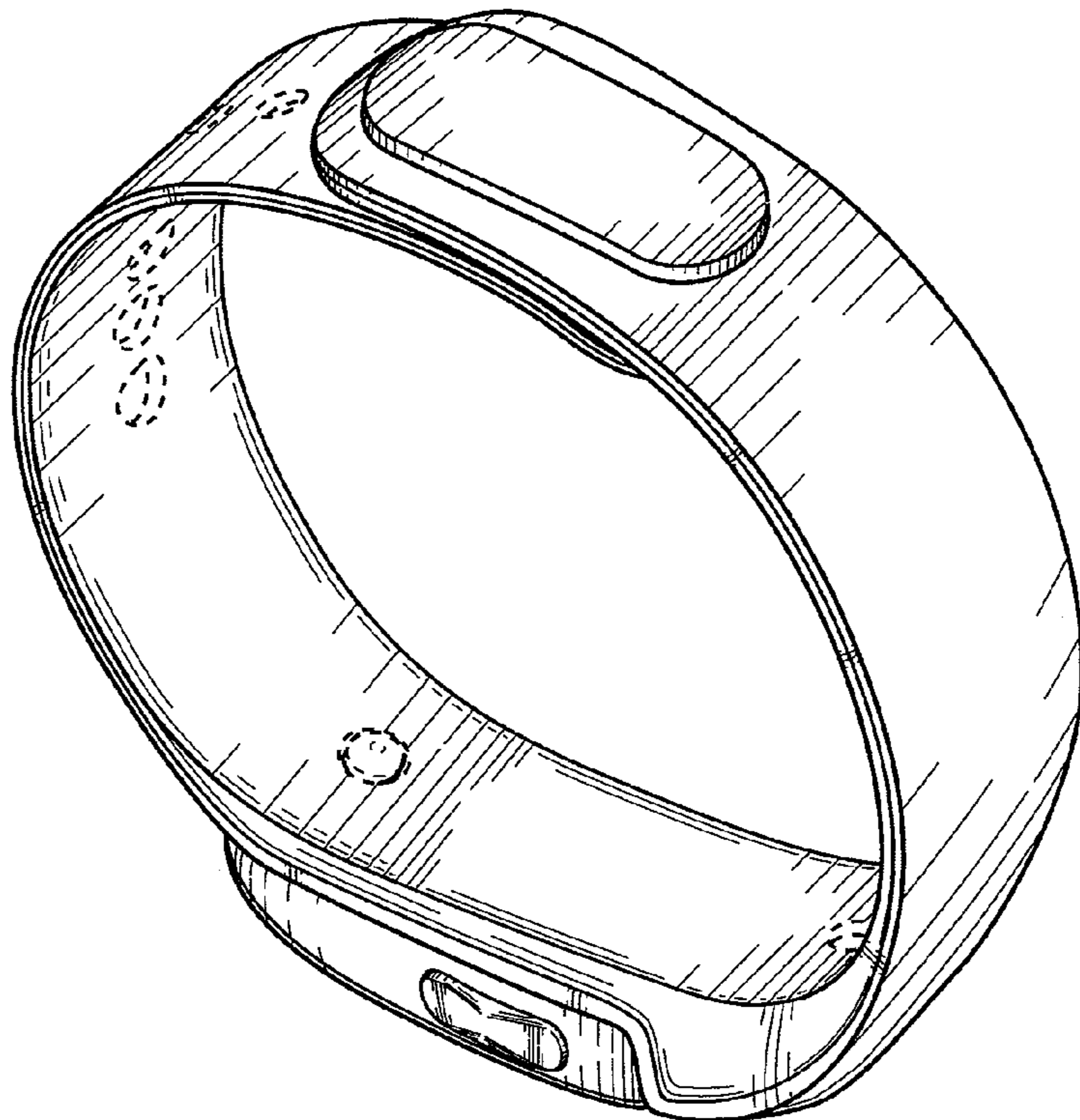


FIG. 2

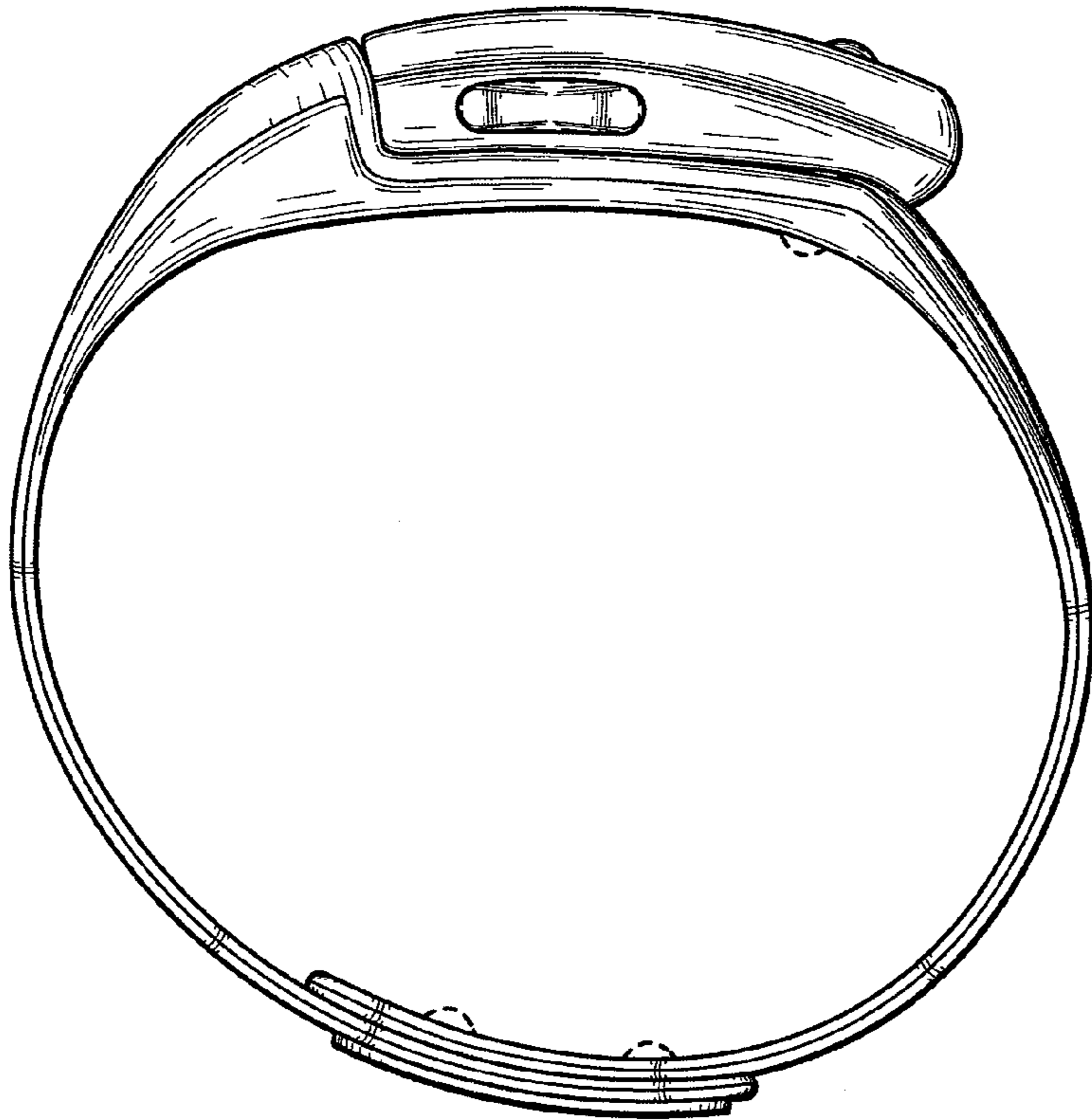


FIG. 3

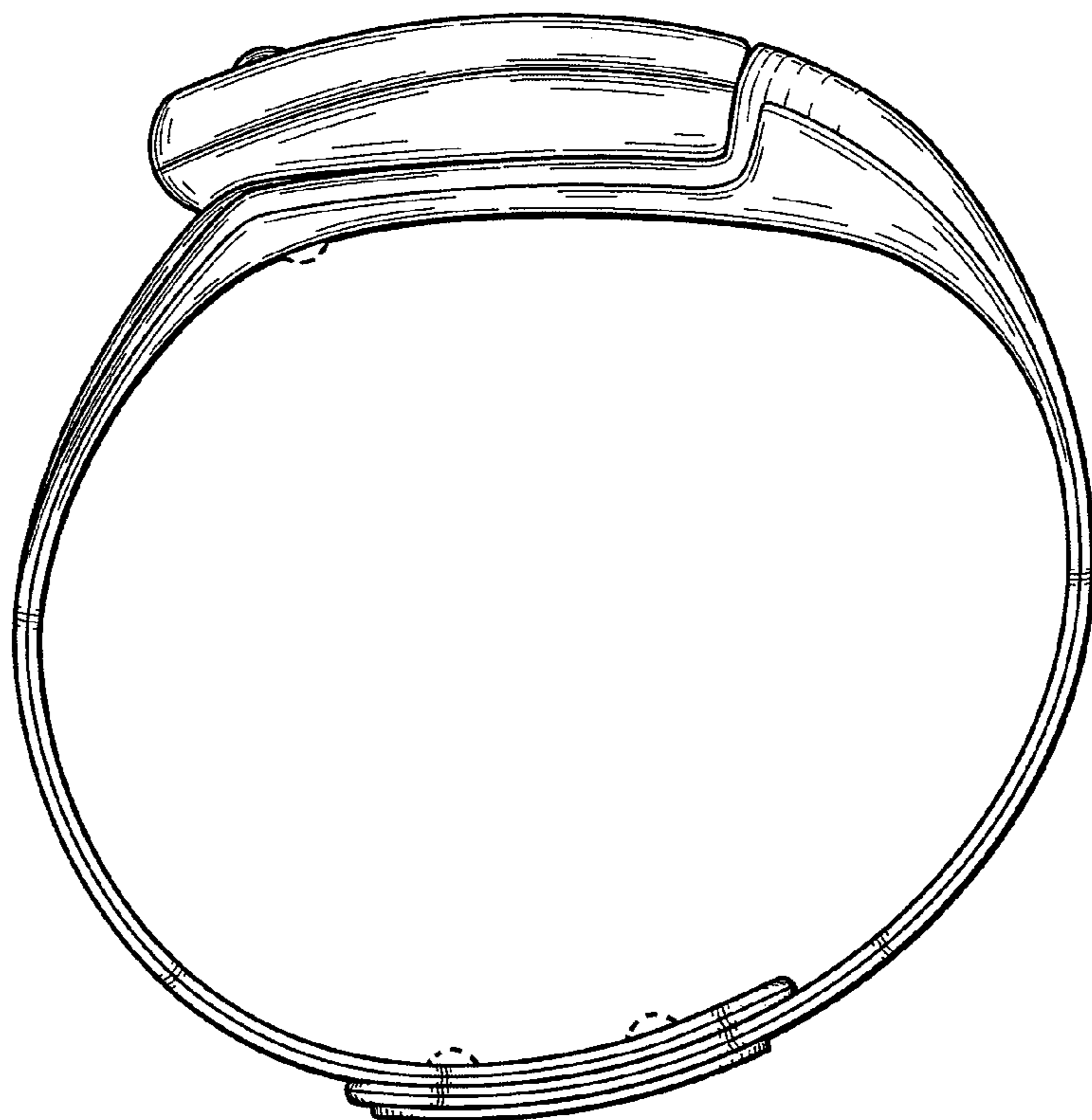


FIG. 4

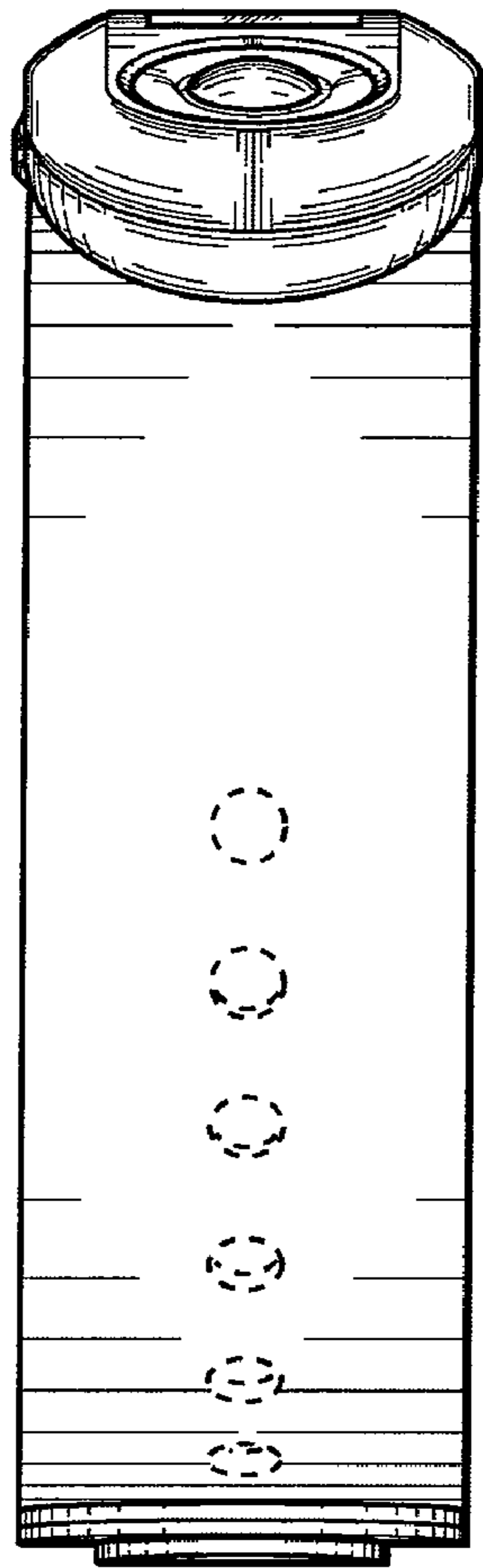


FIG. 5

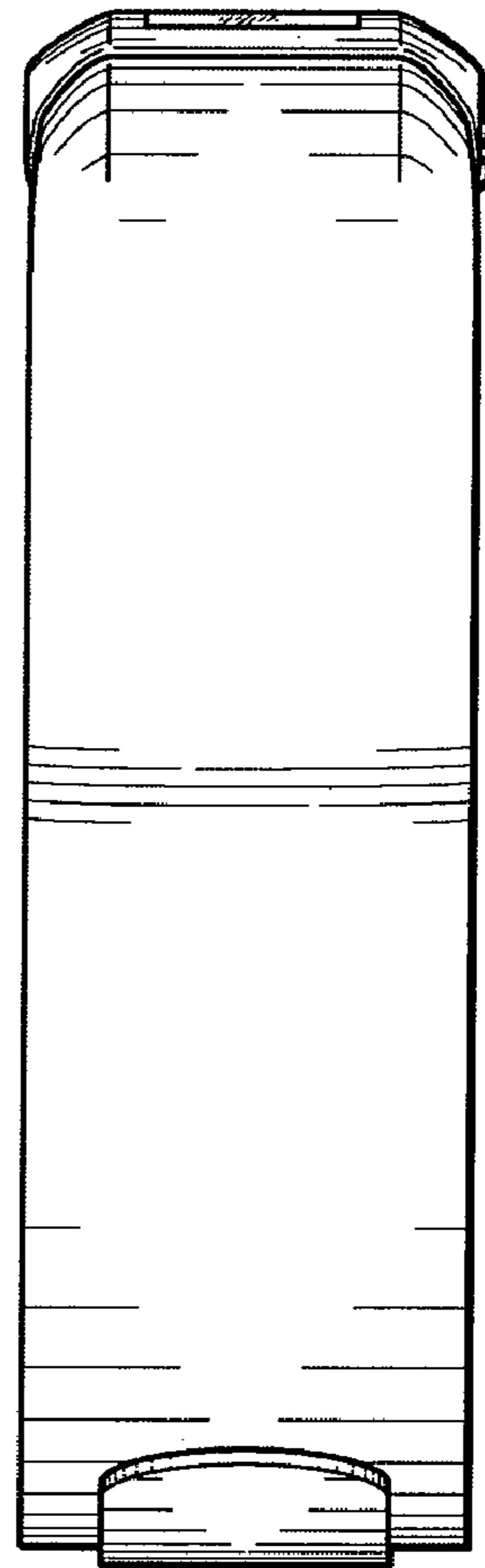


FIG. 6

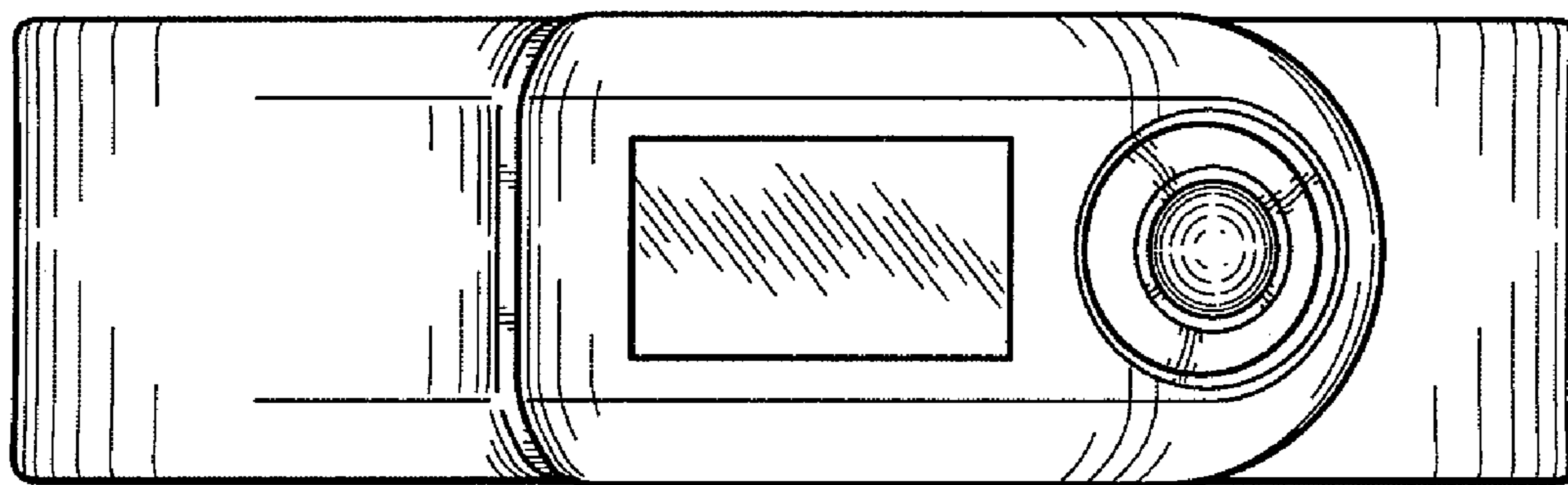


FIG. 7

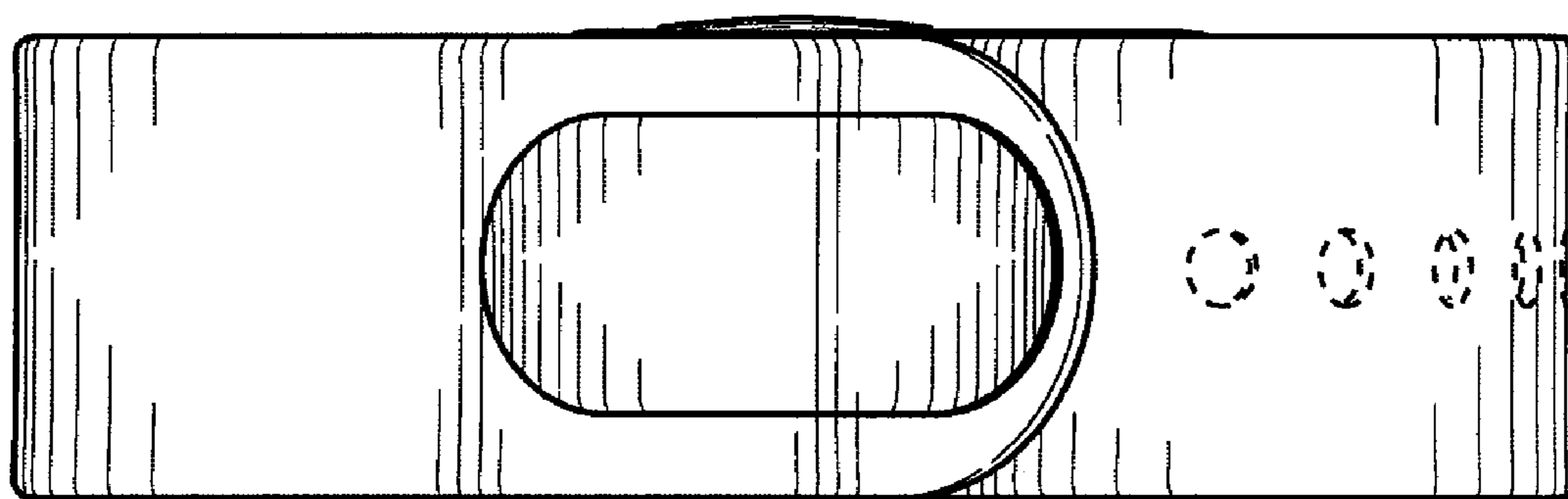


FIG. 8




FIG. 9

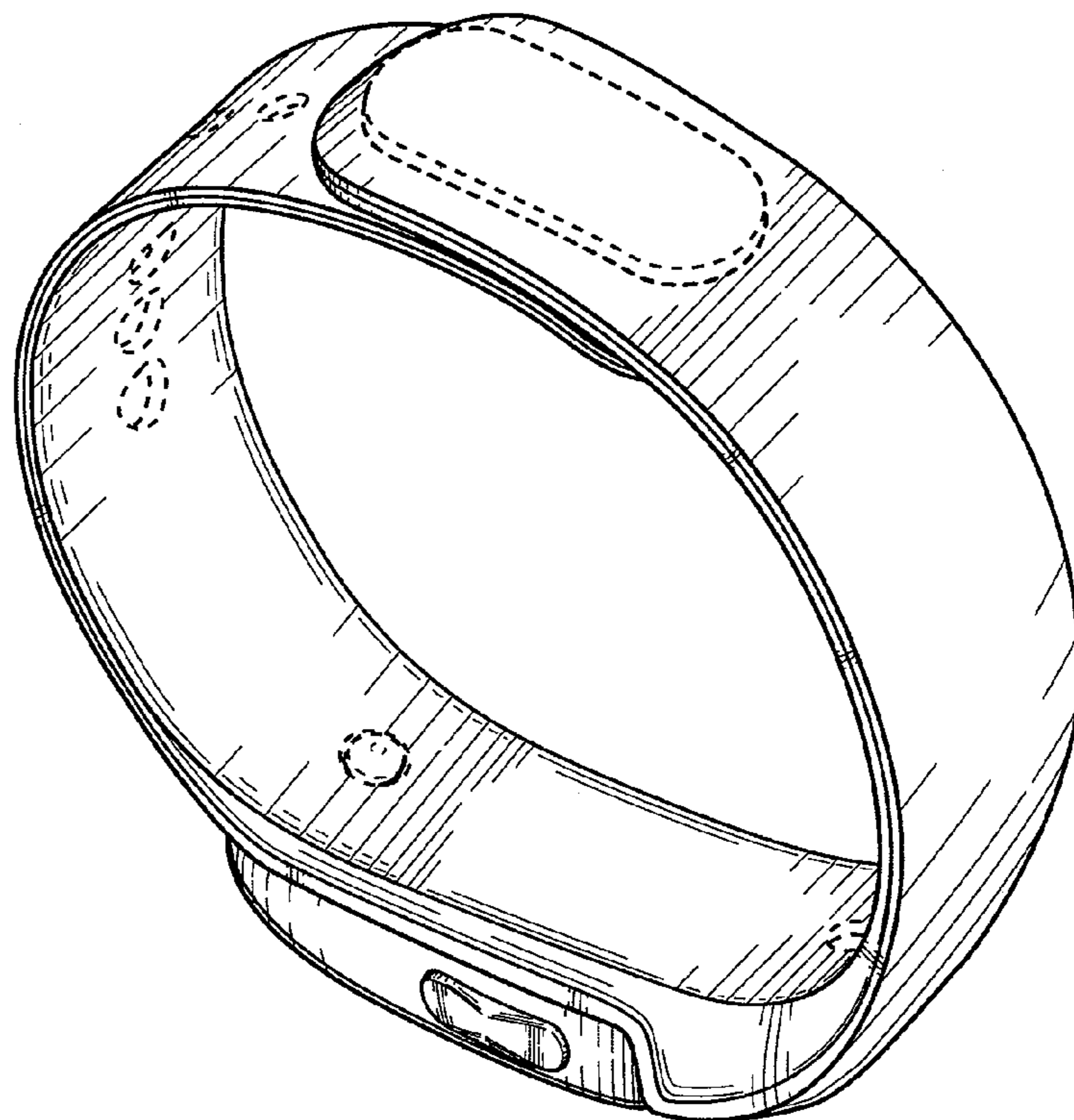


FIG. 10

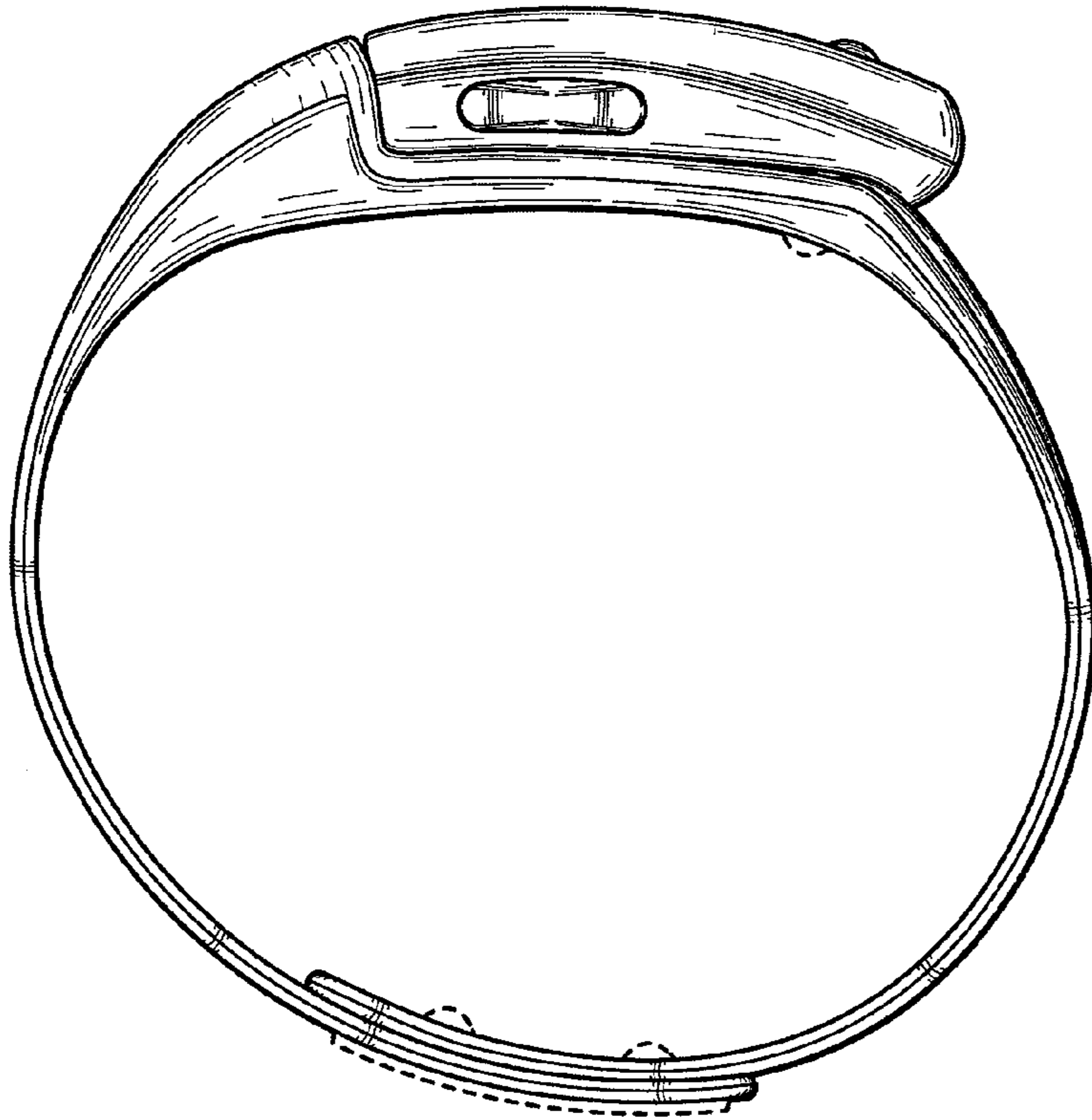


FIG. 11

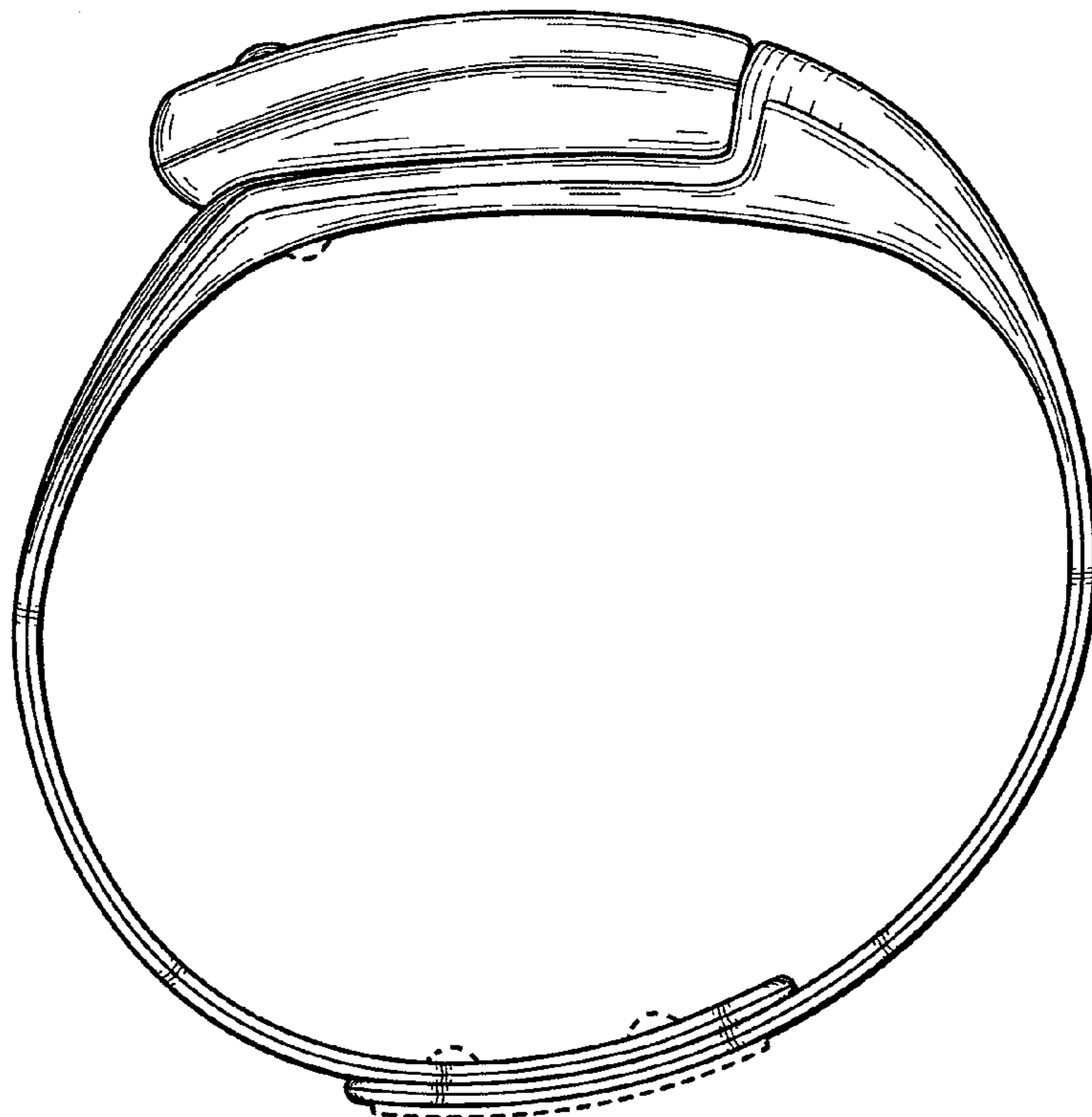


FIG. 12



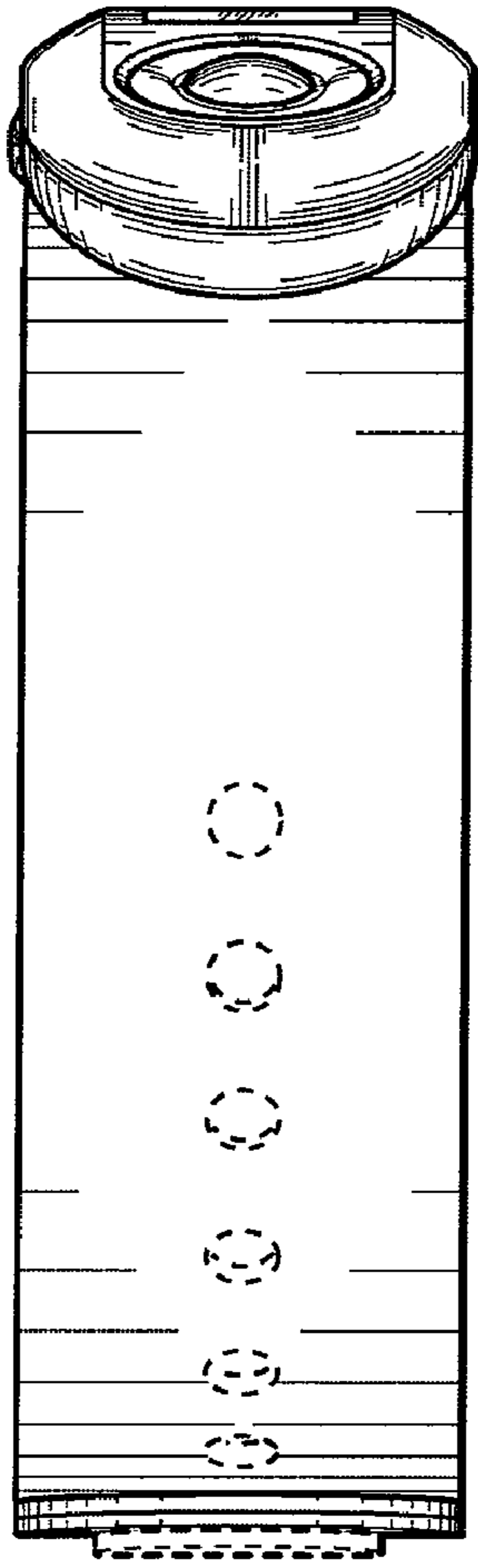


FIG. 13

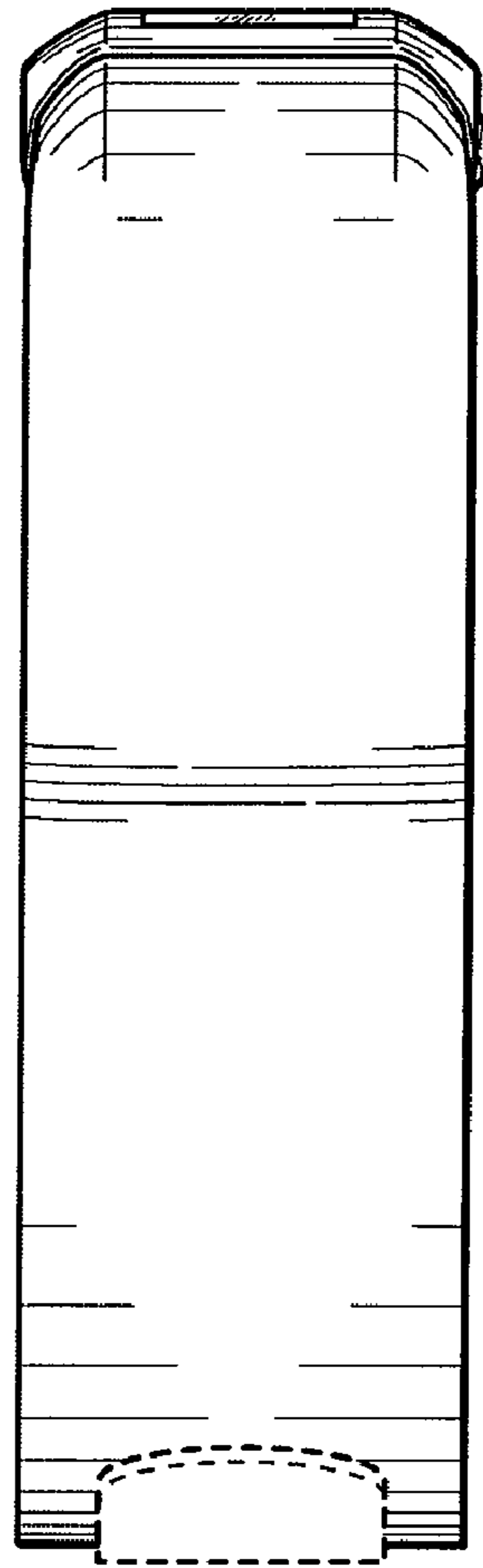


FIG. 14

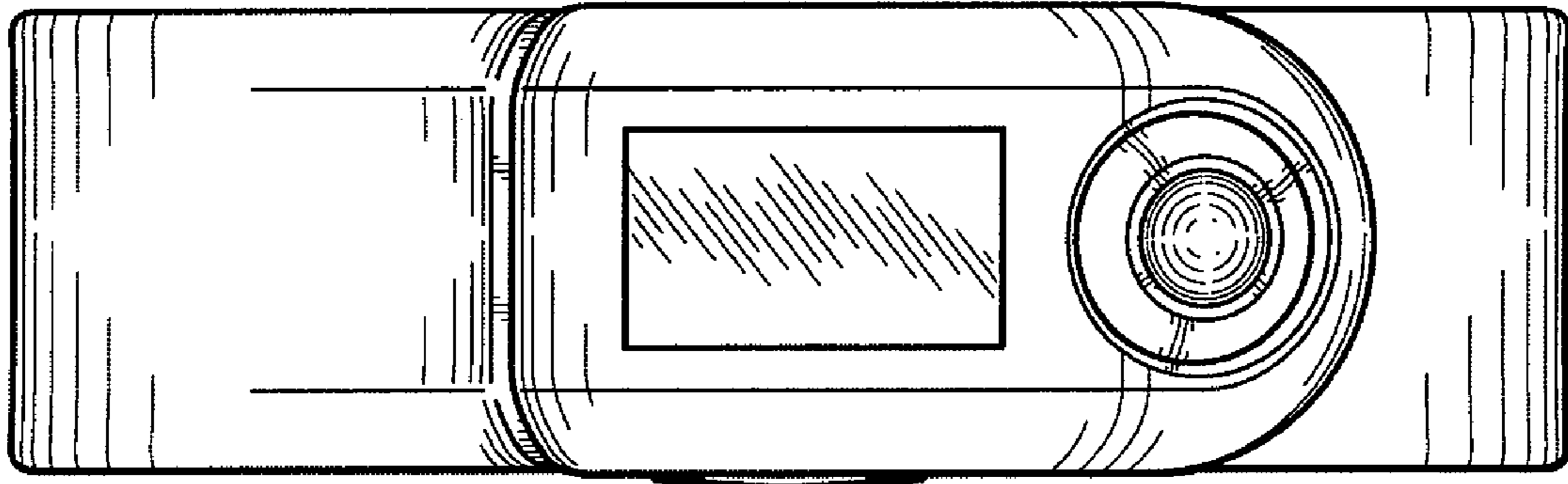


FIG. 15

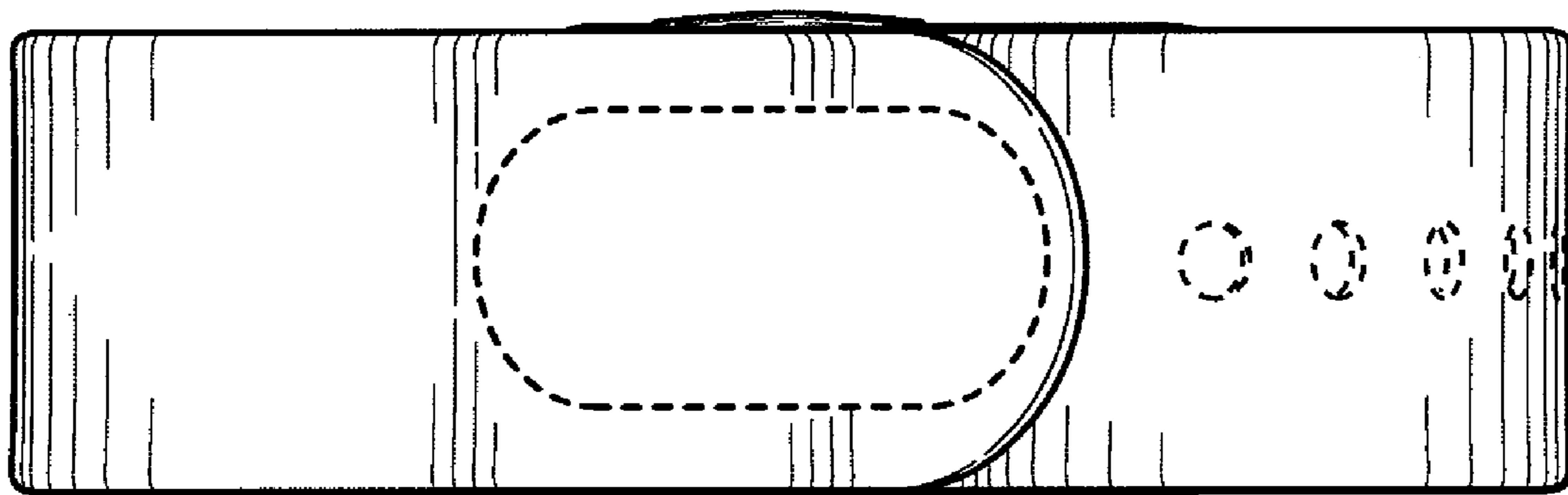


FIG. 16