

US00D564362S

(12) **United States Design Patent** (10) **Patent No.:** **US D564,362 S**
Nukuto et al. (45) **Date of Patent:** **** Mar. 18, 2008**

(54) **CONTAINER**

(75) Inventors: **George I. Nukuto**, Des Plaines, IL
(US); **Neil P. Williams**, Racine, WI
(US); **Ivan Da Barp**, Kleinburg (CA)

(73) Assignee: **S.C. Johnson & Son, Inc.**, Racine, WI
(US)

(**) Term: **14 Years**

(21) Appl. No.: **29/283,559**

(22) Filed: **Aug. 17, 2007**

D419,433 S * 1/2000 Conway D9/687
D422,916 S 4/2000 Herrmann
D437,548 S * 2/2001 Desgrippes et al. D9/688
D443,822 S 6/2001 Fenton et al.
D446,724 S * 8/2001 Fenton et al. D9/521
D472,460 S * 4/2003 Garcia et al. D9/687
D480,955 S 10/2003 Perlowski et al.
D486,395 S 2/2004 Faure et al.
D501,141 S * 1/2005 Bakic D9/521
D508,406 S 8/2005 Kerr et al.
D526,204 S * 8/2006 Stolle D9/529
D530,608 S 10/2006 Nukuto et al.
D531,030 S 10/2006 Nukuto et al.
D531,039 S 10/2006 Couey
D537,349 S * 2/2007 Ball et al. D9/521
D546,186 S * 7/2007 Legros D9/522

Related U.S. Application Data

(62) Division of application No. 29/224,308, filed on Feb. 28, 2005.

(51) **LOC (8) Cl.** **09-05**

(52) **U.S. Cl.** **D9/696**

(58) **Field of Classification Search** D9/686-696,
D9/521-522, 529-530, 557-558, 542, 551,
D9/516, 564, 570-571, 574, 440, 454, 504,
D9/519, 535, 523-526, 549-575; 215/382-384,
215/396, 398; 222/527; 220/DIG. 7
See application file for complete search history.

(56) **References Cited**

U.S. PATENT DOCUMENTS

D349,047 S * 7/1994 Buchet D9/503
D350,691 S * 9/1994 Simion D9/695
D351,789 S 10/1994 Lee
D363,431 S 10/1995 Mansau
D369,097 S * 4/1996 Dinand D9/686
D372,195 S * 7/1996 Gerhart et al. D9/521
D383,069 S 9/1997 Valls et al.
D387,993 S 12/1997 Workman et al.
D398,223 S 9/1998 Bertolini et al.
D398,239 S * 9/1998 Bertolini et al. D9/520
D409,920 S 5/1999 Fenton et al.
D411,455 S 6/1999 Fenton et al.
D412,666 S 8/1999 Fenton et al.

* cited by examiner

Primary Examiner—Caron D. Veynar

Assistant Examiner—Abraham Bahta

(57) **CLAIM**

The ornamental design for a container, as shown and described.

DESCRIPTION

In a preferred embodiment the nature of this product is as a bottle/cap combination useful for holding and dispensing a material such as an insect repellent, an insecticide, a cleaner, or a fragrance.

FIG. 1 is a right, top, frontal perspective view of our new design;

FIG. 2 is a front elevational view thereof,

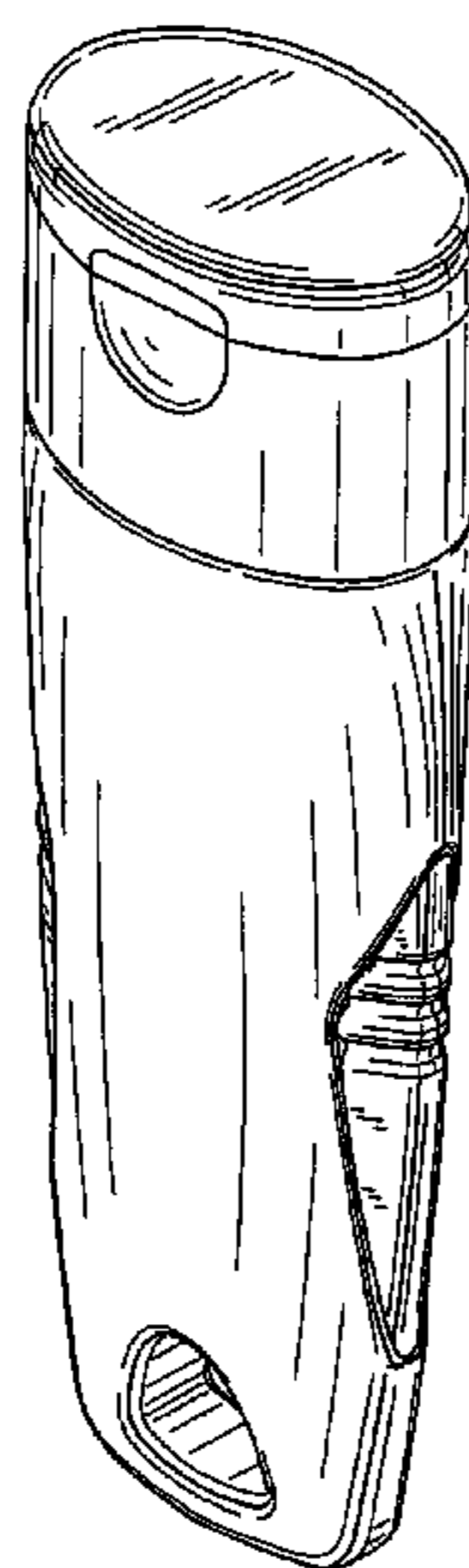
FIG. 3 is a left side elevational view, the right side elevational view being a mirror image thereof;

FIG. 4 is a top plan view thereof,

FIG. 5 is a rear elevational view thereof; and,

FIG. 6 is a bottom plan view thereof.

1 Claim, 3 Drawing Sheets



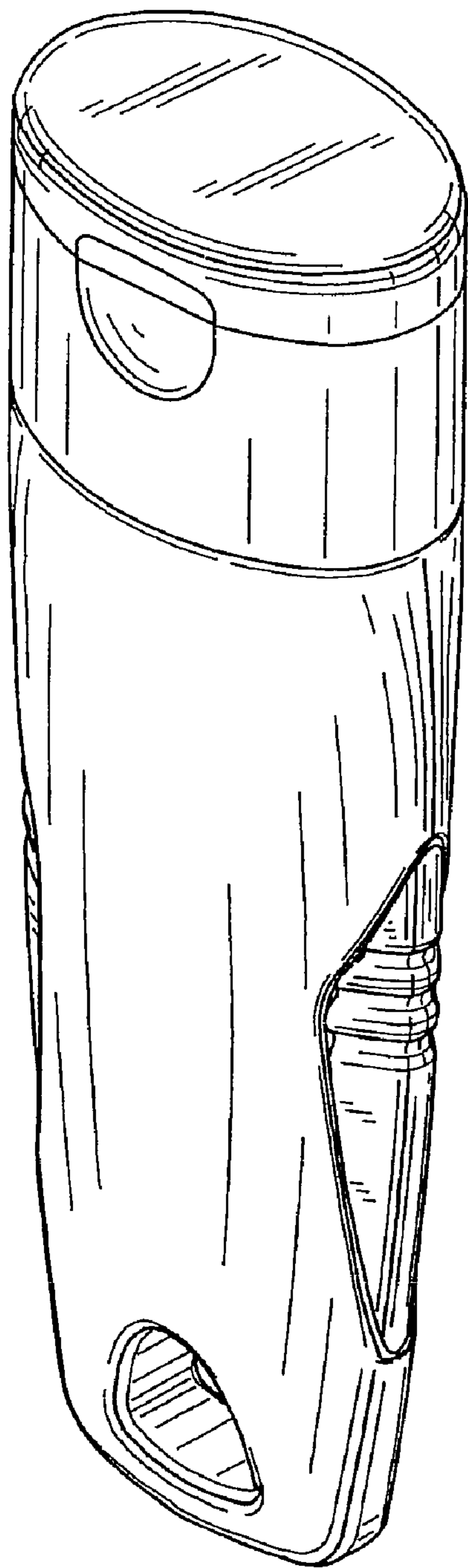


FIG. 1

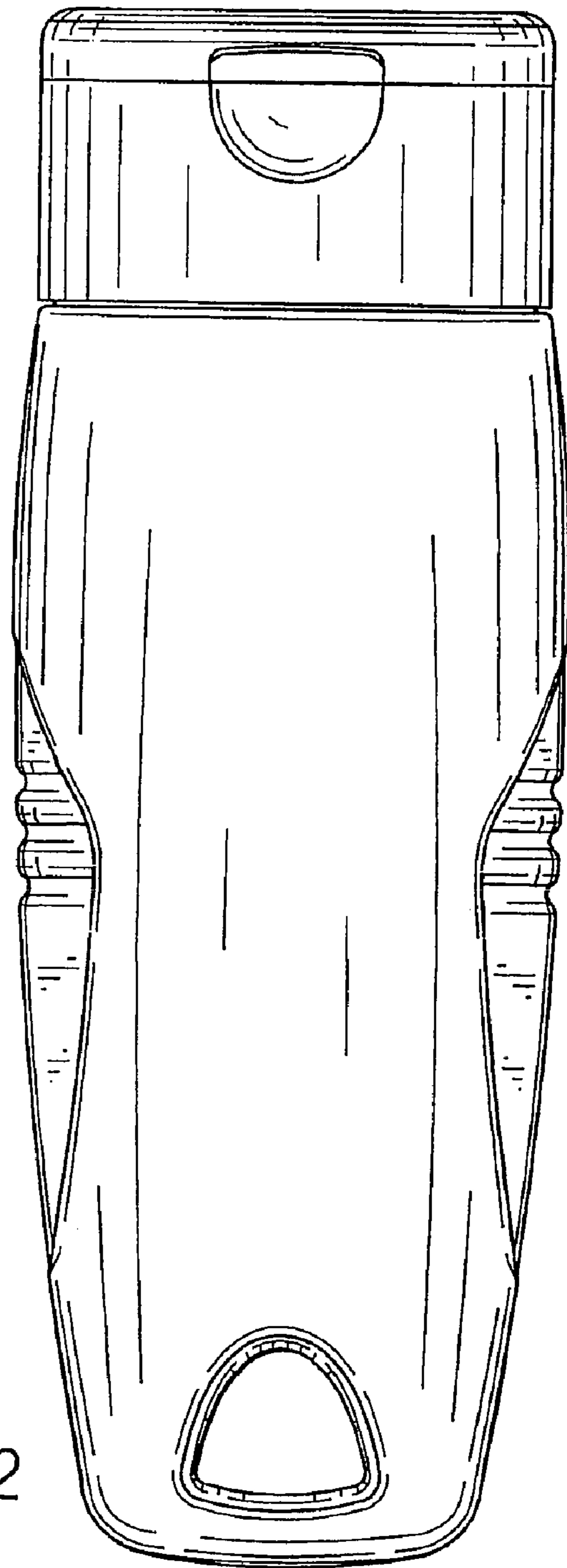


FIG. 2

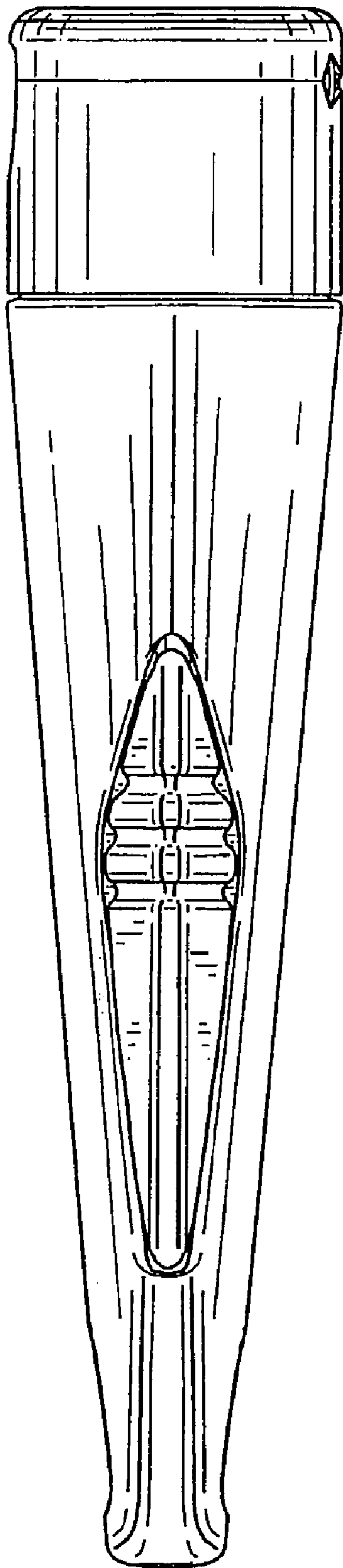


FIG. 3

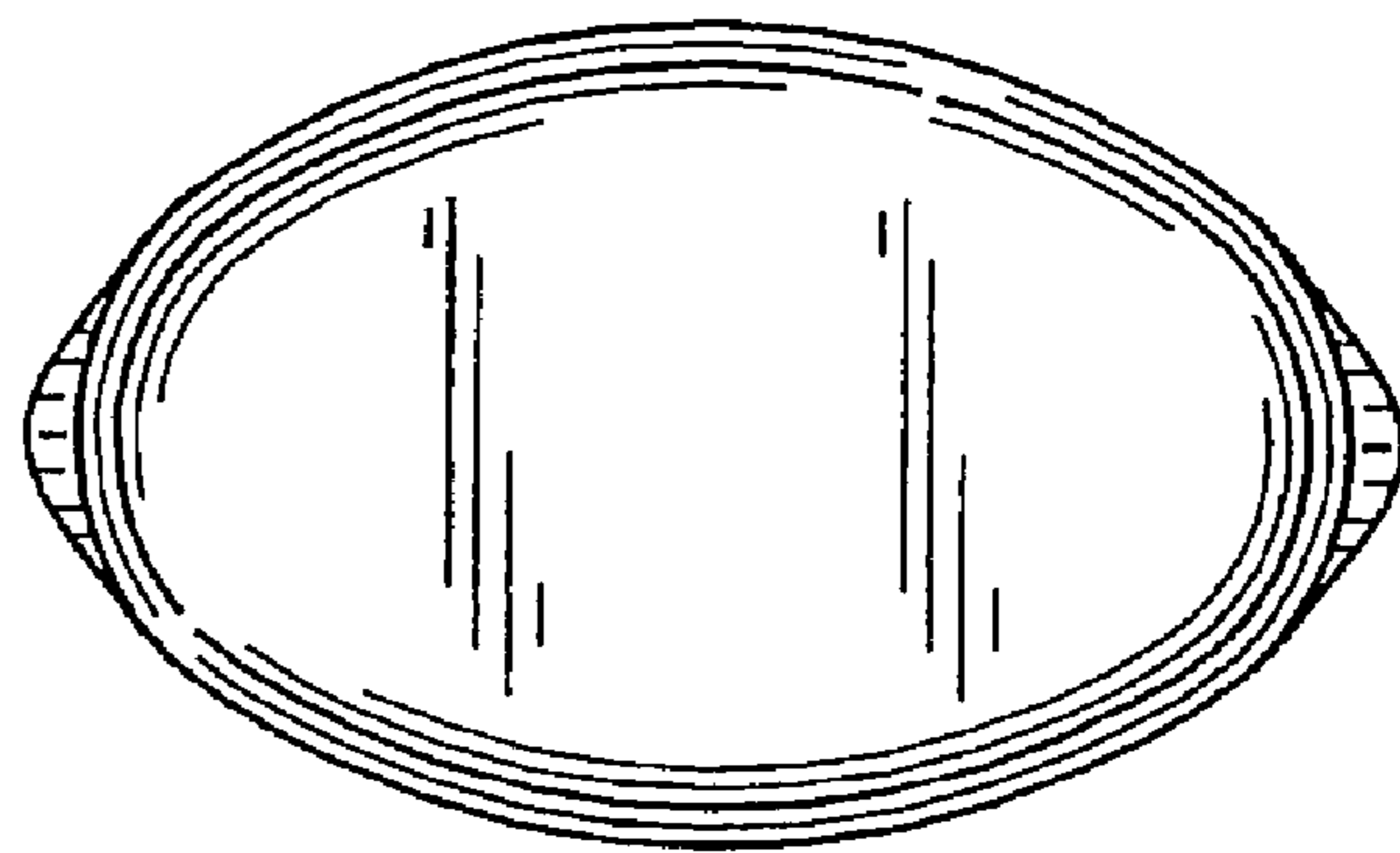


FIG. 4

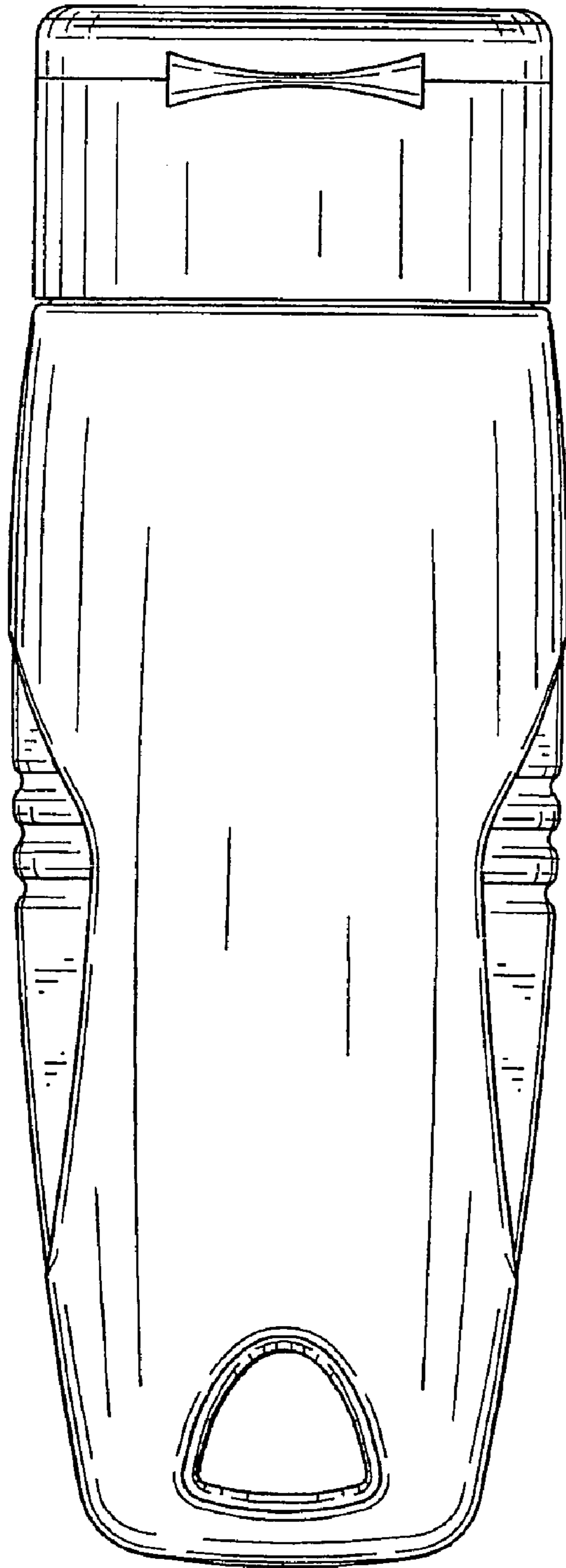


FIG. 5

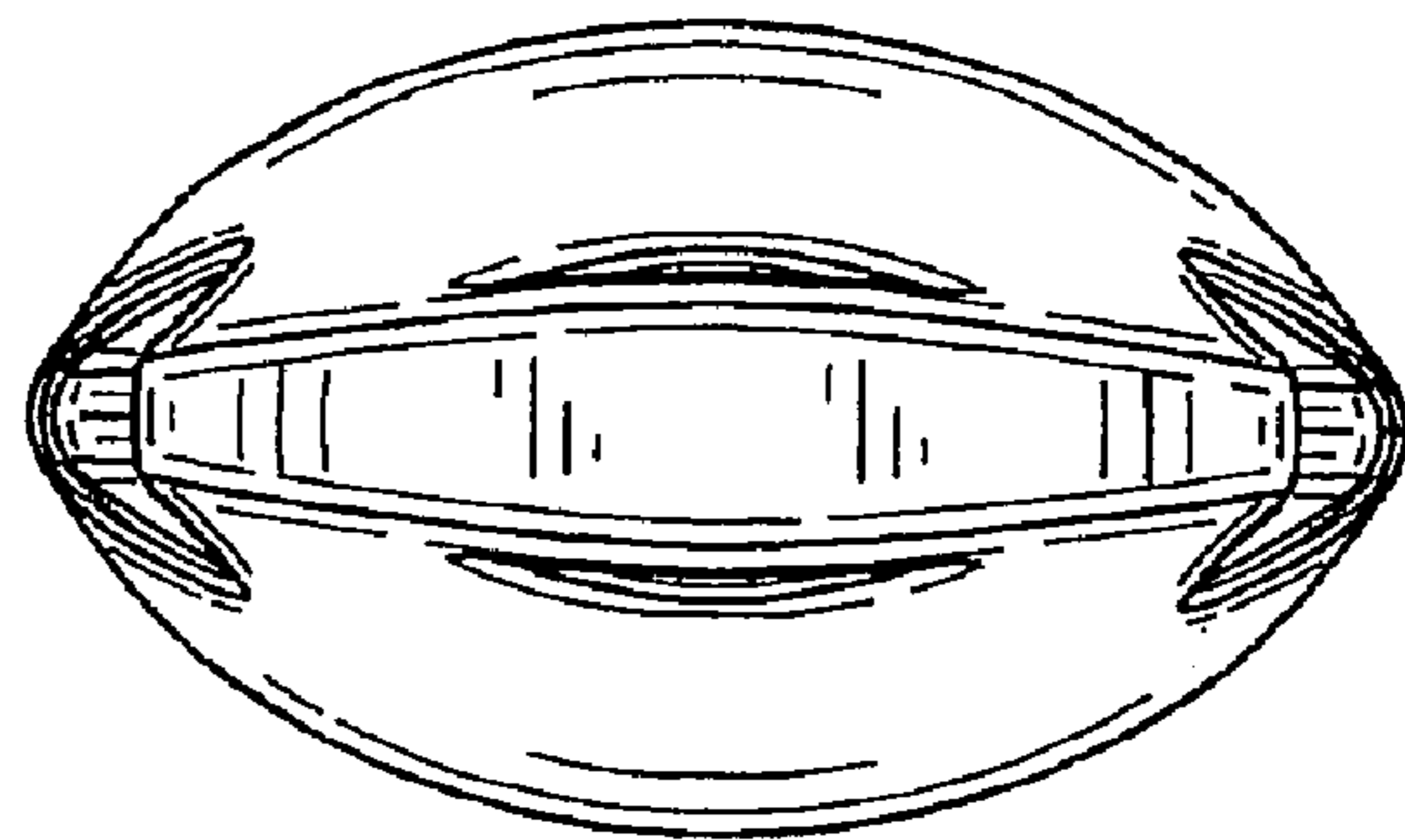


FIG. 6