

US00D564333S

(12) **United States Design Patent**
McConnell

(10) **Patent No.:** **US D564,333 S**

(45) **Date of Patent:** **** Mar. 18, 2008**

(54) **KNOB**
(75) Inventor: **Jennifer McConnell**, Greensboro, NC
(US)
(73) Assignee: **Liberty Hardware Mfg. Corp.**,
Winston-Salem, NC (US)

1,568,883 A * 1/1926 Danielson 16/441
D80,697 S * 3/1930 Shirley D8/305
D106,677 S * 10/1937 Schlage D8/312
2,130,694 A * 9/1938 Newman 40/332
2,295,468 A * 9/1942 Haley 40/332
D384,572 S * 10/1997 Ongaro D8/312
D418,388 S * 1/2000 O'Neil D8/312
D496,894 S * 10/2004 Liao D12/179

(**) Term: **14 Years**
(21) Appl. No.: **29/286,674**
(22) Filed: **May 16, 2007**

* cited by examiner

Primary Examiner—Stella M. Reid
Assistant Examiner—Mark Goodwin
(74) *Attorney, Agent, or Firm*—Edgar A. Zarins; Lloyd D. Doigan

(51) **LOC (8) Cl.** **08-06**
(52) **U.S. Cl.** **D8/312; D8/310**
(58) **Field of Classification Search** D8/300–303,
D8/305, 307, 308, 310–312, 315–321, DIG. 1,
D8/DIG. 2; D7/393, 394, 405; D3/318;
D23/303, 305; D6/524, 533, 549, 550; D15/89;
292/347, 336.3; 16/441, 118, 110 R, 111 R,
16/DIG. 19, DIG. 30, DIG. 5, 110.1, 402,
16/412, 414–420, 443–446; 211/16, 182;
220/752–754, 912

(57) **CLAIM**

The ornamental design for a knob, as shown and described.

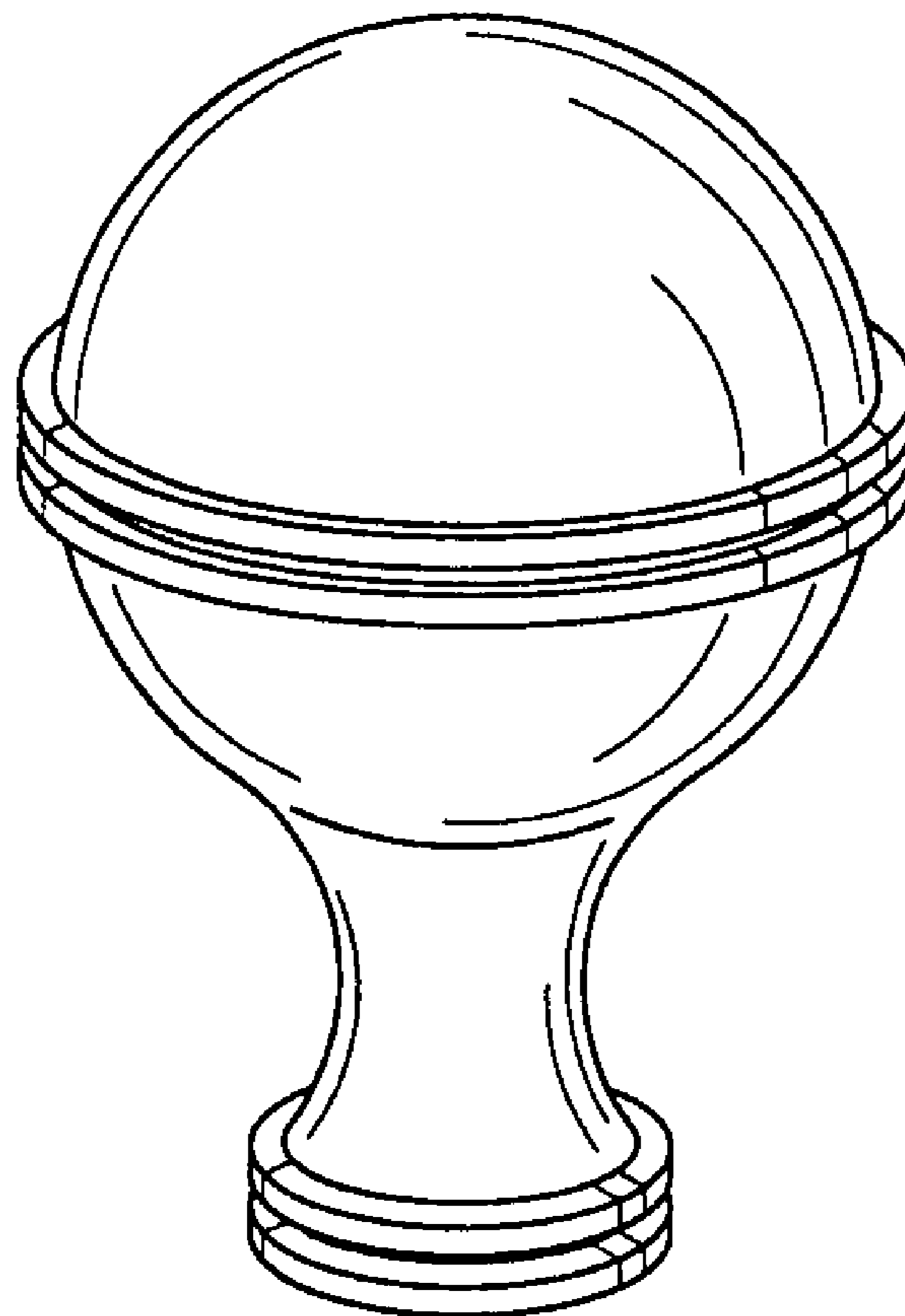
See application file for complete search history.

DESCRIPTION

FIG. 1 is a perspective view of a knob showing my new design;
FIG. 2 is a side view thereof; and,
FIG. 3 is a front elevational view thereof.
All views of the claim not shown form no part of the claimed design.

(56) **References Cited**
U.S. PATENT DOCUMENTS
745,404 A * 12/1903 Tower 16/417

1 Claim, 1 Drawing Sheet






Fig-1

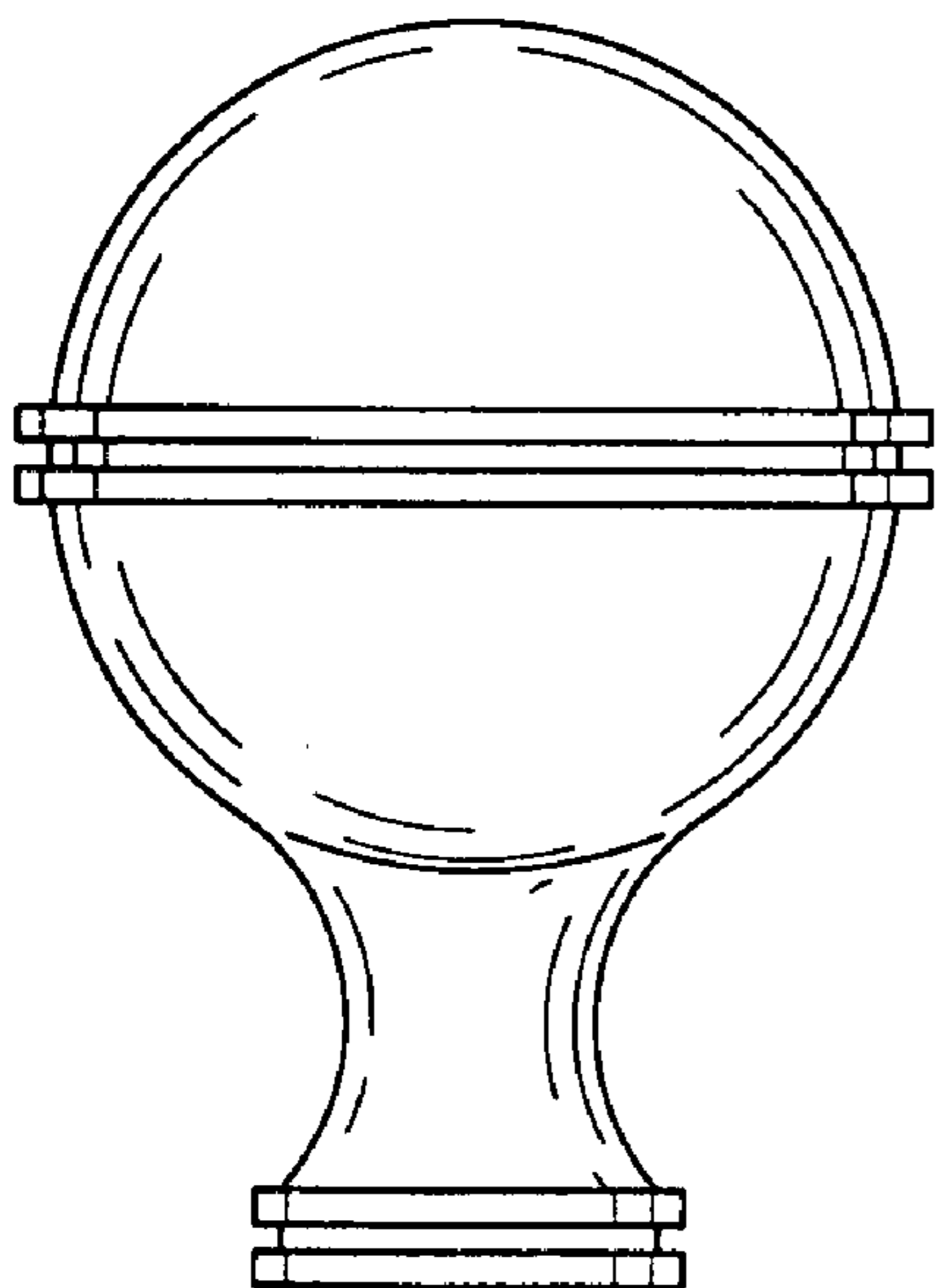


Fig-2

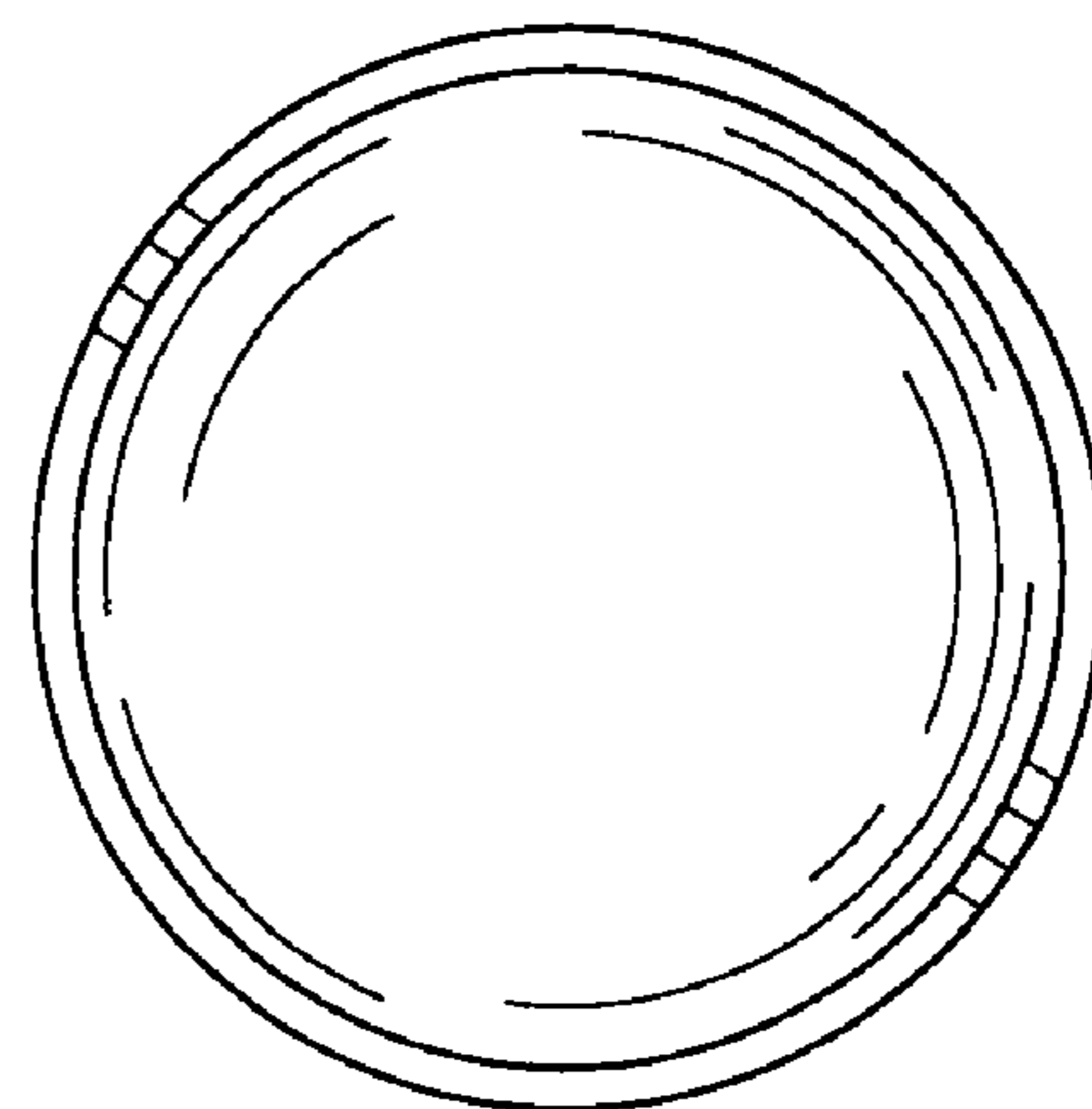


Fig-3