



US00D564332S

(12) **United States Design Patent**
McConnell

(10) **Patent No.:** **US D564,332 S**

(45) **Date of Patent:** **** Mar. 18, 2008**

(54) **KNOB**

(75) Inventor: **Jennifer McConnell**, Greensboro, NC
(US)

(73) Assignee: **Liberty Hardware Mfg. Corp.**,
Winston-Salem, NC (US)

(**) Term: **14 Years**

(21) Appl. No.: **29/286,962**

(22) Filed: **May 22, 2007**

(51) **LOC (8) Cl.** **08-06**

(52) **U.S. Cl.** **D8/310**

(58) **Field of Classification Search** D8/300-303,
D8/305, 307, 308, 310-312, 315-321, DIG. 1,
D8/DIG. 2; D7/393, 394, 405; D3/318;
D23/303, 305; D6/524, 533, 549, 550; D15/89;
292/347, 336.3; 16/441, 118, 110 R, 111 R,
16/DIG. 19, DIG. 30, DIG. 5, 110.1, 402,
16/412, 414-420, 443-446; 211/16, 182;
220/752-754, 912

See application file for complete search history.

(56) **References Cited**

U.S. PATENT DOCUMENTS

1,803,375 A * 5/1931 Adams 292/347

D361,492 S * 8/1995 Chieda D8/310

D453,466 S * 2/2002 Dewald et al. D8/310

D527,611 S * 9/2006 Sato D8/310

* cited by examiner

Primary Examiner—Stella M. Reid

Assistant Examiner—Mark Goodwin

(74) *Attorney, Agent, or Firm*—Edgar A. Zarins; Lloyd D.
Doigan

(57) **CLAIM**

The ornamental design for a knob, as shown and described.

DESCRIPTION


FIG. 1 is a perspective view of a knob showing my new design;

FIG. 2 is a side view thereof; and,

FIG. 3 is a front view thereof.

All views of the claim not shown form no part of the claimed design.

1 Claim, 1 Drawing Sheet






Fig-1




Fig-2

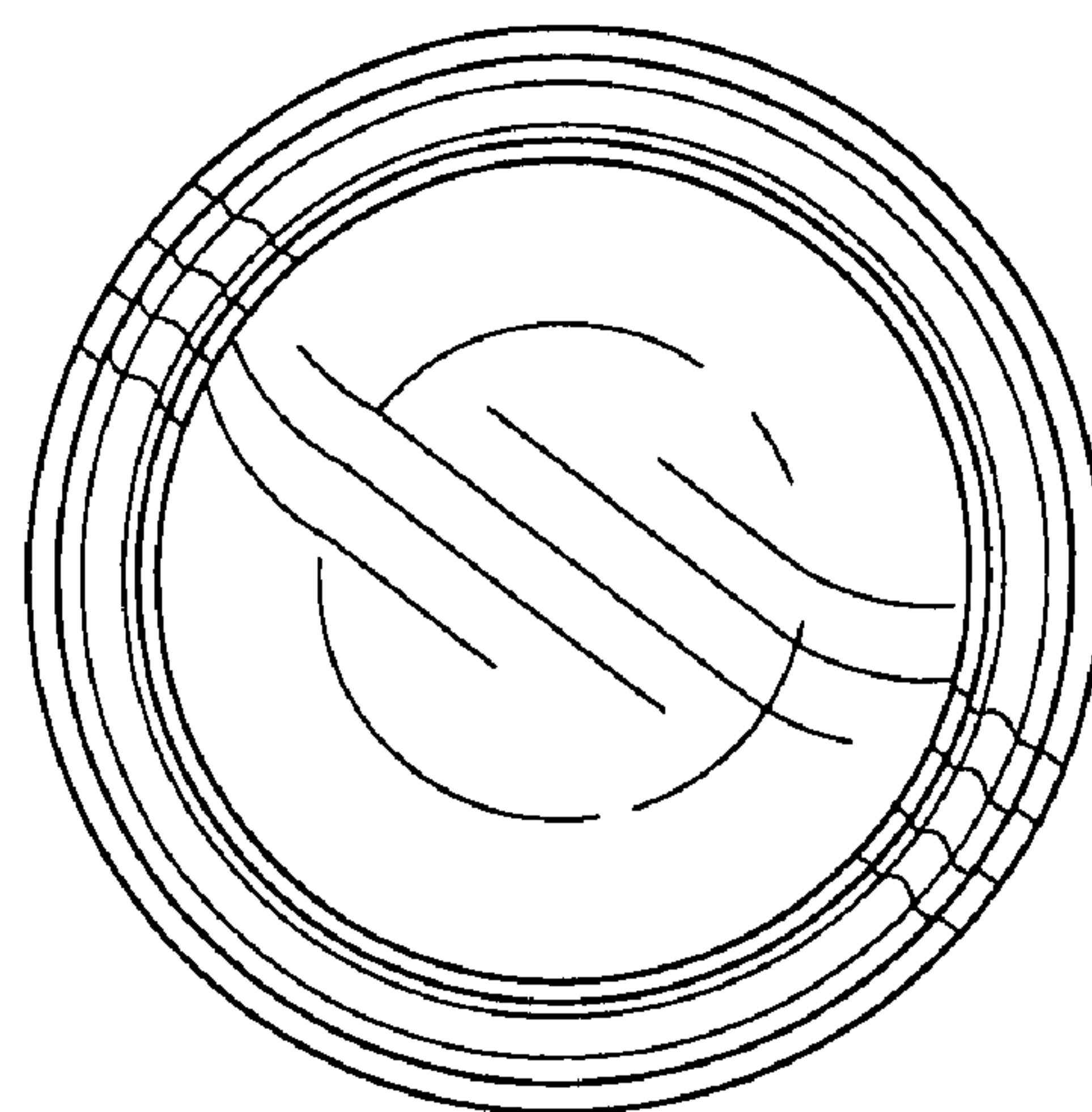


Fig-3