

US00D564331S

(12) **United States Design Patent**
Borgonovo

(10) **Patent No.:** **US D564,331 S**

(45) **Date of Patent:** **** Mar. 18, 2008**

(54) **HANDLE**

(75) **Inventor:** **Giuseppe Borgonovo**, Mariano Comense (IT)

(73) **Assignee:** **PAMAR S.p.A.** (IT)

(**) **Term:** **14 Years**

(21) **Appl. No.:** **29/268,683**

(22) **Filed:** **Nov. 9, 2006**

(30) **Foreign Application Priority Data**

May 12, 2006 (EM) 000529805

(51) **LOC (8) Cl.** **08-06**

(52) **U.S. Cl.** **D8/307**

(58) **Field of Classification Search** D8/300,
D8/307, 308, 319, 320, DIG. 1; 16/110.1;
292/347, 348, 352, 356; 70/DIG. 61; 74/543;
164/110

See application file for complete search history.

(56) **References Cited**

U.S. PATENT DOCUMENTS

1,584,153 A * 5/1926 Sullivan 292/356
1,599,221 A * 9/1926 Ehrbar 164/110
1,611,753 A * 12/1926 Keeler et al. 292/347

1,633,177 A * 6/1927 Goldsmith 292/347
1,659,592 A * 2/1928 Devereaux 292/347
1,744,957 A * 1/1930 Fox 292/352
D220,936 S * 6/1971 Horgan D8/319
D222,427 S * 10/1971 Deuring D8/308

* cited by examiner

Primary Examiner—Paula A. Greene

(74) *Attorney, Agent, or Firm*—Mintz, Levin, Cohn, Ferris, Glovsky and Popeo, P.C.

(57) **CLAIM**

The ornamental design for the handle, as shown and described.

DESCRIPTION

FIG. 1 is a perspective view taken from the front left side of the handle;

FIG. 2 is a top plan view thereof;

FIG. 3 is a front elevational view thereof;

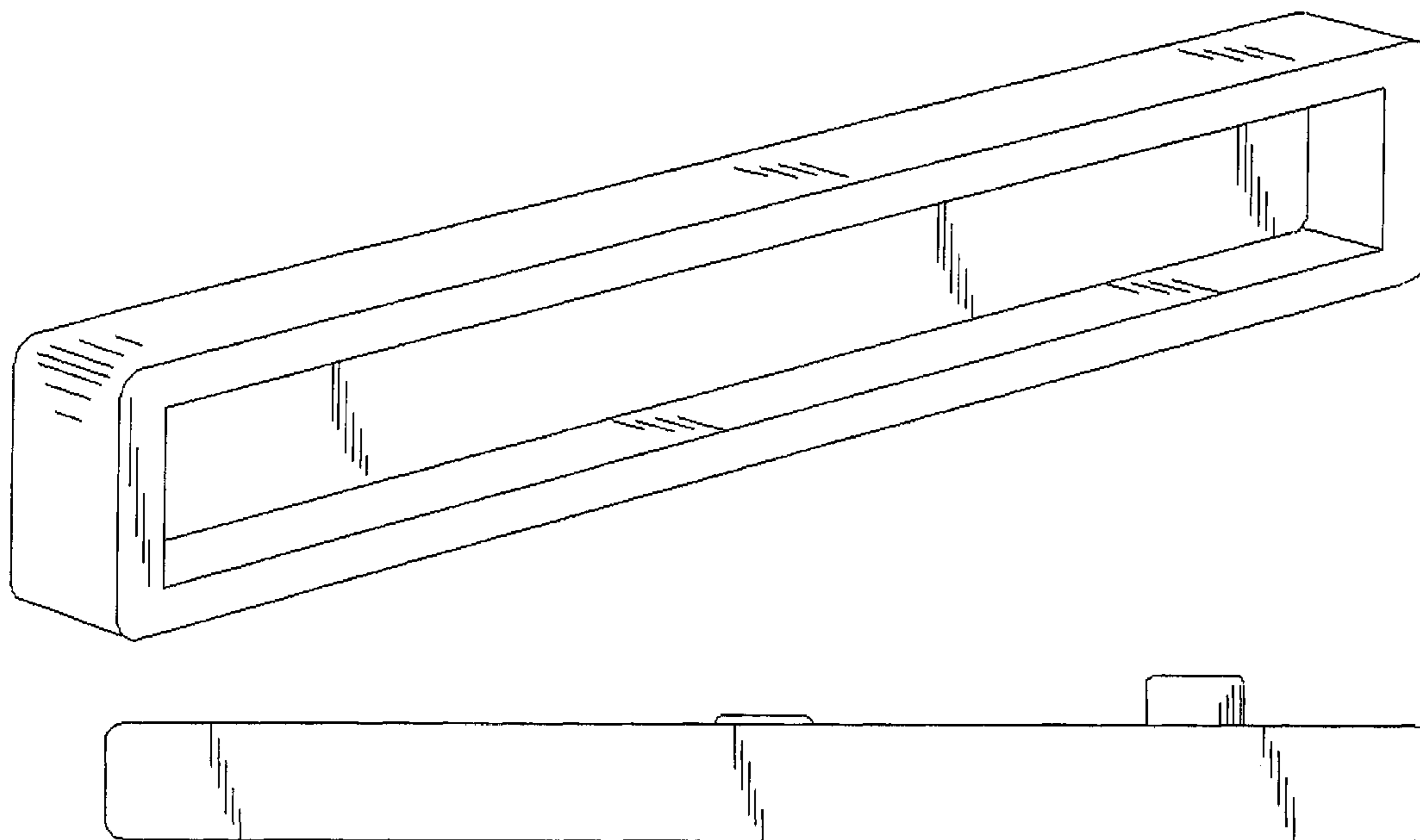
FIG. 4 is a right end elevational view thereof;

FIG. 5 is a left elevational thereof;

FIG. 6 is a elevational view taken from the right side thereof; and,

FIG. 7 is a bottom plan view.

1 Claim, 6 Drawing Sheets



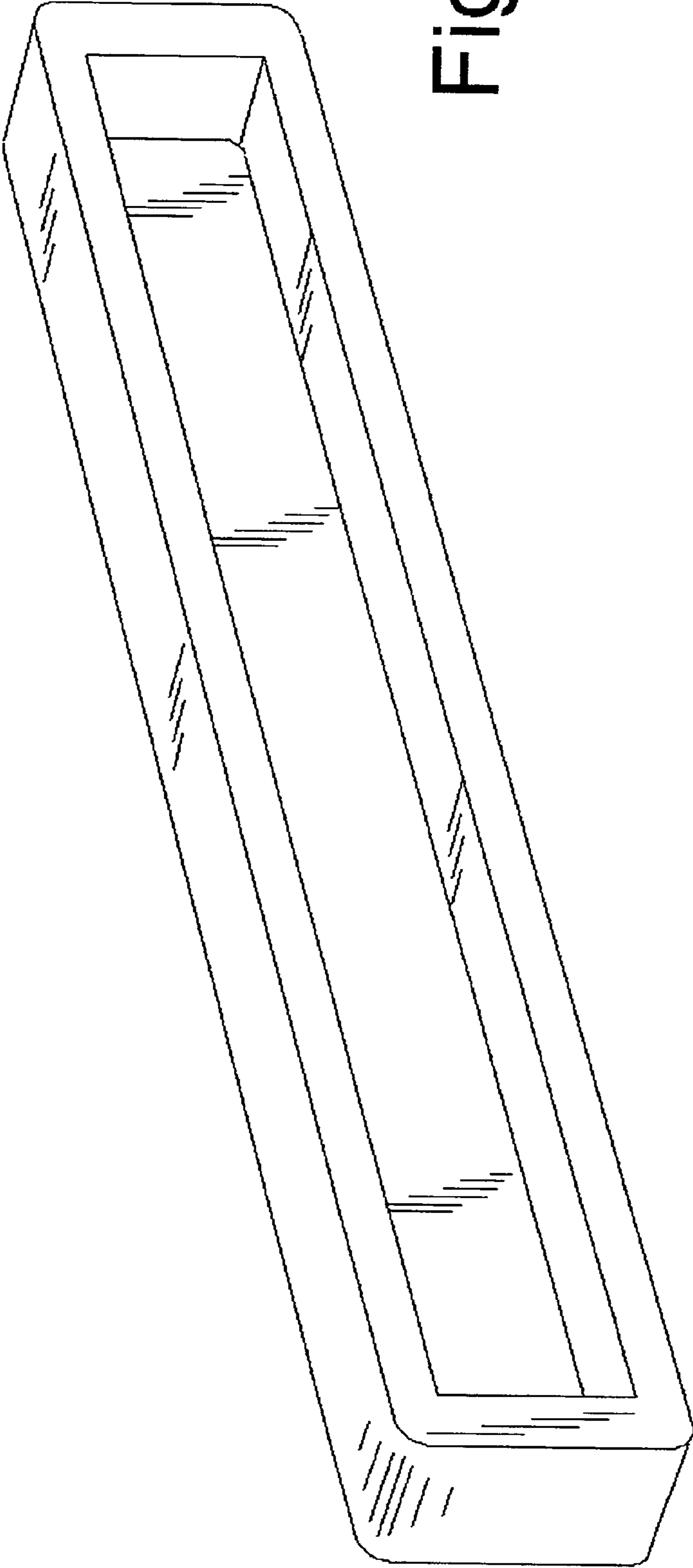


Fig. 1

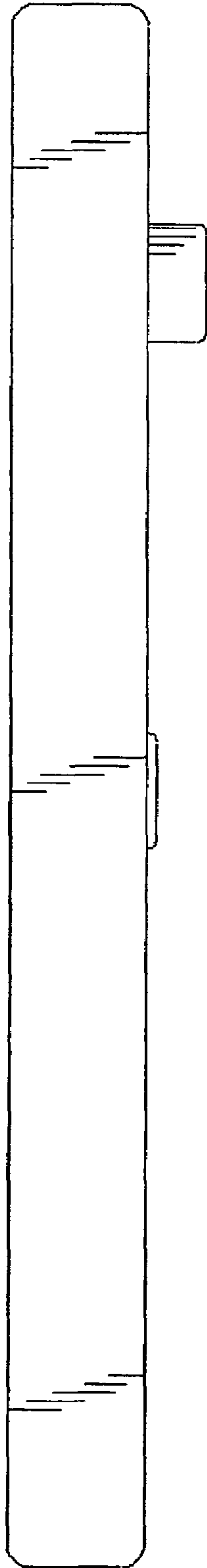


Fig. 2

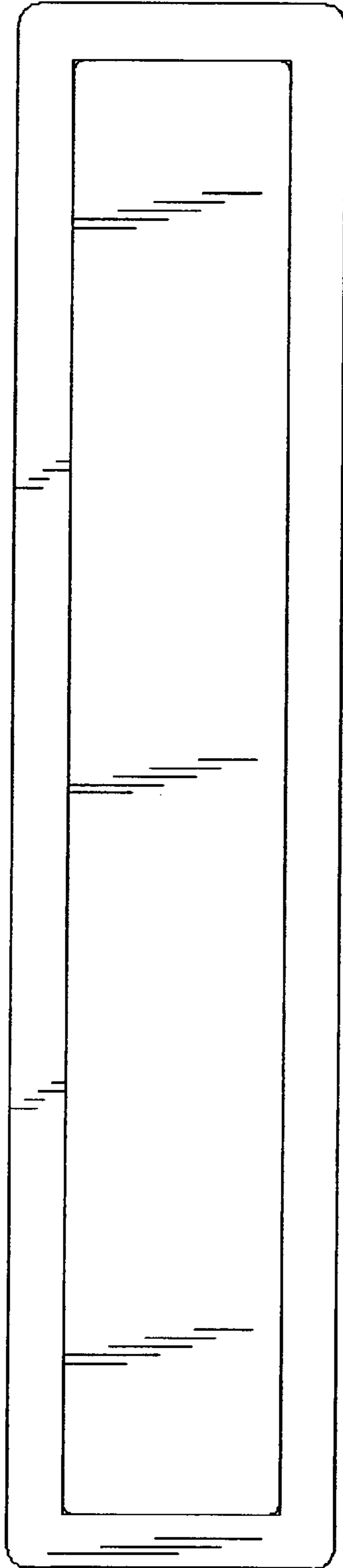


Fig. 3

Fig. 4


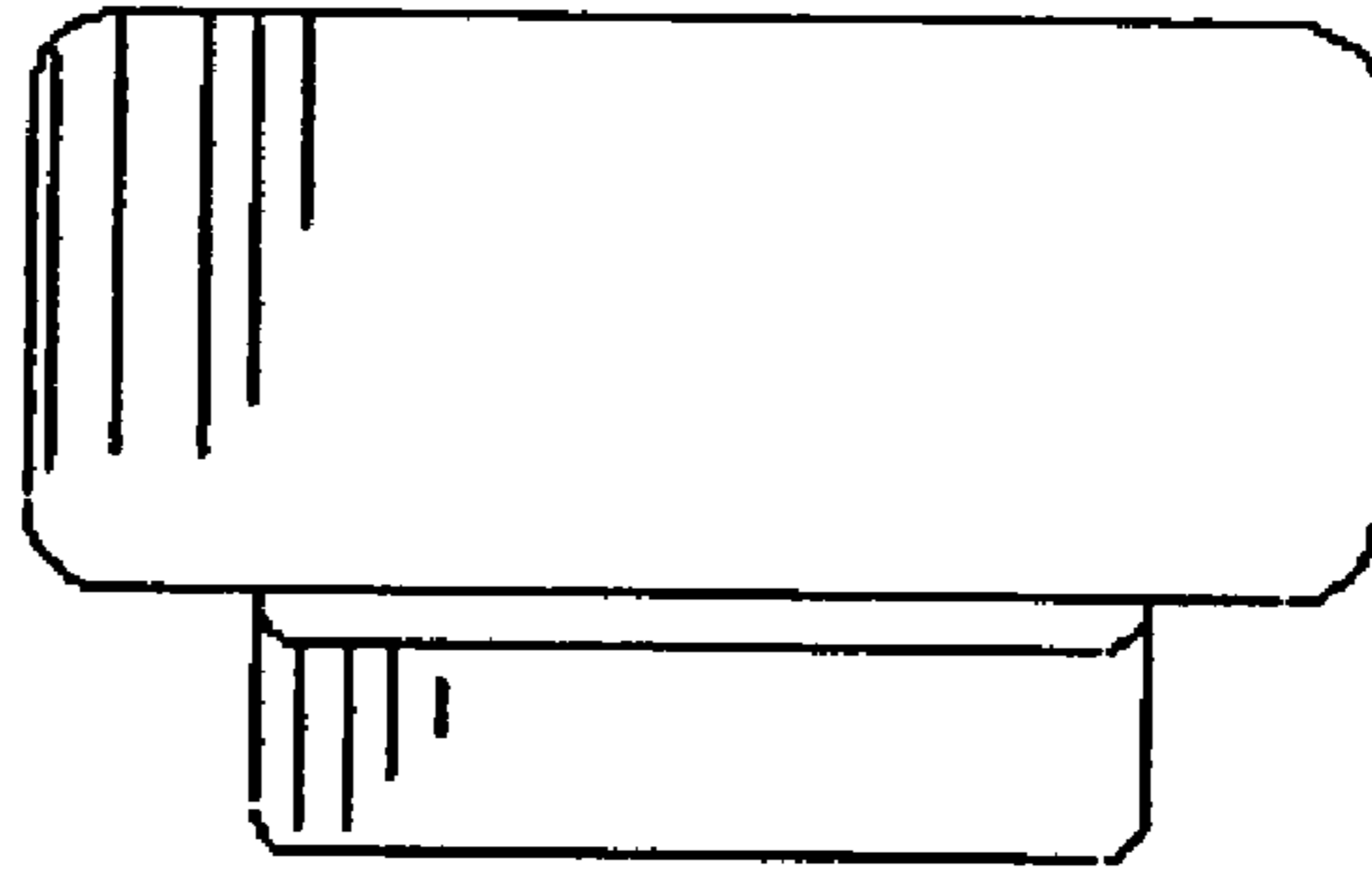


Fig. 5



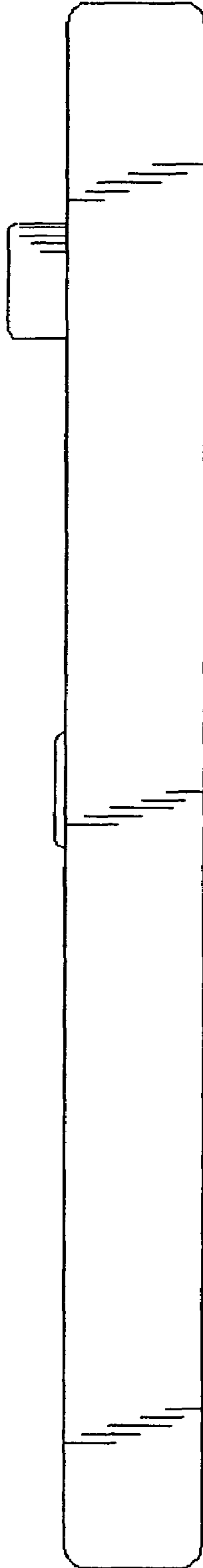


Fig. 6

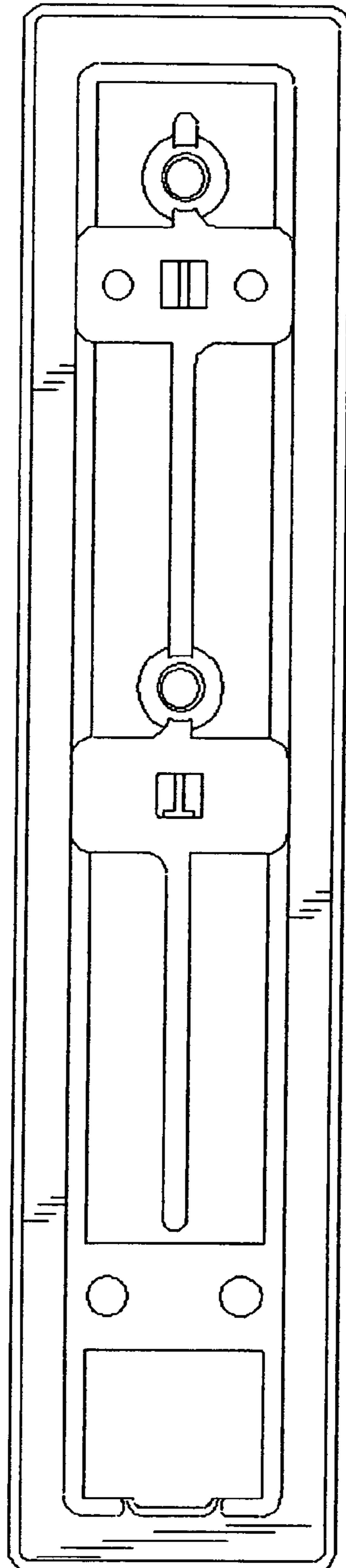


Fig. 7