



US00D564310S

(12) **United States Design Patent**
Zeller et al.

(10) **Patent No.:** **US D564,310 S**
(45) **Date of Patent:** **** Mar. 18, 2008**

(54) **PRUNER**

(75) Inventors: **Karl H. Zeller**, Portland, OR (US);
Linn E. Nelson, Portland, OR (US)

(73) Assignee: **Barnel International, Inc.**, Portland,
OR (US)

(**) Term: **14 Years**

(21) Appl. No.: **29/247,739**

(22) Filed: **Jul. 8, 2006**

(51) **LOC (8) Cl.** **08-01**

(52) **U.S. Cl.** **D8/5**

(58) **Field of Classification Search** D8/4-5,
D8/57; 30/251, 260, 262

See application file for complete search history.

(56) **References Cited**

U.S. PATENT DOCUMENTS

D353,524 S *	12/1994	Her	D8/5
D462,586 S *	9/2002	Halpern et al.	D8/5
D506,906 S *	7/2005	Wu	D8/5
D509,115 S *	9/2005	Wu	D8/5

* cited by examiner

Primary Examiner—Holly H. Baynham

Assistant Examiner—Sheryl Friedman

(74) *Attorney, Agent, or Firm*—James H. Walters

(57) **CLAIM**

We claim the ornamental design for a pruner, as shown and described.

DESCRIPTION

FIG. 1 is a perspective view of the design for a pruner;

FIG. 2 is a front view of the design of FIG. 1;

FIG. 3 is a right side view of the design of FIG. 1;

FIG. 4 is a rear elevational view of the design of FIG. 1;

FIG. 5 is a top view of the design of FIG. 1;

FIG. 6 is a left side view of the design of FIG. 1; and,

FIG. 7 is a bottom view of the design of FIG. 1.

The broken line portions in the drawings are for illustrative purposes and do not form a part of the claimed design.

1 Claim, 7 Drawing Sheets




FIG.1




FIG.2

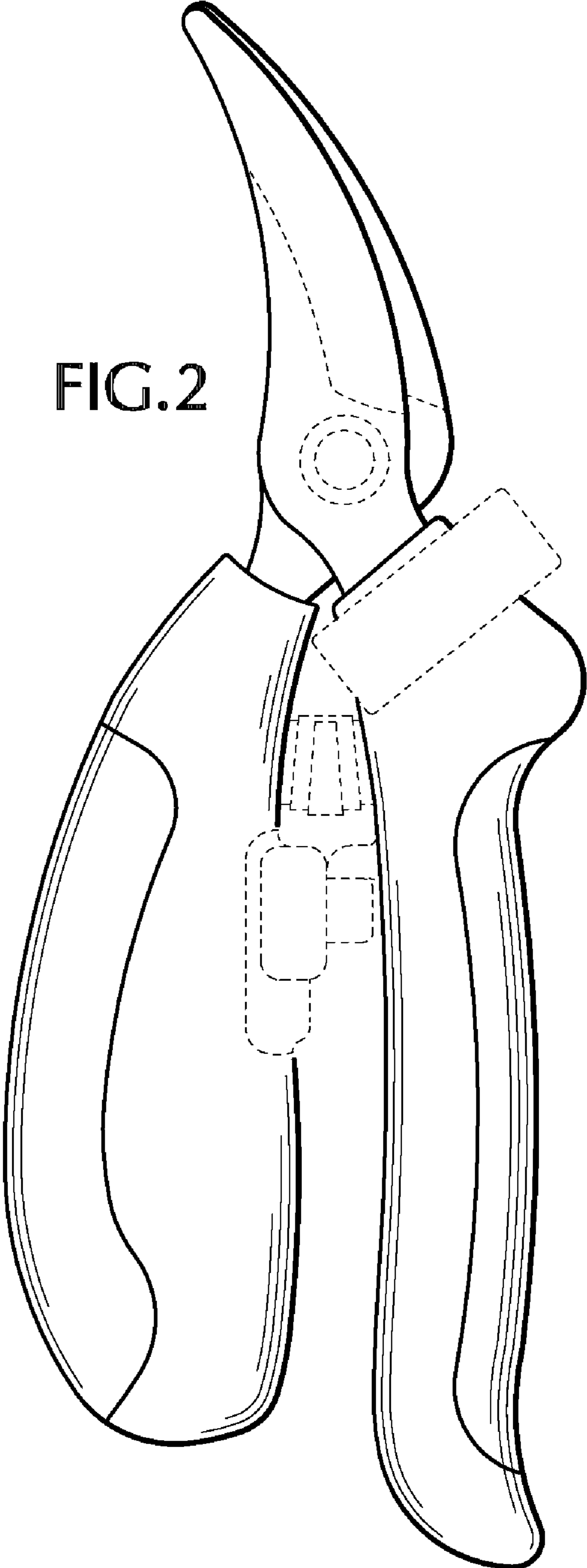
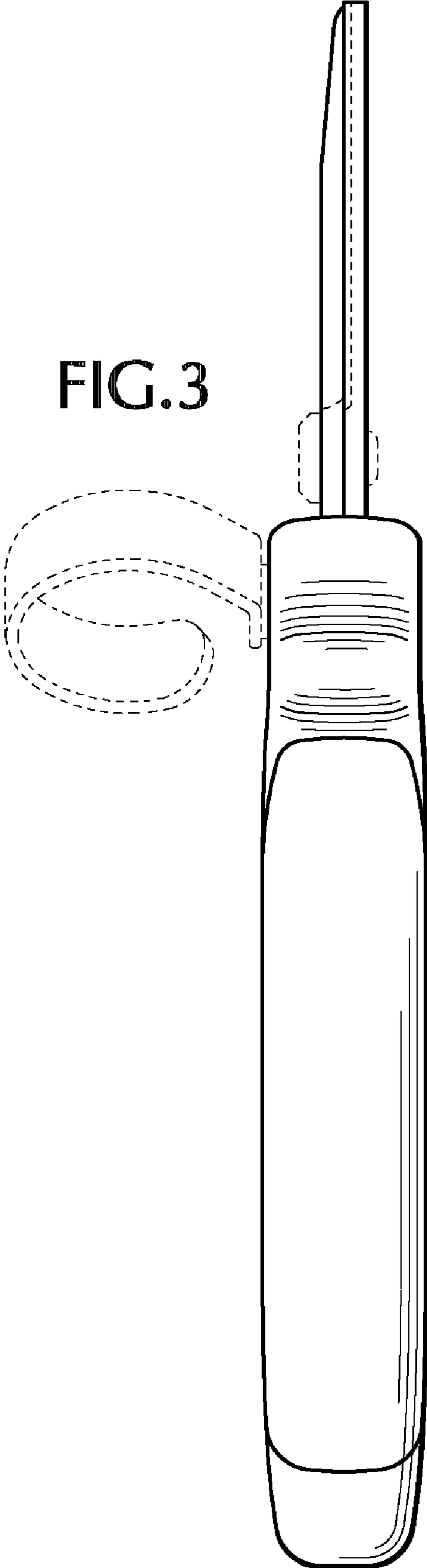
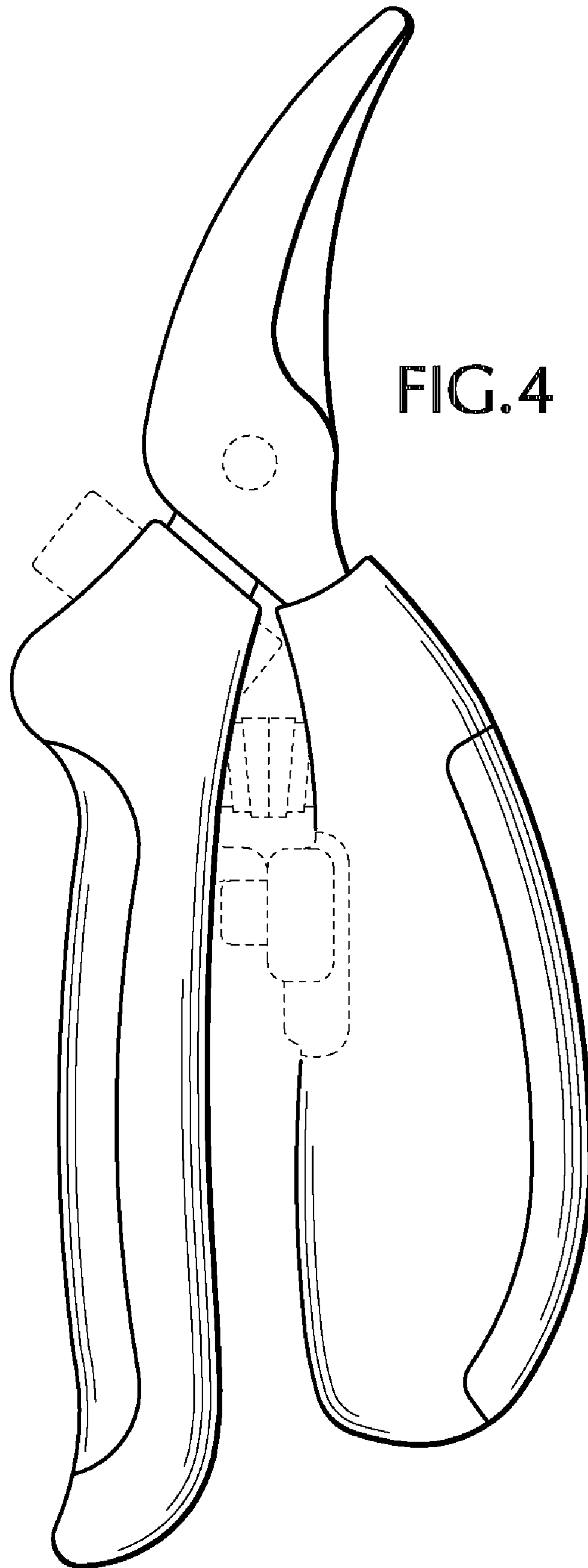


FIG.3





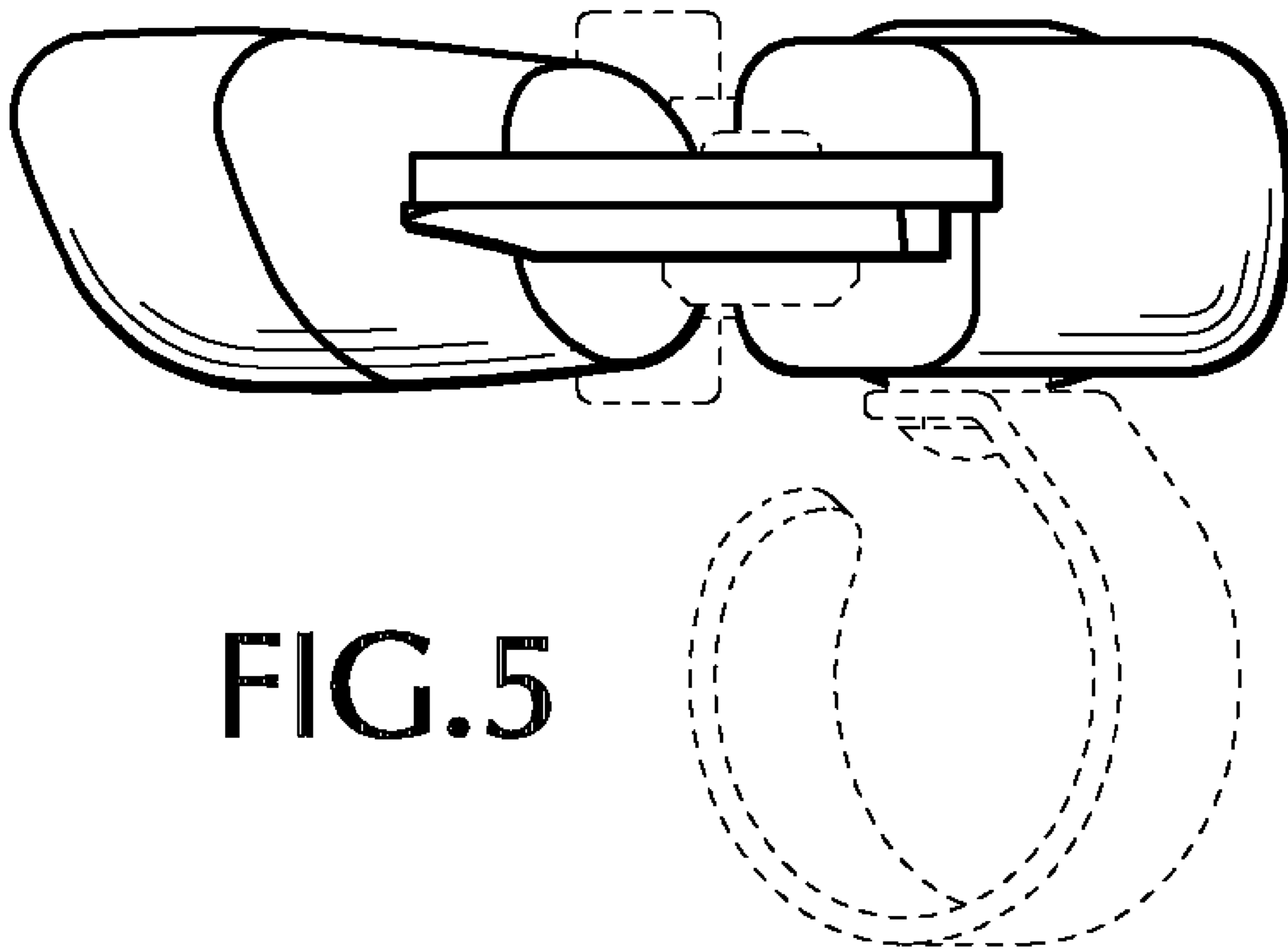


FIG. 5

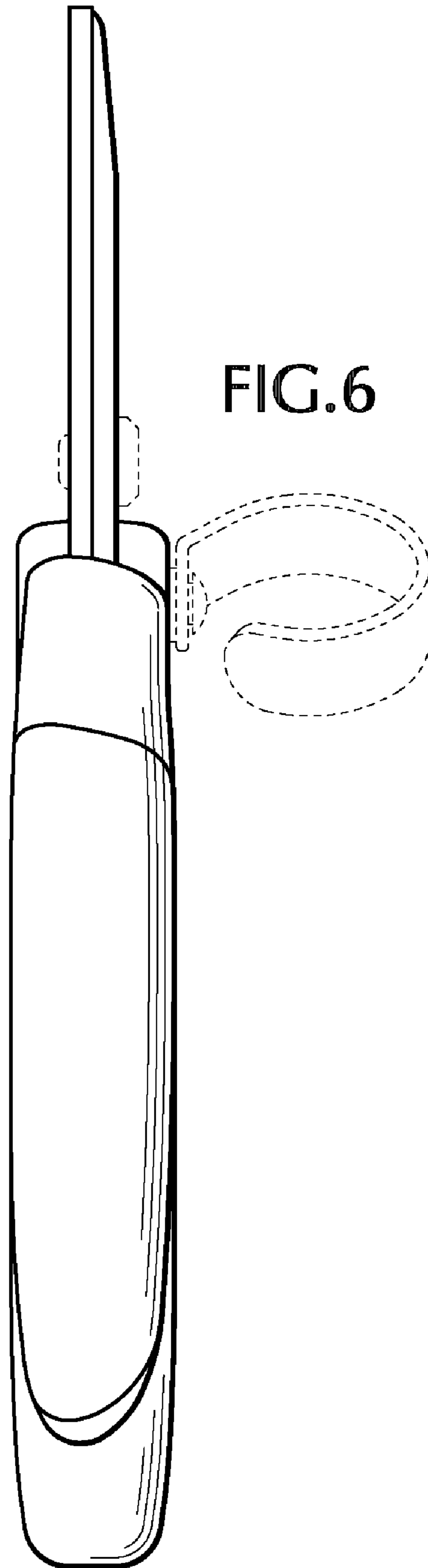


FIG. 6

FIG. 7

