

US00D564306S

(12) **United States Design Patent**
Shane-Schuldt

(10) **Patent No.:** **US D564,306 S**
(45) **Date of Patent:** **** Mar. 18, 2008**

(54) **SPOON**

(75) Inventor: **Diane Shane-Schuldt**, Sherrill, NY
(US)

(73) Assignee: **Oneida, Ltd.**, Oneida, NY (US)

(**) Term: **14 Years**

(21) Appl. No.: **29/292,208**

(22) Filed: **Oct. 3, 2007**

(51) **LOC (8) Cl.** **07-03**

(52) **U.S. Cl.** **D7/653**

(58) **Field of Classification Search** D7/368,
D7/401.2, 642-664, 688-692, 669, 675, 676,
D7/683; 30/137, 141, 142, 340, 147-150,
30/322-329, 342-345; 416/70 R

See application file for complete search history.

(56) **References Cited**

U.S. PATENT DOCUMENTS

D385,755 S *	11/1997	Schuldt	D7/653
D400,060 S *	10/1998	Thompson	D7/653
D411,418 S *	6/1999	Shane-Schuldt	D7/653
D411,719 S *	6/1999	Shane-Schuldt	D7/653
D424,888 S *	5/2000	Shane-Schuldt	D7/653
D447,671 S *	9/2001	Shane-Schuldt	D7/653

D463,957 S *	10/2002	Junko	D7/653
D510,504 S *	10/2005	Shane-Schuldt	D7/653
D545,145 S *	6/2007	Ito	D7/653
D545,641 S *	7/2007	Junko et al.	D7/653

* cited by examiner

Primary Examiner—Caron D. Veynar

Assistant Examiner—Ricky Pham

(74) *Attorney, Agent, or Firm*—Marjama Muldoon Blasiak
& Sullivan LLP

(57) **CLAIM**

The ornamental design for a spoon, as shown and described.

DESCRIPTION

FIG. 1 is a top plan view of a spoon, illustrating my new design;

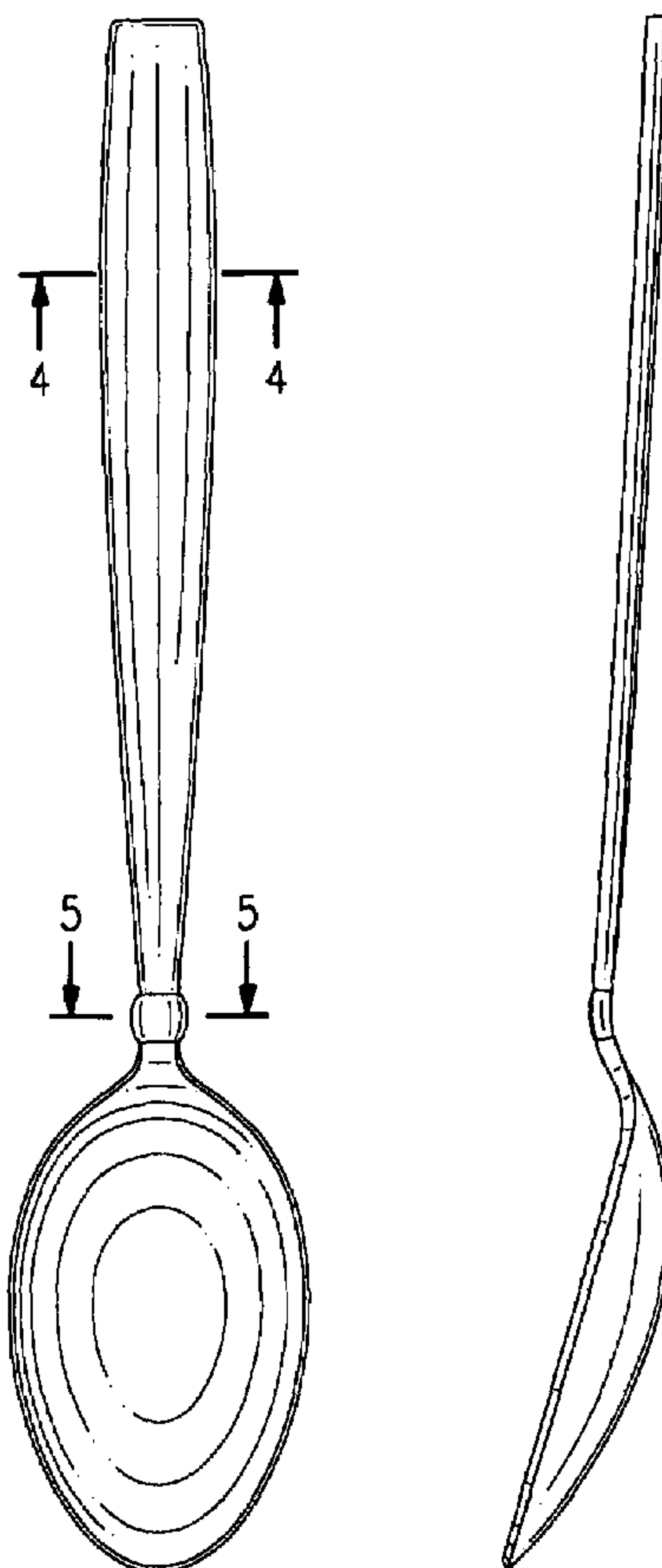
FIG. 2 is a right side view thereof, the left side view being a mirror image;

FIG. 3 is a bottom view thereof,

FIG. 4 is a cross-sectional view taken through line 4—4 of FIG. 1; and,

FIG. 5 is a cross-sectional view taken through line 5—5 of FIG. 1.

1 Claim, 1 Drawing Sheet



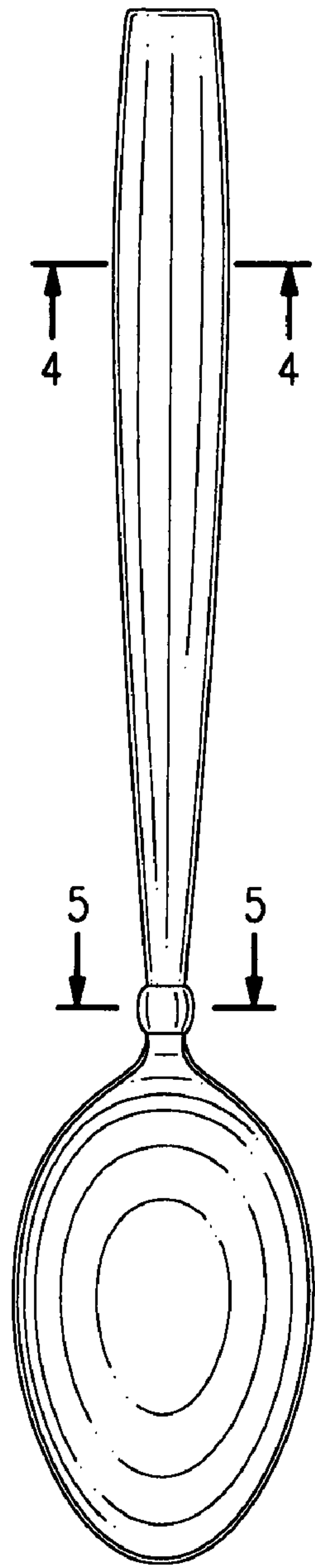


FIG. 1




FIG. 2

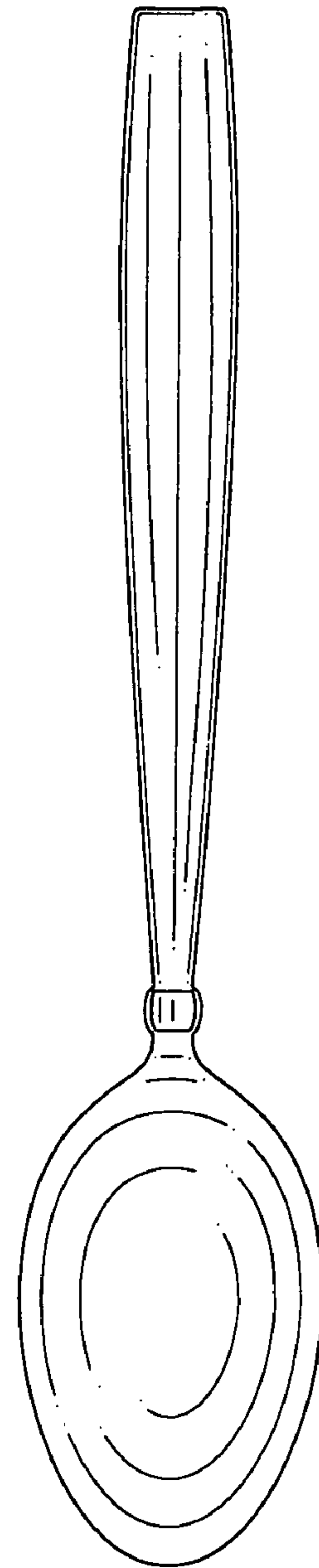


FIG. 3



FIG. 4



FIG. 5