

US00D564291S

(12) **United States Design Patent**
Zemel

(10) **Patent No.:** **US D564,291 S**
(45) **Date of Patent:** **** Mar. 18, 2008**

(54) **BARBECUE IMPLEMENT**
(75) Inventor: **Marc Zemel**, Melville, NY (US)
(73) Assignee: **Mr. Bar-B-Q-, Inc.**, Old Bethpage, NY (US)
(**) Term: **14 Years**
(21) Appl. No.: **29/280,948**
(22) Filed: **Jun. 11, 2007**

D450,532 S 11/2001 Shen
D462,870 S * 9/2002 Jerstroem et al. D7/393
D463,952 S 10/2002 Zemel
D472,099 S * 3/2003 Grove et al. D7/393
D475,585 S * 6/2003 Chen D7/686
D476,535 S 7/2003 Garon
D481,587 S 11/2003 Harris
D518,338 S * 4/2006 Wolf D7/683
D529,333 S 10/2006 Zemel
D535,145 S * 1/2007 Zemel D7/393

(51) **LOC (8) Cl.** **07-02**
(52) **U.S. Cl.** **D7/393**
(58) **Field of Classification Search** D7/393-395,
D7/683-687, 688; D8/4, 39, 52, 107, 300;
294/3, 8.5, 11, 16, 99.1-99.2, 119; 16/430
See application file for complete search history.

* cited by examiner

Primary Examiner—Holly H. Baynham
Assistant Examiner—Cynthia M. Chin
(74) *Attorney, Agent, or Firm*—Seth Natter; Natter & Natter

(56) **References Cited**

U.S. PATENT DOCUMENTS

D149,464 S 5/1948 Adler
3,270,368 A 9/1966 Cook
D253,511 S 11/1979 Bogosian
5,206,998 A 5/1993 Oriente
D351,329 S 10/1994 Harris
D356,021 S * 3/1995 Hull et al. D8/107
5,440,784 A * 8/1995 Hull et al. 16/430
D362,588 S 9/1995 Cohen
D362,589 S 9/1995 Cohen
D381,556 S 7/1997 Cohen
D384,279 S 9/1997 Hepworth
D419,825 S 2/2000 Derington
D426,136 S 6/2000 Yu
D431,974 S * 10/2000 Hay D7/686

(57) **CLAIM**

The ornamental design for a barbecue implement, as shown and described.

DESCRIPTION

FIG. 1 is a perspective view of a barbecue implement showing my new design;
FIG. 2 is a left side elevational view thereof;
FIG. 3 is a right side elevational view thereof;
FIG. 4 is a front elevational view thereof;
FIG. 5 is a top plan view thereof; and,
FIG. 6 is a bottom view thereof.
The broken lines are for illustrative purposes only and form no part of the claimed design.

1 Claim, 2 Drawing Sheets

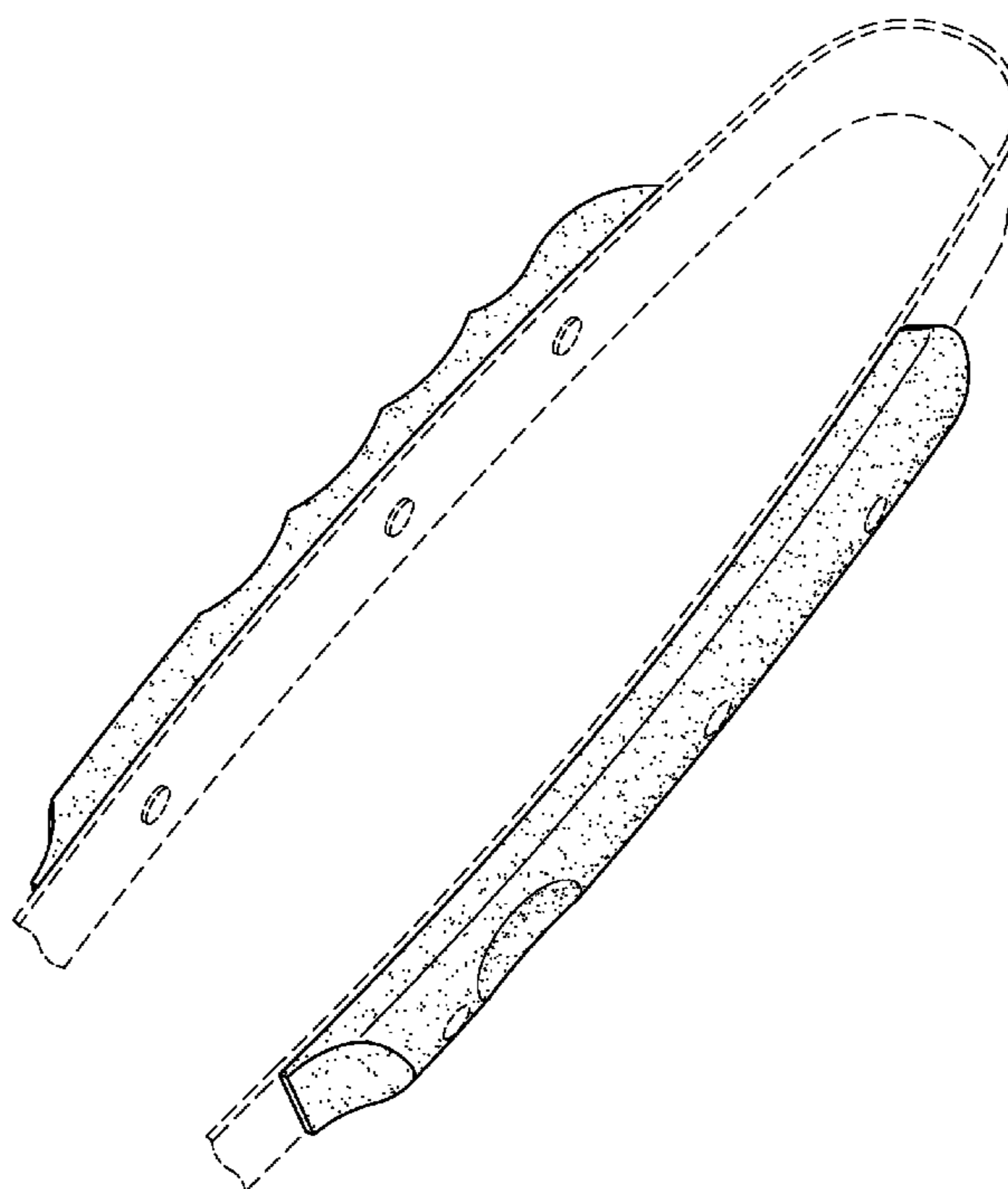


Fig. 1

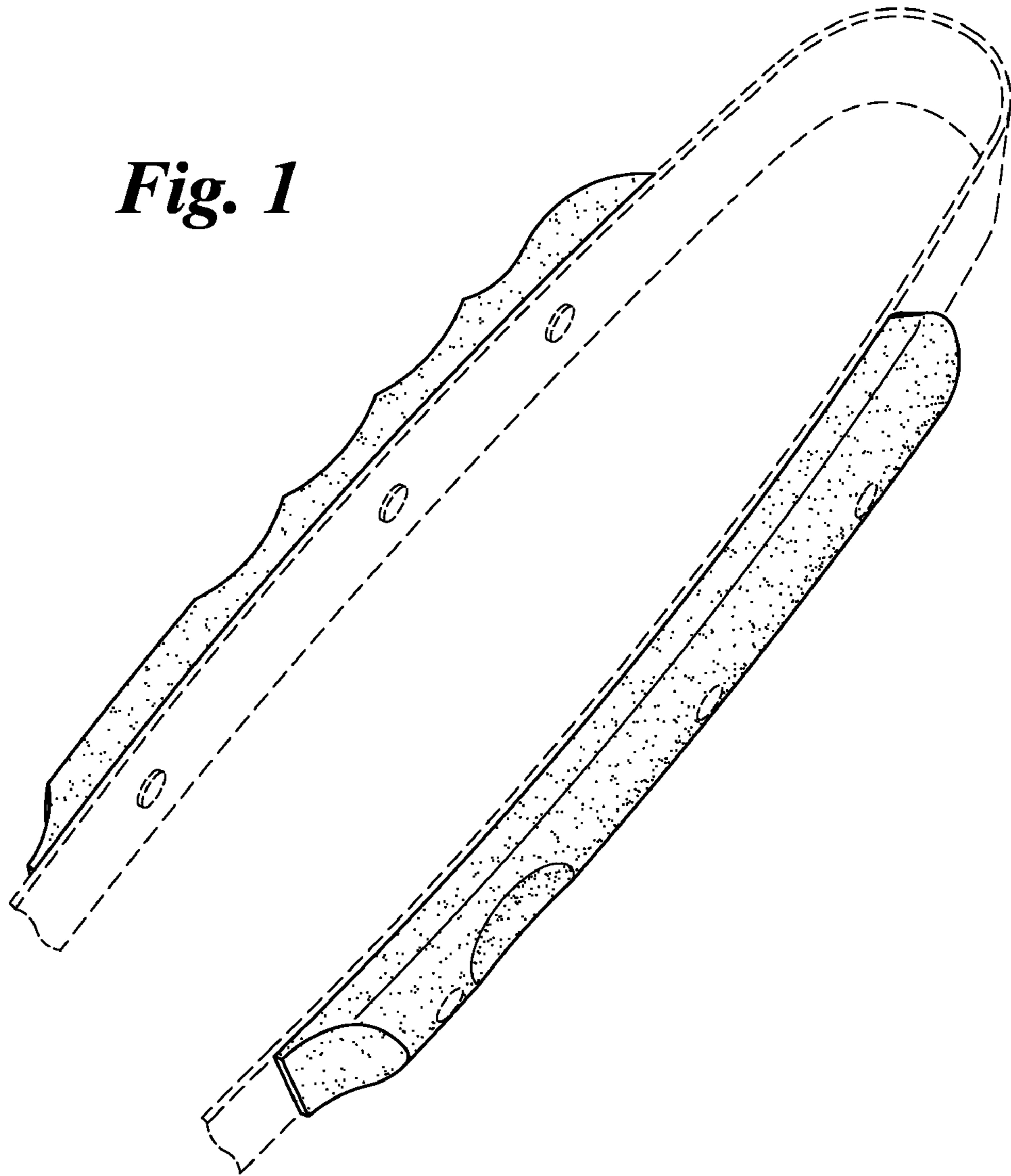


Fig. 5



Fig. 6



Fig. 4

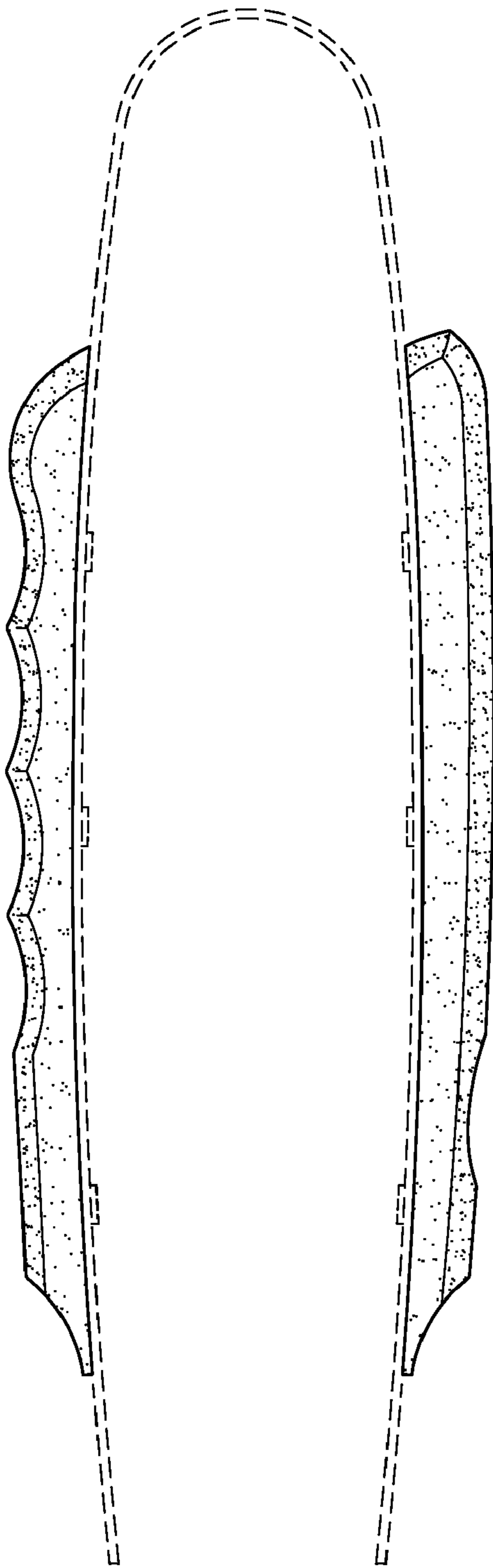


Fig. 2

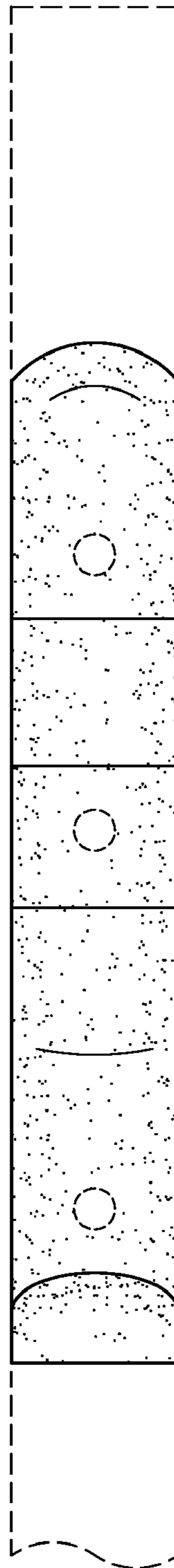


Fig. 3

