

US00D564279S

(12) **United States Design Patent**  
**Hodges**

(10) **Patent No.:** **US D564,279 S**

(45) **Date of Patent:** **\*\* Mar. 18, 2008**

(54) **BEVERAGE DISPENSER**

(75) Inventor: **Kevin Hodges**, Leicestershire (GB)

(73) Assignee: **Societe des Produits Nestle S.A.**,  
Vevey (CH)

(\*\*) Term: **14 Years**

(21) Appl. No.: **29/248,669**

(22) Filed: **Aug. 28, 2006**

(30) **Foreign Application Priority Data**

Mar. 8, 2006 (CH) ..... 132726

(51) **LOC (8) Cl.** ..... **07-01**

(52) **U.S. Cl.** ..... **D7/307; D7/308; D7/311**

(58) **Field of Classification Search** ..... D7/309-311,  
D7/305-308, 300; 99/294, 288, 280, 295,  
99/323.3; 222/146.6, 129.3; D15/82

See application file for complete search history.

(56) **References Cited**

**U.S. PATENT DOCUMENTS**

4,658,872 A \* 4/1987 Ellis ..... 141/311 R

D298,504 S \* 11/1988 Frech ..... D7/308

D309,842 S \* 8/1990 Frech ..... D7/308

D360,331 S \* 7/1995 McNeill ..... D7/305

D461,991 S \* 8/2002 Cunha et al. .... D7/307

\* cited by examiner

*Primary Examiner*—Marianne Pandozzi

(74) *Attorney, Agent, or Firm*—Bell, Boyd & Lloyd LLP

(57) **CLAIM**

The ornamental design for a beverage dispenser, as shown and described.

**DESCRIPTION**

FIG. 1 is a front perspective view of the beverage dispenser; FIG. 2 is a front view of the beverage dispenser of FIG. 1; FIG. 3 is a right side view of the beverage dispenser of FIG. 1; FIG. 4 is a left side view of the beverage dispenser of FIG. 1; FIG. 5 is a top view of the beverage dispenser of FIG. 1; and, FIG. 6 is a bottom view of the beverage dispenser of FIG. 1.

**1 Claim, 6 Drawing Sheets**




FIG. 1




FIG. 2




FIG. 3

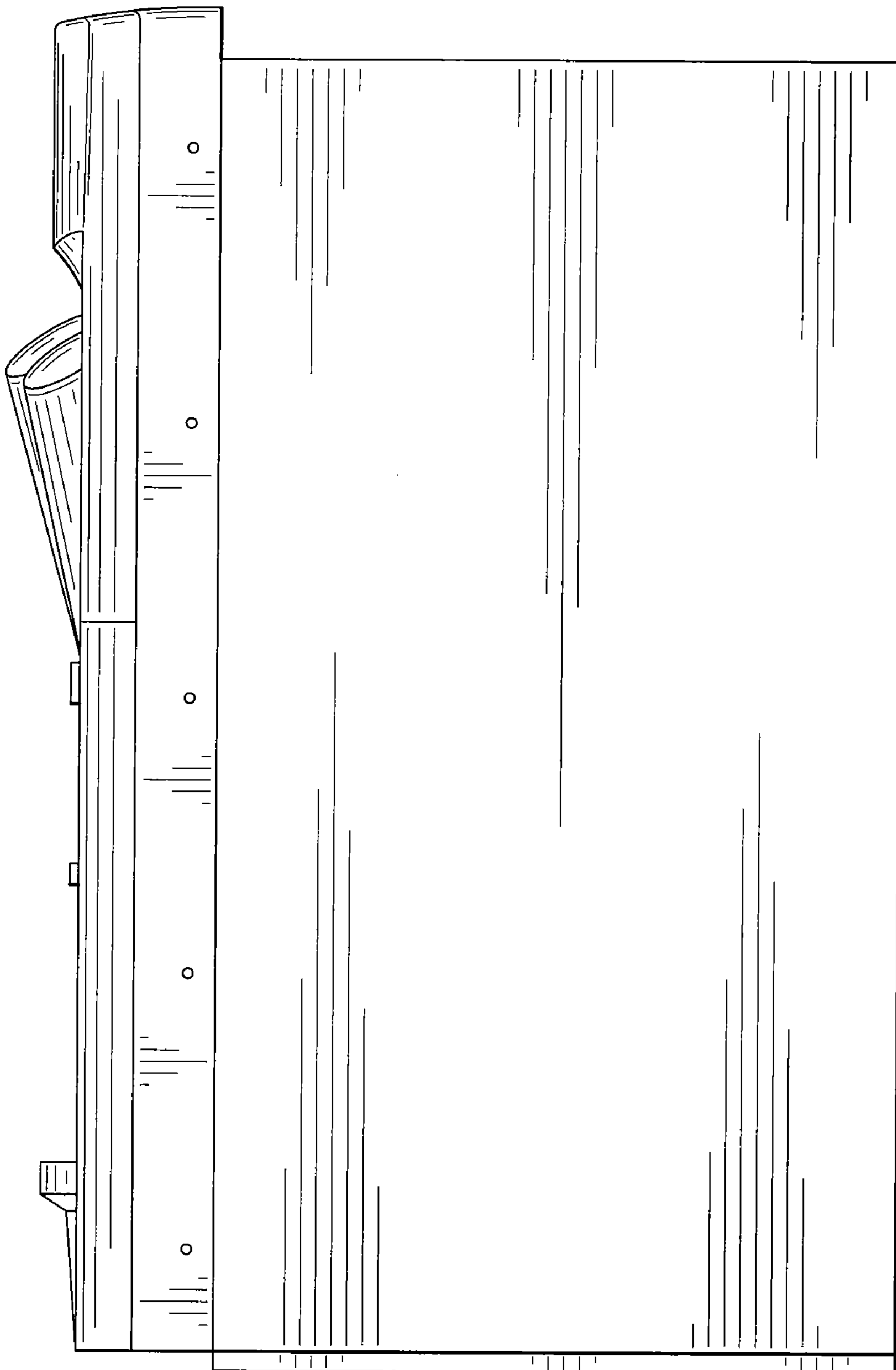
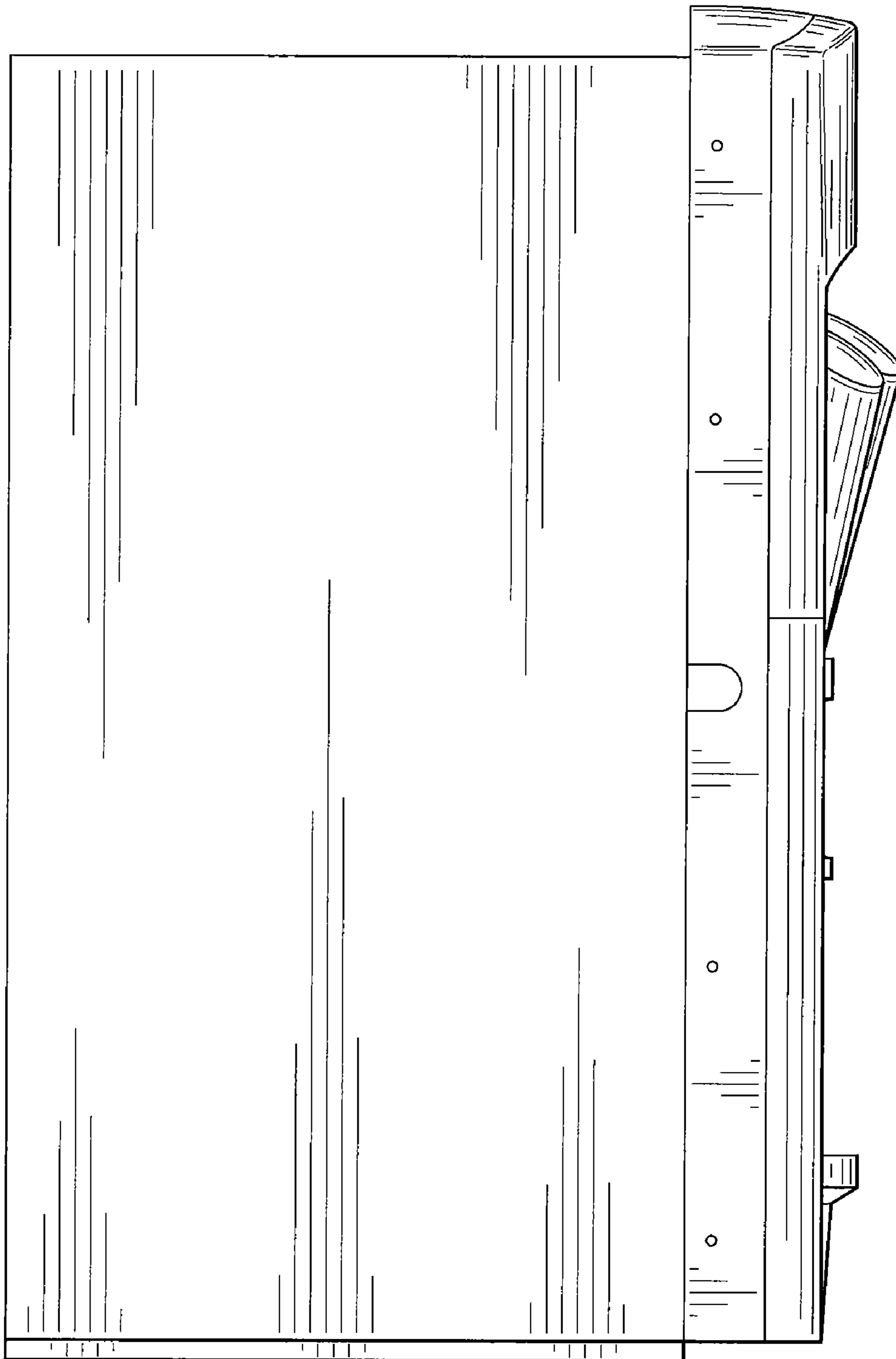



FIG. 4



# FIG. 5



# FIG. 6

