

US00D564274S

(12) **United States Design Patent**
Tomic et al.

(10) **Patent No.: US D564,274 S**
(45) **Date of Patent: ** Mar. 18, 2008**

(54) **RECESSED FRAME FOR MOUNTING DISPENSERS**

(75) Inventors: **Dejan Tomic**, Gothenburg (SE); **Kent Zeiron**, Gothenburg (SE)

(73) Assignee: **SCA Hygiene Products AB**, Gothenburg (SE)

(**) Term: **14 Years**

(21) Appl. No.: **29/274,184**

(22) Filed: **Apr. 3, 2007**

(30) **Foreign Application Priority Data**

Oct. 3, 2006 (EM) 000598701-0001/0005

(51) **LOC (8) Cl.** **23-02**

(52) **U.S. Cl.** **D6/545**

(58) **Field of Classification Search** D6/524,
D6/540-545, 567, 553, 574; 222/92, 105,
222/173, 180; 221/282-283; 206/77.1;
312/242

See application file for complete search history.

(56) **References Cited**

U.S. PATENT DOCUMENTS

D385,447 S * 10/1997 Foster D6/545

D396,161 S * 7/1998 Coglin D6/570
D396,163 S * 7/1998 Mutti D6/570
D418,344 S * 1/2000 De Winter D6/545
D463,186 S * 9/2002 Sorensen D6/545
D530,125 S * 10/2006 Vignot D6/545
D537,667 S * 3/2007 van Haperen et al. D6/545

* cited by examiner

Primary Examiner—Brian N Vinson

(74) *Attorney, Agent, or Firm*—Young & Thompson

(57) **CLAIM**

The ornamental design for a recessed frame for mounting dispensers, as shown.

DESCRIPTION

FIG. 1 is a top, front and side perspective view of a recessed frame for mounting dispensers, showing our new design;

FIG. 2 is a front elevational view thereof;

FIG. 3 is a view thereof from the right of FIG. 2;


FIG. 4 is a view thereof from the left of FIG. 2;

FIG. 5 is a top plan view thereof;

FIG. 6 is a rear elevational view thereof; and,

FIG. 7 is a view thereof from the bottom of FIG. 2.

1 Claim, 7 Drawing Sheets



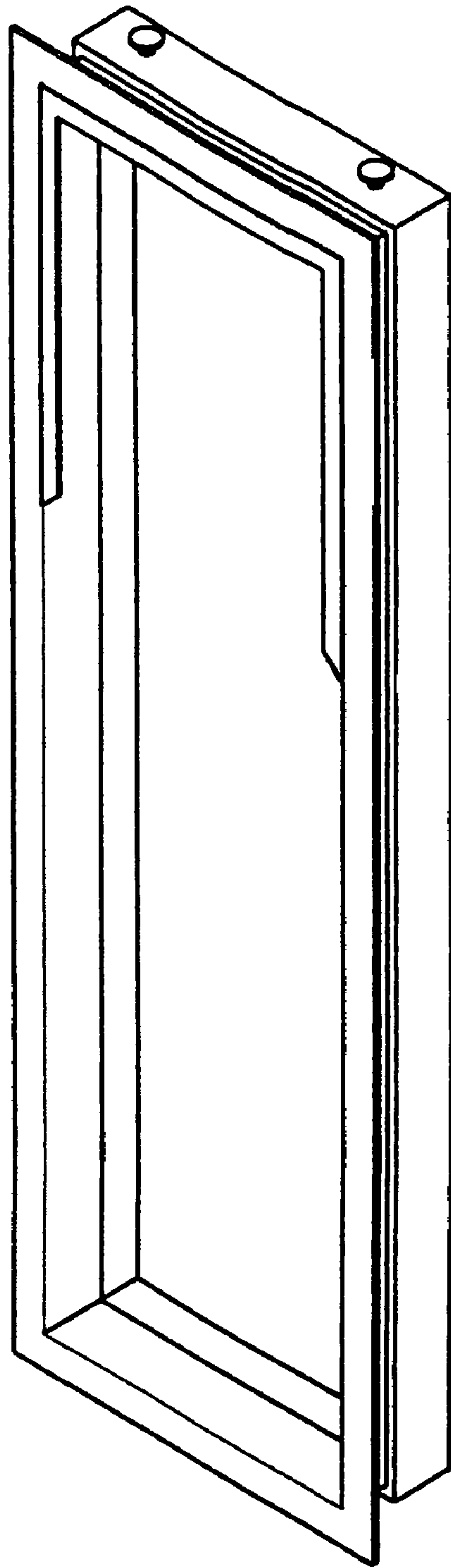


FIG. 1




FIG. 2



FIG. 3



FIG. 4




FIG. 5




FIG. 6




FIG. 7