

US00D564249S

(12) **United States Design Patent**
Kriess

(10) **Patent No.:** **US D564,249 S**
(45) **Date of Patent:** **** Mar. 18, 2008**

(54) **CHAIR**

(75) Inventor: **Michael Kriess**, San Diego, CA (US)

(73) Assignee: **Kreiss Enterprises, Inc.**, San Diego, CA (US)

(**) Term: **14 Years**

(21) Appl. No.: **29/284,297**

(22) Filed: **Sep. 5, 2007**

(51) **LOC (8) Cl.** **06-01**

(52) **U.S. Cl.** **D6/379**

(58) **Field of Classification Search** D6/334,
D6/335, 336, 374, 375, 379, 380, 500, 501,
D6/502; 297/445.1, 446.1, 411.42, 411.43
See application file for complete search history.

(56) **References Cited**

U.S. PATENT DOCUMENTS

D335,587 S *	5/1993	Backer	D6/379
D437,138 S *	2/2001	Ricchio, Jr.	D6/379
D492,497 S *	7/2004	Domack	D6/379
D520,256 S *	5/2006	King	D6/374

D543,375 S * 5/2007 Everson et al. D6/380

* cited by examiner

Primary Examiner—Mimosa De

(74) *Attorney, Agent, or Firm*—Kleinberg & Lerner, LLP;
Marvin H. Kleinberg

(57) **CLAIM**

The ornamental design for a chair, as shown and described.

DESCRIPTION

FIG. 1 is a front perspective view of the chair of the present invention;

FIG. 2 is a front elevational view of the chair of FIG. 1;

FIG. 3 is a side elevational view of the chair of FIG. 1;

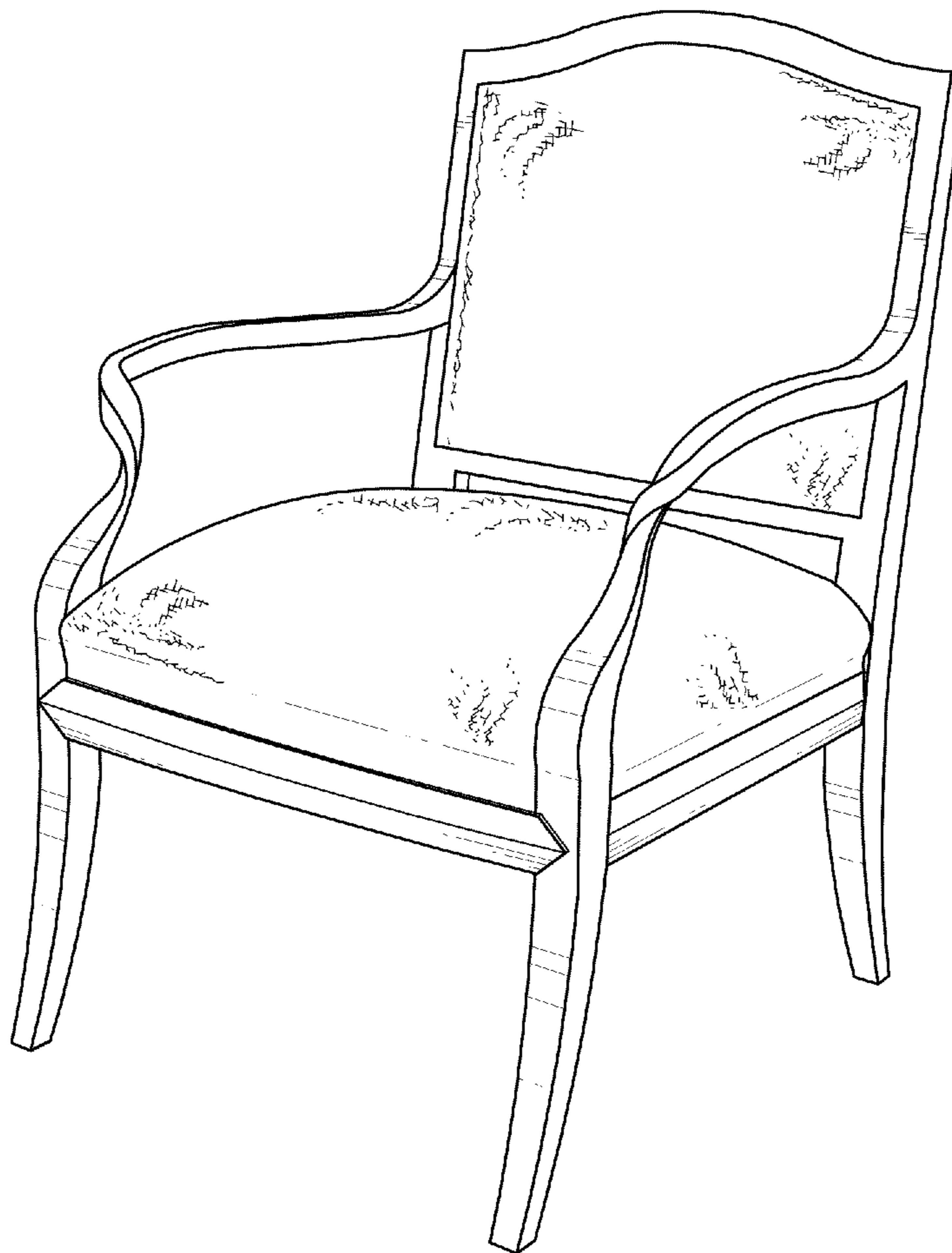
FIG. 4 is a back view of the chair of FIG. 1;

FIG. 5 is a top view of the chair of FIG. 1; and,

FIG. 6 is a bottom view of the chair of FIG. 1.

The chair of the present invention is symmetrical about a longitudinal axis and the left and right side views are mirror images.

1 Claim, 6 Drawing Sheets






FIG. 1




FIG. 2

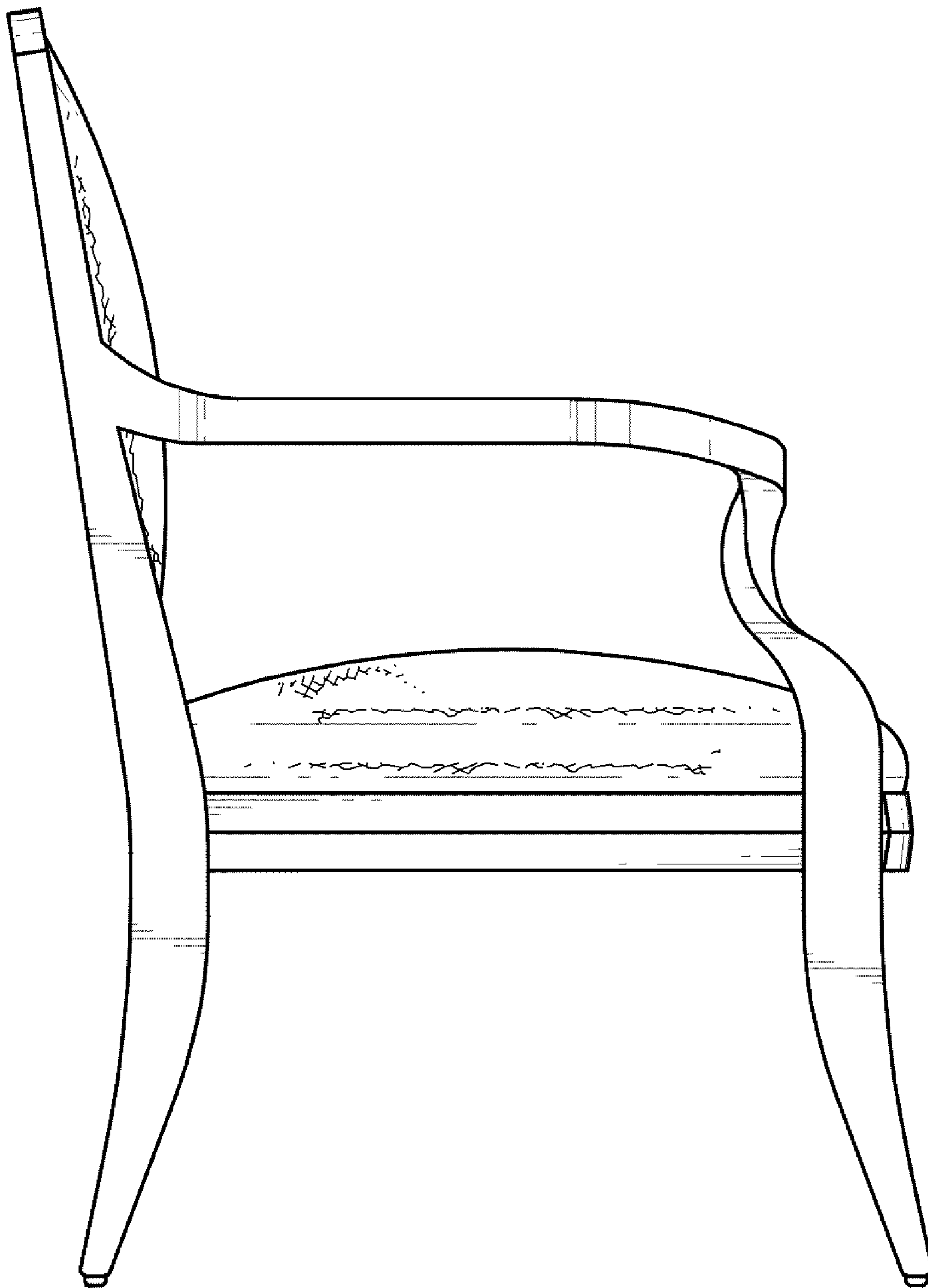


FIG. 3

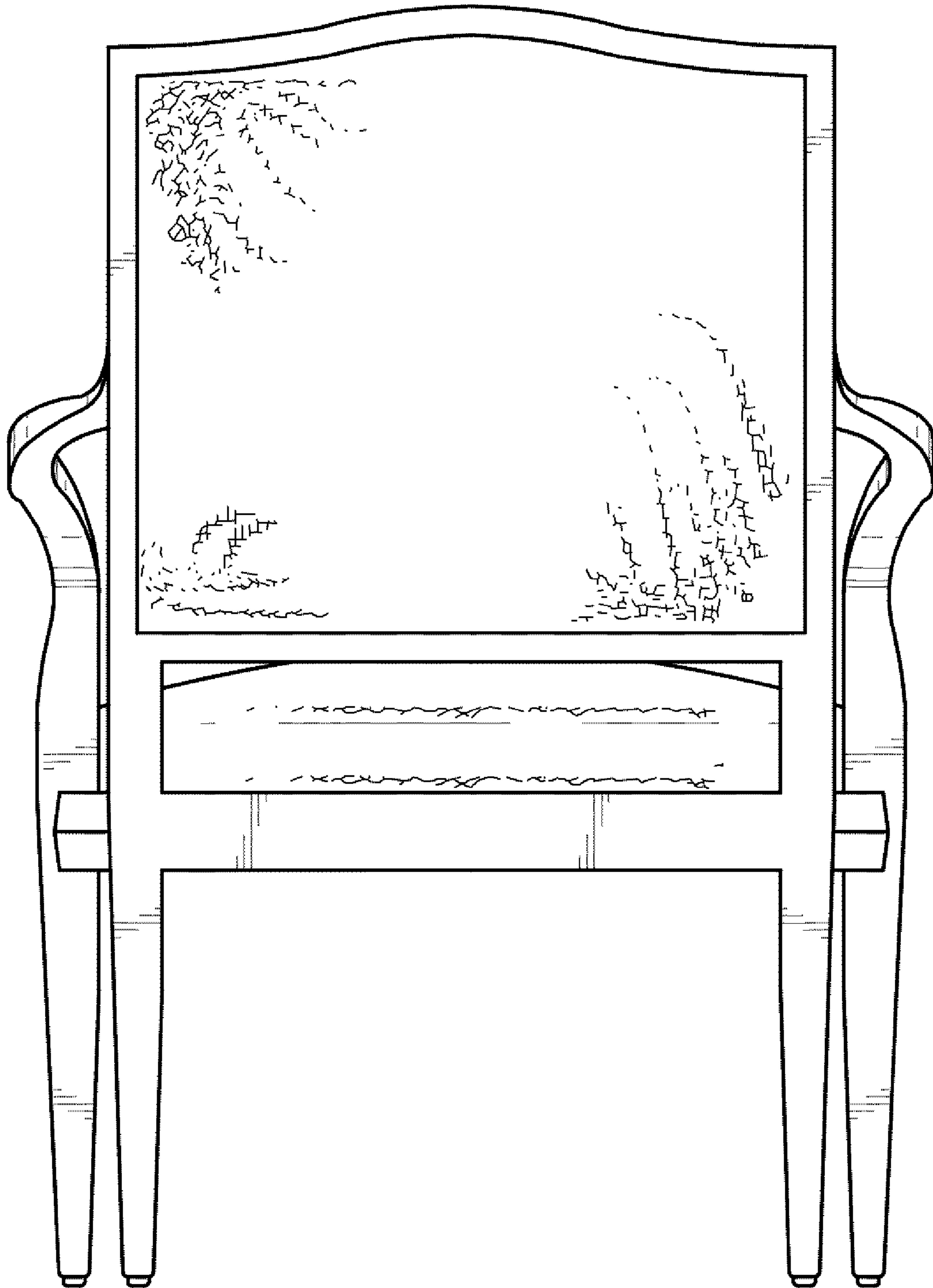


FIG. 4




FIG. 5

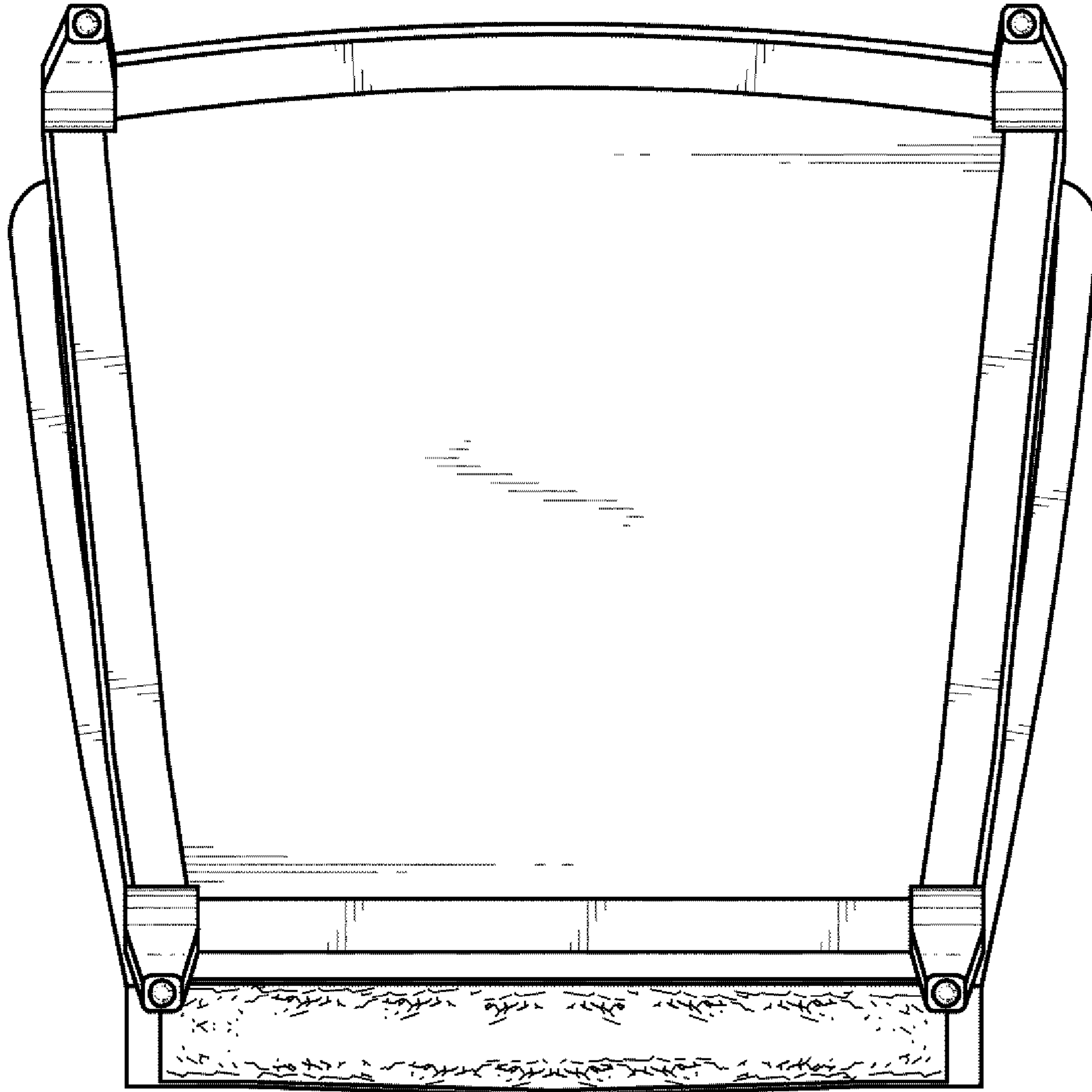


FIG. 6