



US00D564233S

(12) **United States Design Patent**
Dumler et al.

(10) **Patent No.:** **US D564,233 S**
(45) **Date of Patent:** **** Mar. 18, 2008**

(54) **MASCARA BRUSH**

(75) Inventors: **Norbert Dumler**, Ansbach (DE);
Daniela Kulik, Feuchtwangen (DE)

(73) Assignee: **Geka Brush GmbH**, Bechhofen (DE)

(**) Term: **14 Years**

(21) Appl. No.: **29/285,013**

(22) Filed: **Mar. 20, 2007**

(30) **Foreign Application Priority Data**

Sep. 20, 2006 (EM) 000591243-0001

(51) **LOC (8) Cl.** **04-02**

(52) **U.S. Cl.** **D4/128; D4/136**

(58) **Field of Classification Search** D4/128,
D4/136; D28/7; 15/27, 188; 132/216, 218,
132/317, 320; 401/122, 126, 127, 129

See application file for complete search history.

(56) **References Cited**

U.S. PATENT DOCUMENTS

4,635,659 A * 1/1987 Spatz 132/218
6,616,366 B1 * 9/2003 Weihrauch 401/286
2005/0034740 A1 * 2/2005 Eckers et al. 132/218
2006/0260633 A1 * 11/2006 Wyatt et al. 132/218

OTHER PUBLICATIONS

EU 386388-0025 Industrial Design Application, (Geka Brush GMBH) Nov. 1, 2005, [online], [retrieved on Oct. 12, 2007]

Retrieved from the OAMI Database of the Office of Harmonization in the Internal Market using the Internet <URL: <http://oami.europa.eu>>.*

EU 623202-0021 Industrial Design Application, (Alcan Packaging Beauty Services) Dec. 12, 2006, [online], [retrieved on Oct. 12, 2007] Retrieved from the OAMI Database of the Office for Harmonization in the Internal Market using the Internet <URL: <http://oami.europa.eu>>.*

* cited by examiner

Primary Examiner—Cathron Brooks

Assistant Examiner—Lavone D. Tabor

(74) *Attorney, Agent, or Firm*—Browdy and Neimark, PLLC

(57) **CLAIM**

The ornamental design for a mascara brush, as shown and described.

DESCRIPTION

FIG. 1 is a perspective view of mascara brush, showing our new design;

FIG. 2 is a rear view thereof;

FIG. 3 is a front view thereof;


FIG. 4 is a lateral view (right side)thereof;

FIG. 5 is a lateral view (left side)thereof;

FIG. 6 is a top view thereof; and,

FIG. 7 is a bottom view thereof.

1 Claim, 4 Drawing Sheets



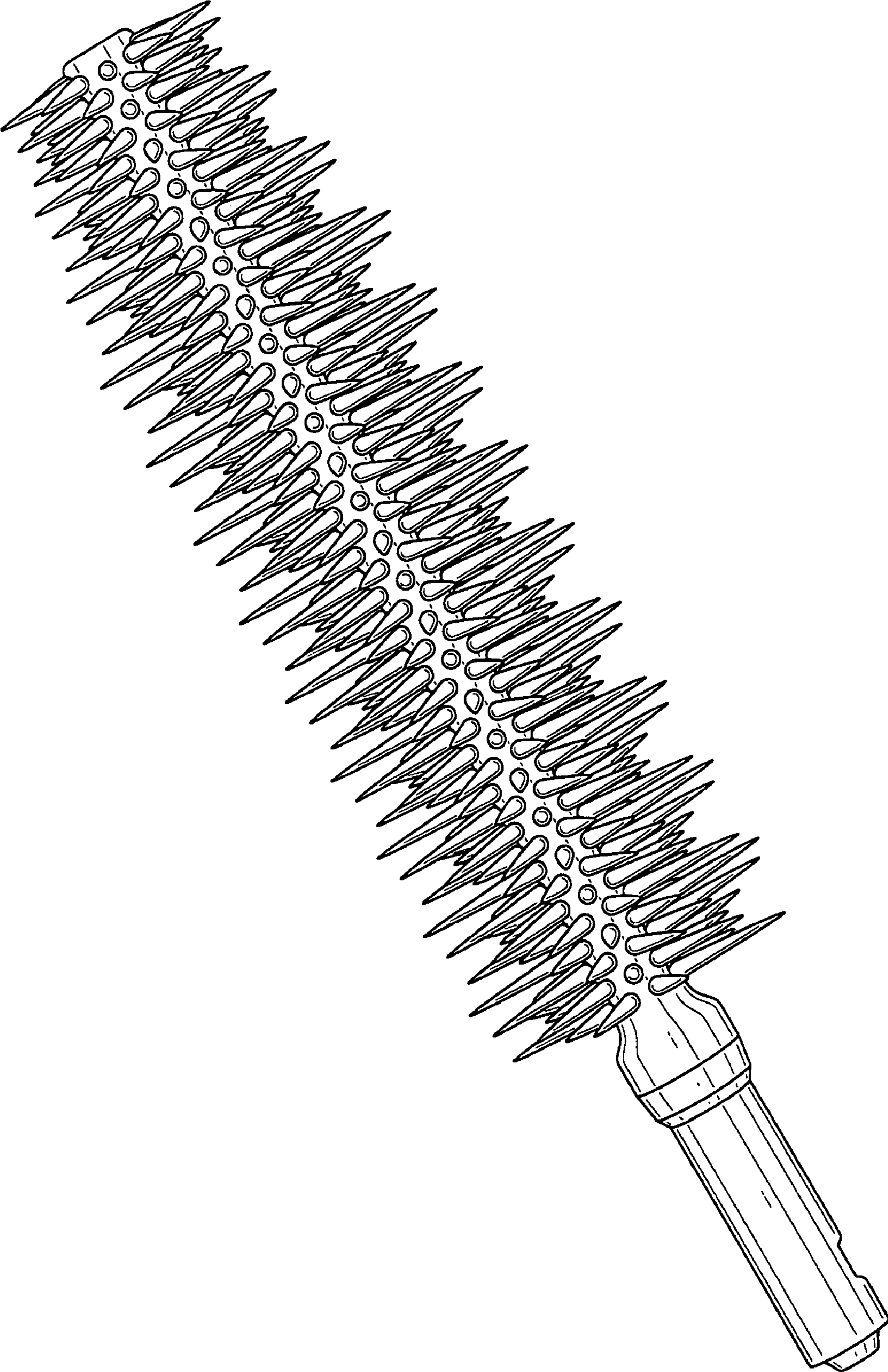


FIG. 1

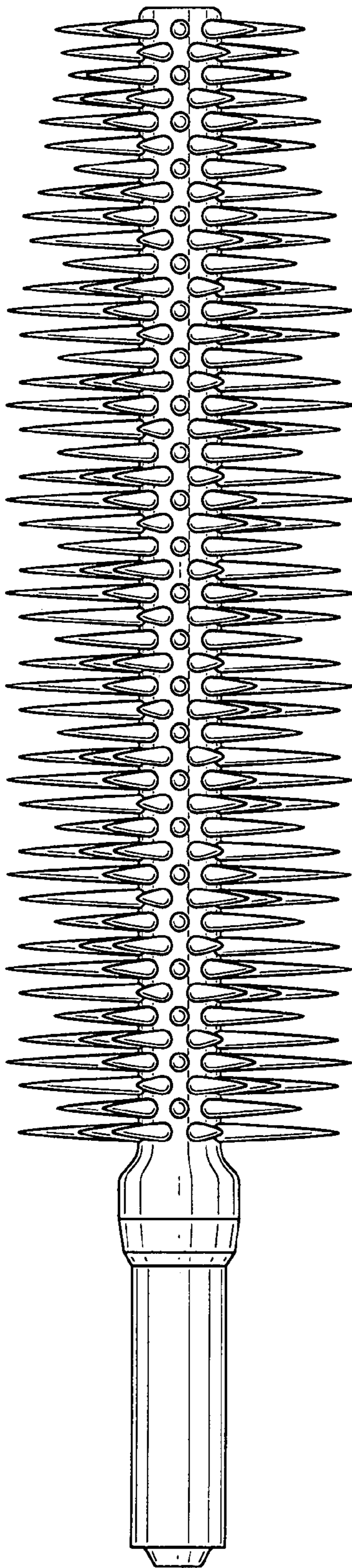


FIG. 2

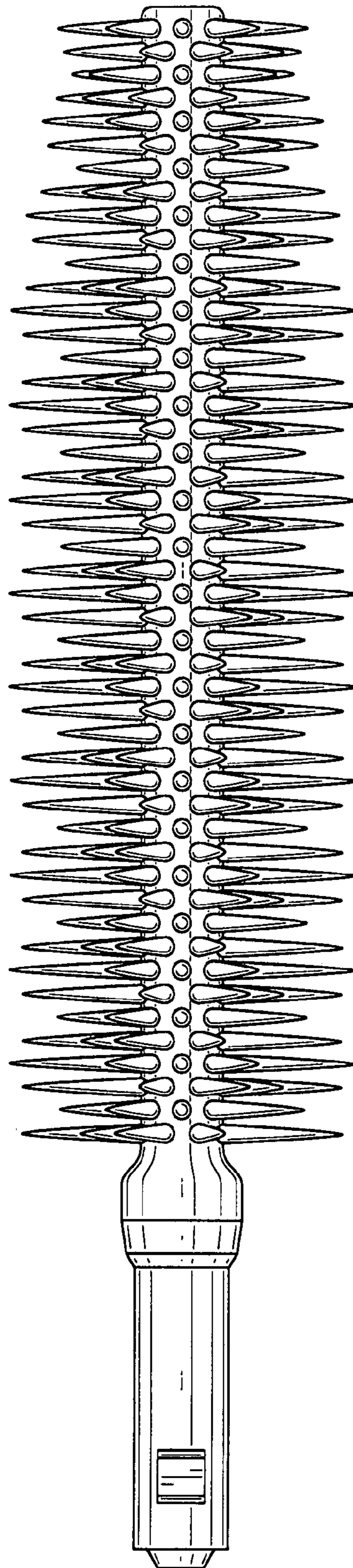


FIG. 3

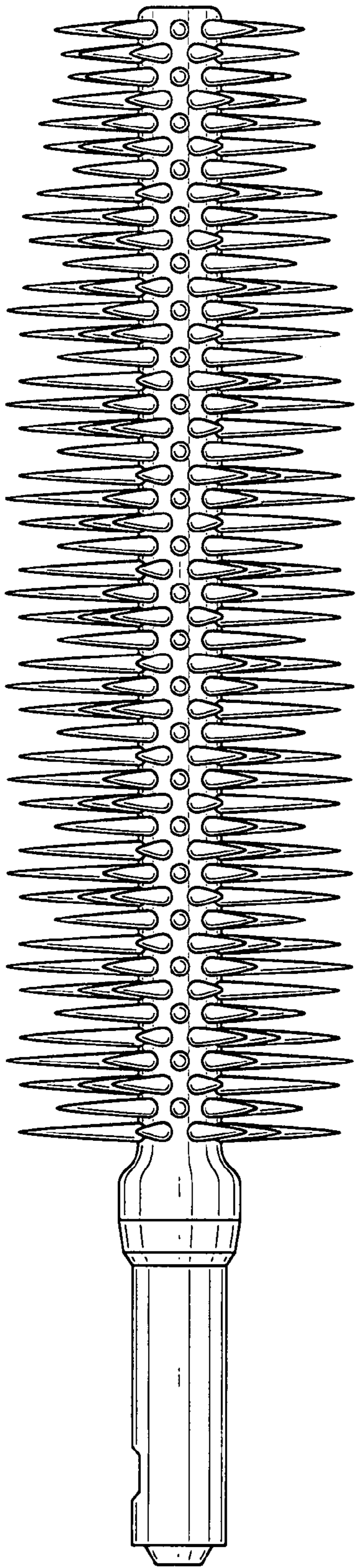


FIG. 4

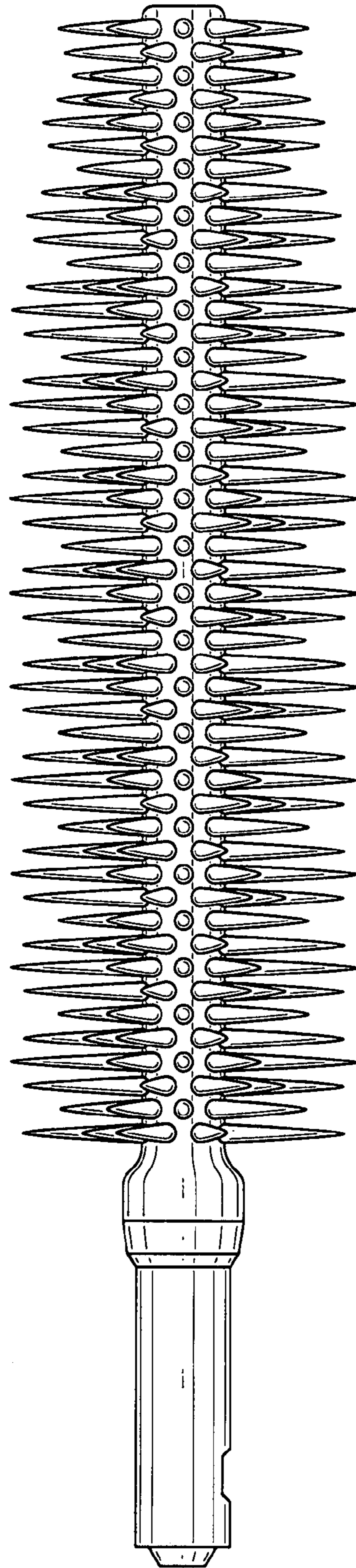


FIG. 5




FIG. 6




FIG. 7