

US00D564211S

(12) **United States Design Patent**  
**Swartz et al.**

(10) **Patent No.:** **US D564,211 S**  
(45) **Date of Patent:** **\*\* Mar. 18, 2008**

(54) **POCKET DEVICE WITH OVOID SHAPE**

D498,047 S \* 11/2004 Giaquinto ..... D3/226

(75) Inventors: **John R. Swartz**, Ridgewood, NJ (US);  
**Aaron Lown**, Tuxedo, NY (US)

\* cited by examiner

*Primary Examiner*—Catherine R Oliver

(73) Assignee: **Built NY, Inc.**, New York, NY (US)

(74) *Attorney, Agent, or Firm*—Lackebach Siegel LLP

(\*\*) Term: **14 Years**

(57) **CLAIM**

(21) Appl. No.: **29/249,149**

The ornamental design for a pocket device with ovoid shape design, as shown and described.

(22) Filed: **Sep. 22, 2006**

**DESCRIPTION**

(51) **LOC (8) Cl.** ..... **03-01**

(52) **U.S. Cl.** ..... **D3/201**

(58) **Field of Classification Search** ..... D3/201,  
D3/236, 202, 205, 215, 219, 221, 226, 225,  
D3/228, 232, 233, 263–266; 224/240, 245,  
224/673–674, 681, 677, 684; 150/100, 110,  
150/107; 190/190, 900

See application file for complete search history.

FIG. 1 is a front view of one embodiment of the present invention.

FIG. 2 is a top view of the embodiment shown in FIG. 1.

FIG. 3 is a right side view of the embodiment shown in FIG. 1.

FIG. 4 is a rear view of the embodiment shown in FIG. 1; and,

FIG. 5 is a bottom view of the embodiment shown in FIG. 1.

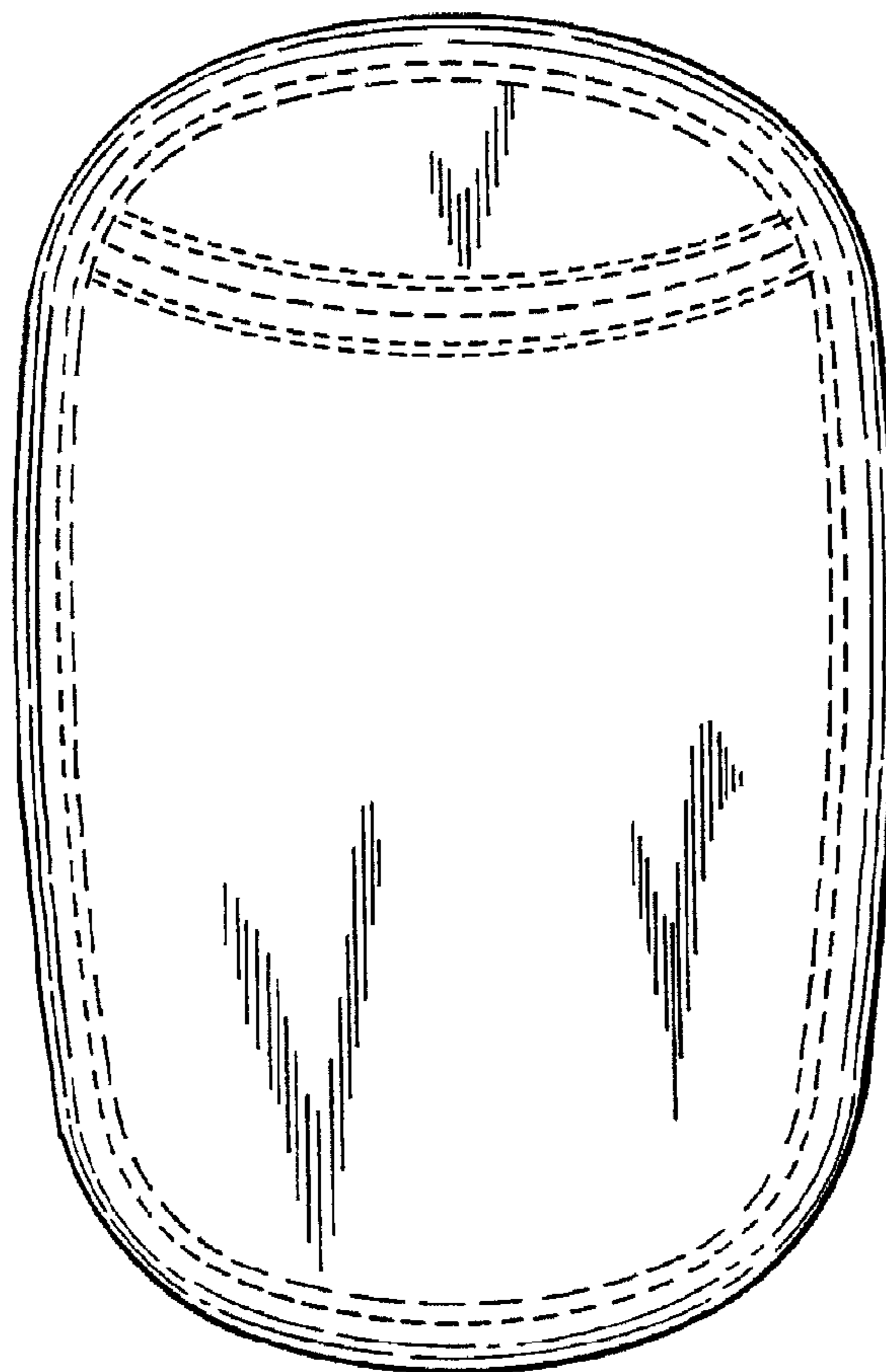
Items shown in phantom are for illustrative purposes only and do not constitute a part of the claimed design.


(56) **References Cited**

**U.S. PATENT DOCUMENTS**


- D424,787 S \* 5/2000 Hinton et al. .... D3/201
- D440,041 S \* 4/2001 Fermin ..... D3/226
- D455,900 S \* 4/2002 Tecson ..... D3/228
- D495,485 S \* 9/2004 Gordon ..... D3/226

**1 Claim, 2 Drawing Sheets**







**Fig. 1**




**Fig. 2**



**Fig. 5**



**Fig. 3**



**Fig. 4**