



US00D564200S

(12) **United States Design Patent**
Andersen et al.

(10) **Patent No.:** **US D564,200 S**
(45) **Date of Patent:** **** Mar. 18, 2008**

- (54) **FOOTWEAR UPPER**
- (75) Inventors: **Deborah H. Andersen**, Prevost (CA);
Grant A. Urie, Shelburne, VT (US);
Martin W. F. Dean, St. Albans (GB)
- (73) Assignee: **Wolverine World Wide, Inc.**,
Rockford, MI (US)

- D505,001 S 5/2005 Robbins et al.
- D506,600 S 6/2005 Robbins et al.
- D516,789 S 3/2006 Le et al.
- D528,746 S 9/2006 Belley et al.
- D534,340 S 1/2007 Belley et al.
- D534,715 S 1/2007 Belley et al.
- D535,090 S 1/2007 Belley et al.
- D535,464 S 1/2007 Belley et al.

- (**) Term: **14 Years**
- (21) Appl. No.: **29/286,751**
- (22) Filed: **May 17, 2007**

- (51) **LOC (8) Cl.** **02-99**
- (52) **U.S. Cl.** **D2/969; D2/917**
- (58) **Field of Classification Search** **D2/969,**
D2/916, 917, 918, 919, 943, 946, 972, 977;
36/3 A, 8.1, 11.5, 45

See application file for complete search history.

(56) **References Cited**

U.S. PATENT DOCUMENTS

- D114,316 S * 4/1939 Buehner D2/918
- D178,700 S * 9/1956 Sandler D2/918
- D215,401 S * 9/1969 Cordoba de Balstro D2/918
- D215,402 S * 9/1969 Cordoba de Balstro D2/918
- 4,584,782 A * 4/1986 Thatcher 36/11.5
- D384,495 S * 10/1997 Watson D2/916
- D417,947 S 12/1999 Lavertue et al.
- D461,301 S 8/2002 Urie
- D461,949 S 8/2002 Urie et al.
- D479,038 S 9/2003 Belley et al.
- D481,857 S 11/2003 Robbins
- D481,861 S 11/2003 Robbins
- D486,628 S 2/2004 Le et al.
- D496,147 S * 9/2004 Comeau D2/917
- D504,010 S 4/2005 Le et al.
- D504,211 S 4/2005 Matis
- D504,213 S 4/2005 Matis
- D504,556 S 5/2005 Robbins et al.
- D504,557 S 5/2005 Bandini et al.
- D504,558 S 5/2005 Le et al.

OTHER PUBLICATIONS

Patagonia Spring 2007 Catalog, pp. 17, 18, 23-25.

* cited by examiner

Primary Examiner—Stella M. Reid
Assistant Examiner—Rashida C. McCoy

(74) *Attorney, Agent, or Firm*—Warner Norcross & Judd
LLP

(57) **CLAIM**

The ornamental design for footwear upper, as shown and described.

DESCRIPTION

FIG. 1 is a perspective view of the footwear upper embodying the new design;

FIG. 2 is an enlarged top plan view thereof;

FIG. 3 is a reduced left side view thereof;

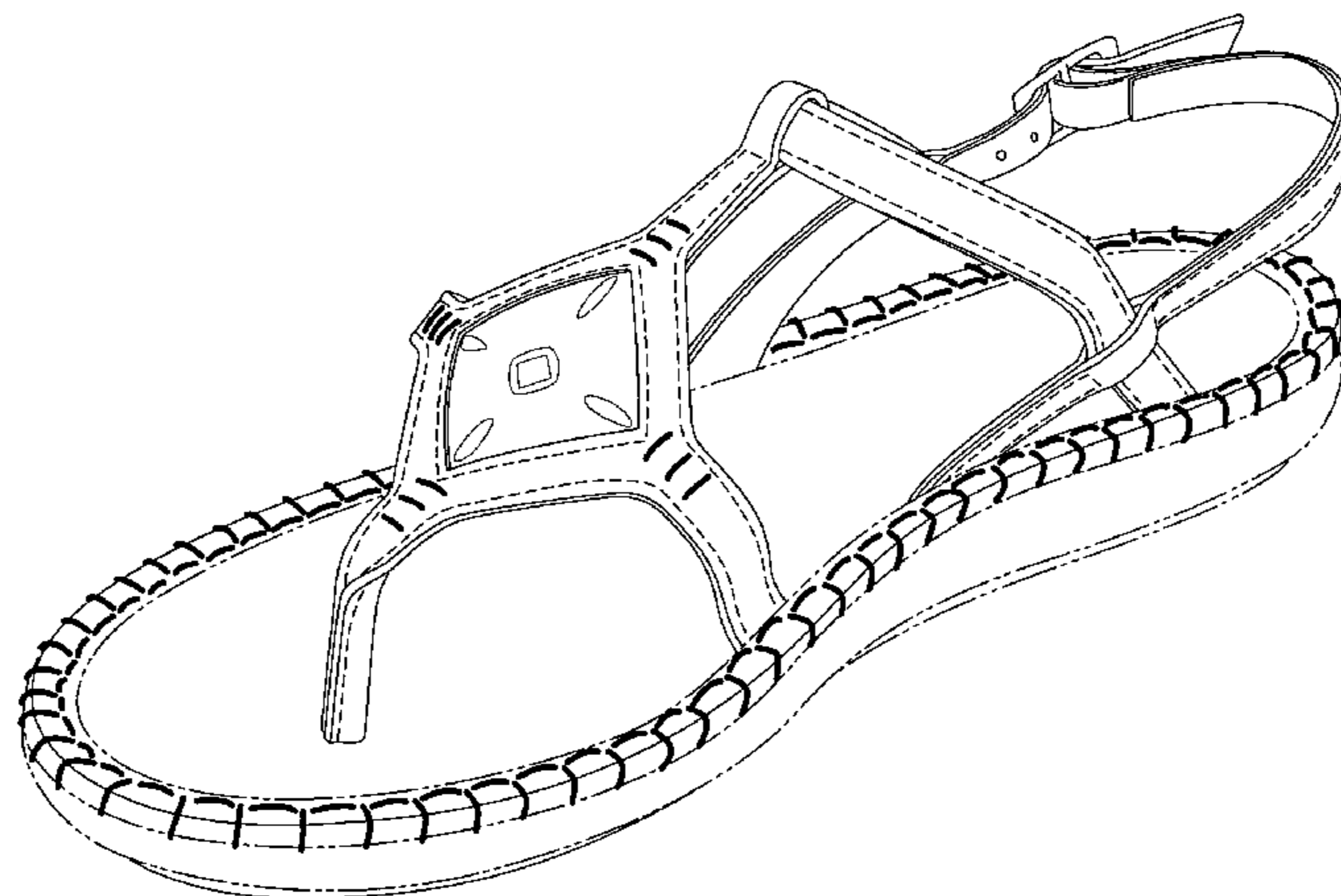
FIG. 4 is a reduced right side view thereof;

FIG. 5 is an enlarged front view thereof; and,

FIG. 6 is an enlarged back view thereof.

FIGS. 1–6 show features of an article of footwear in phantom lines. These features are shown for environmental purposes and do not form any part of the claimed design. Further, the phantom lines immediately adjacent the solid-line portions of the design form the boundary of the design, with the phantom lines forming no part of the claimed design.

1 Claim, 4 Drawing Sheets



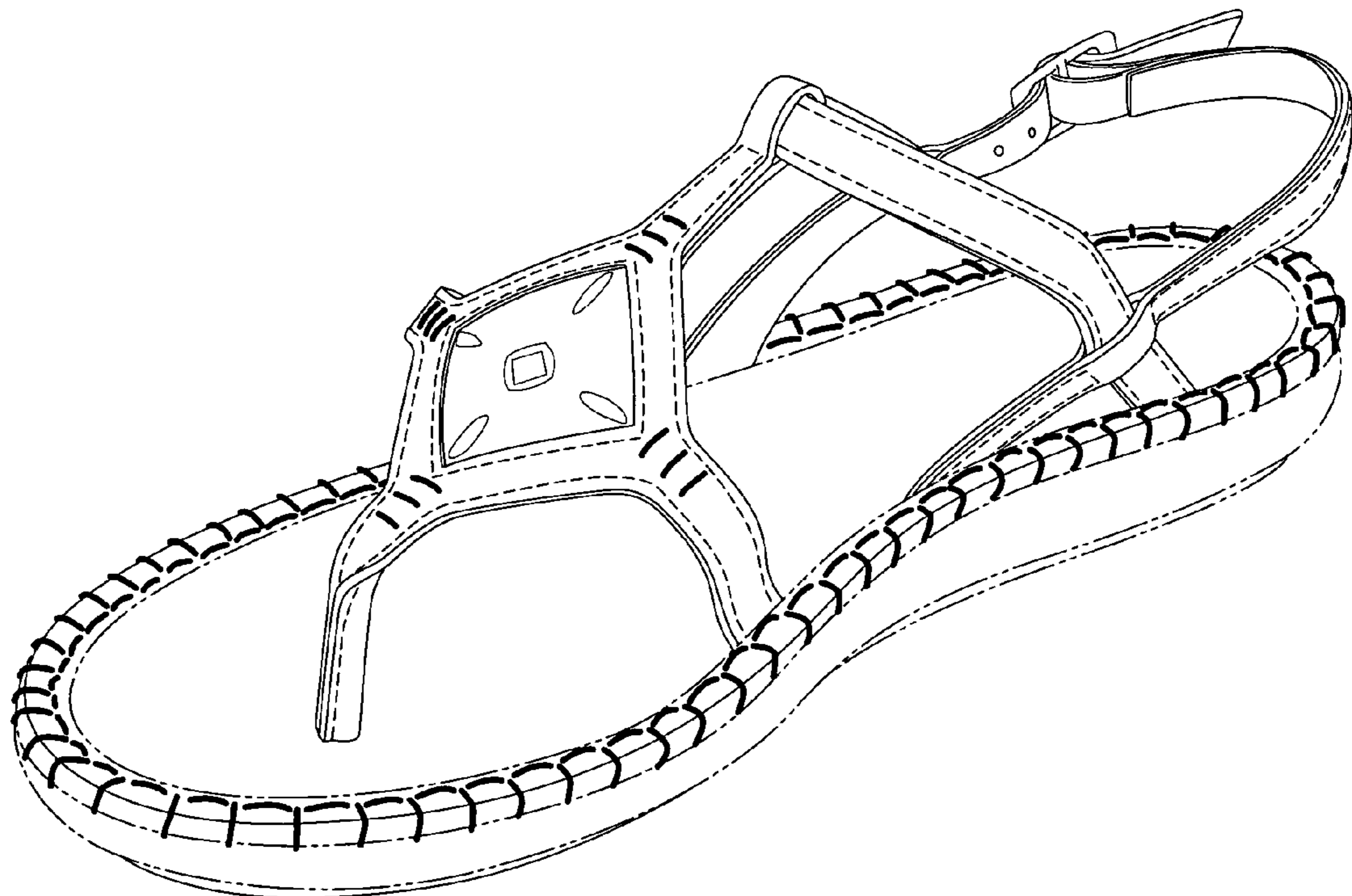


Fig. 1

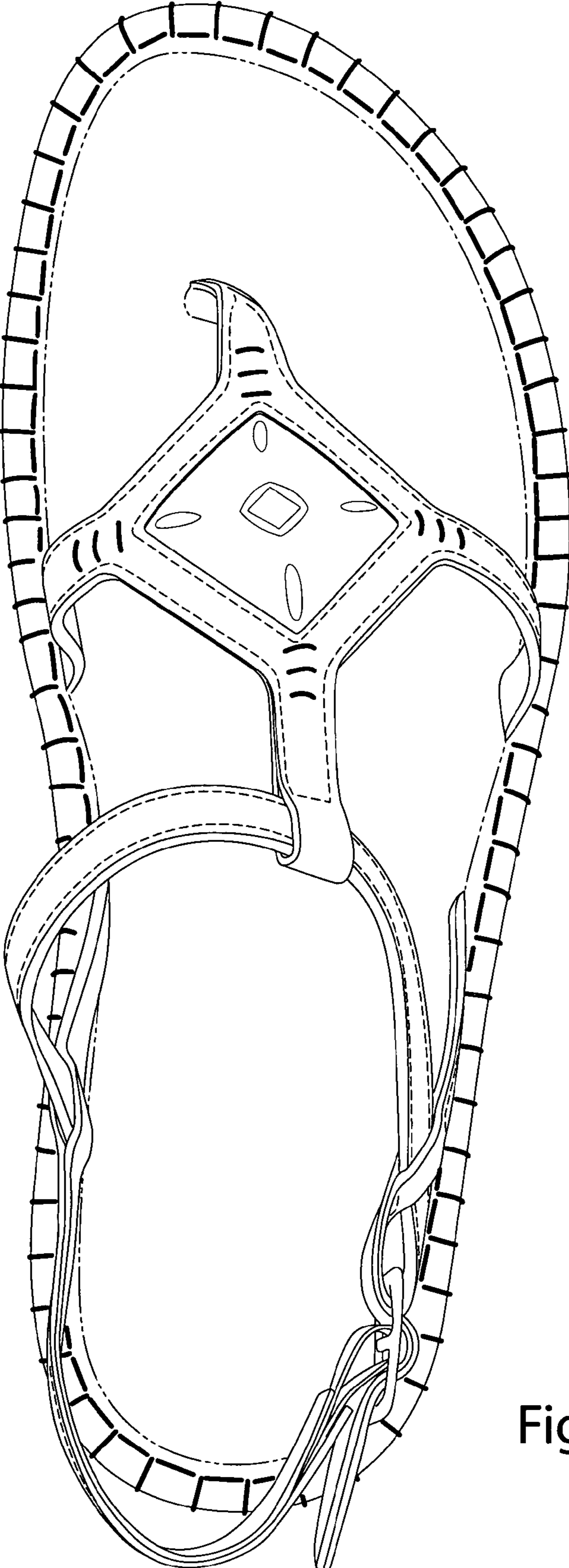


Fig. 2

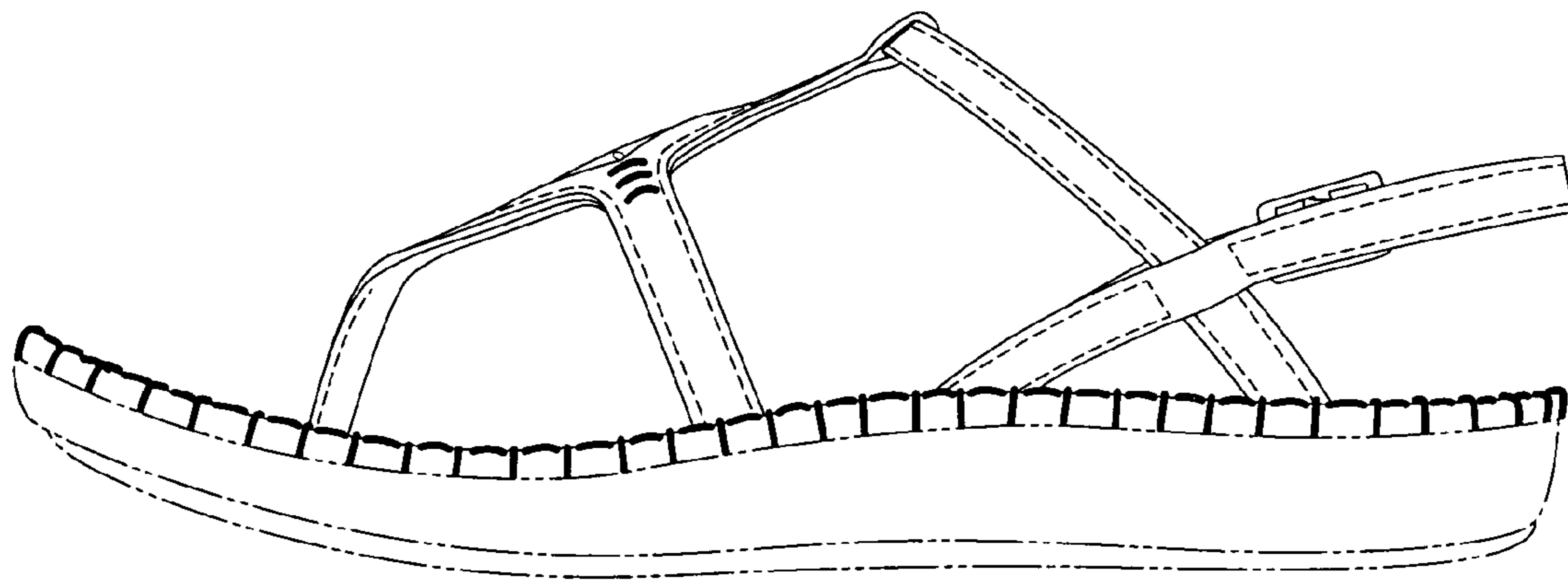


Fig. 3

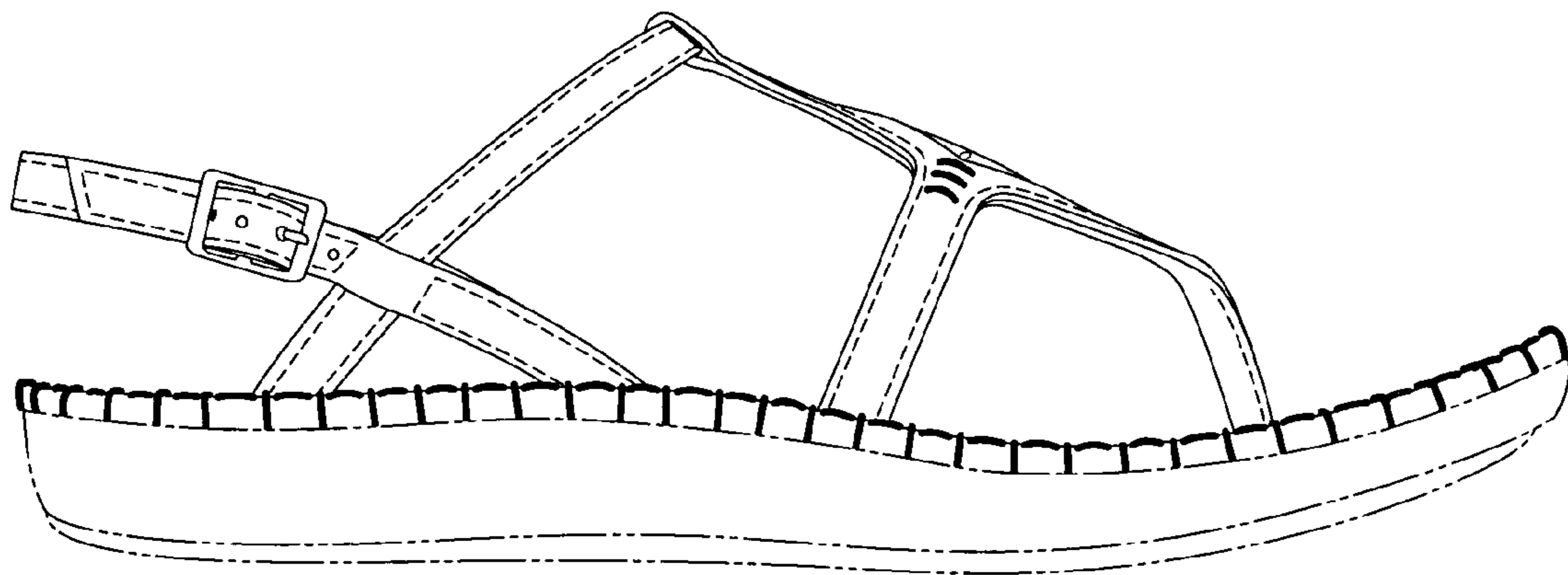


Fig. 4

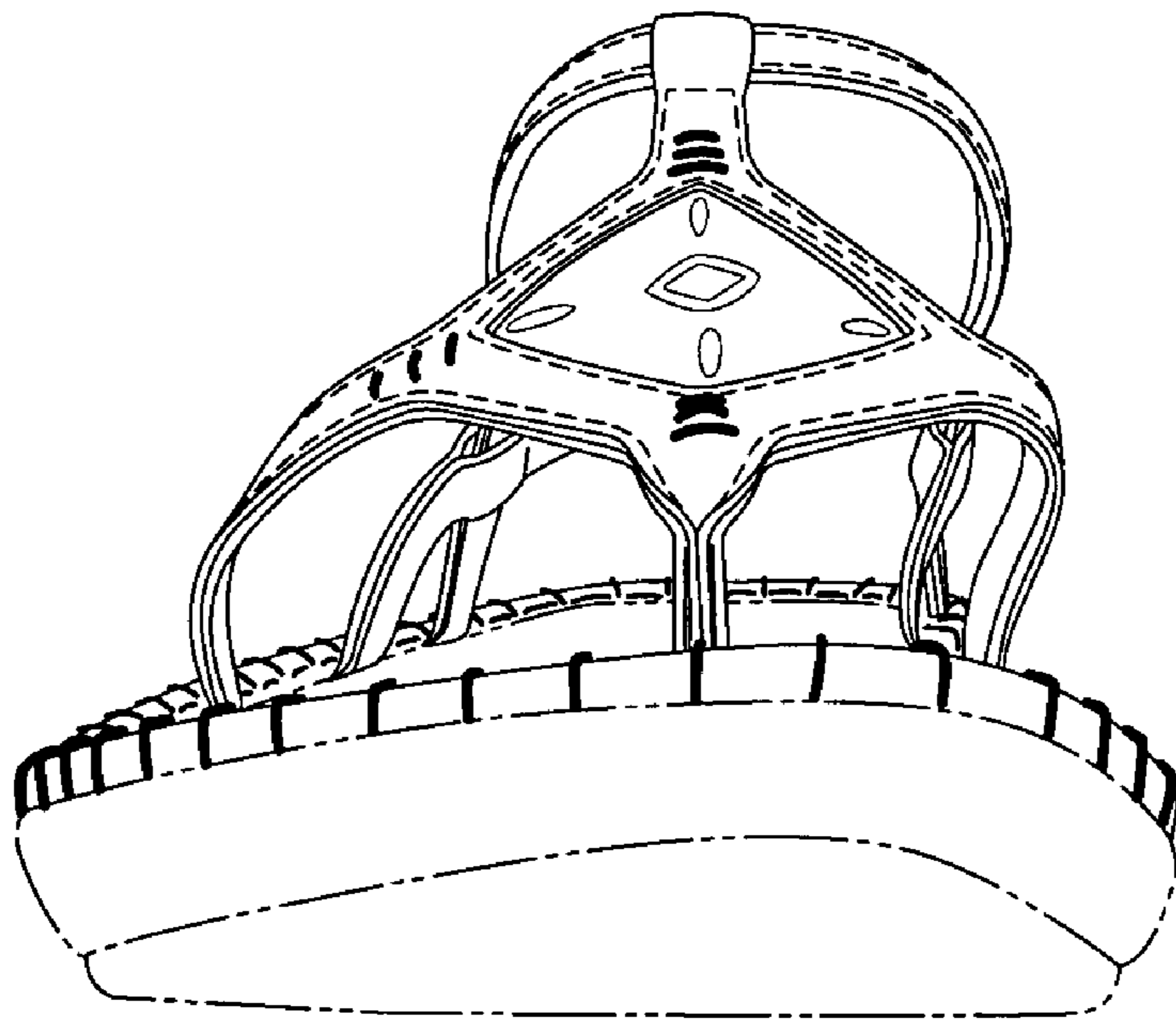


Fig. 5

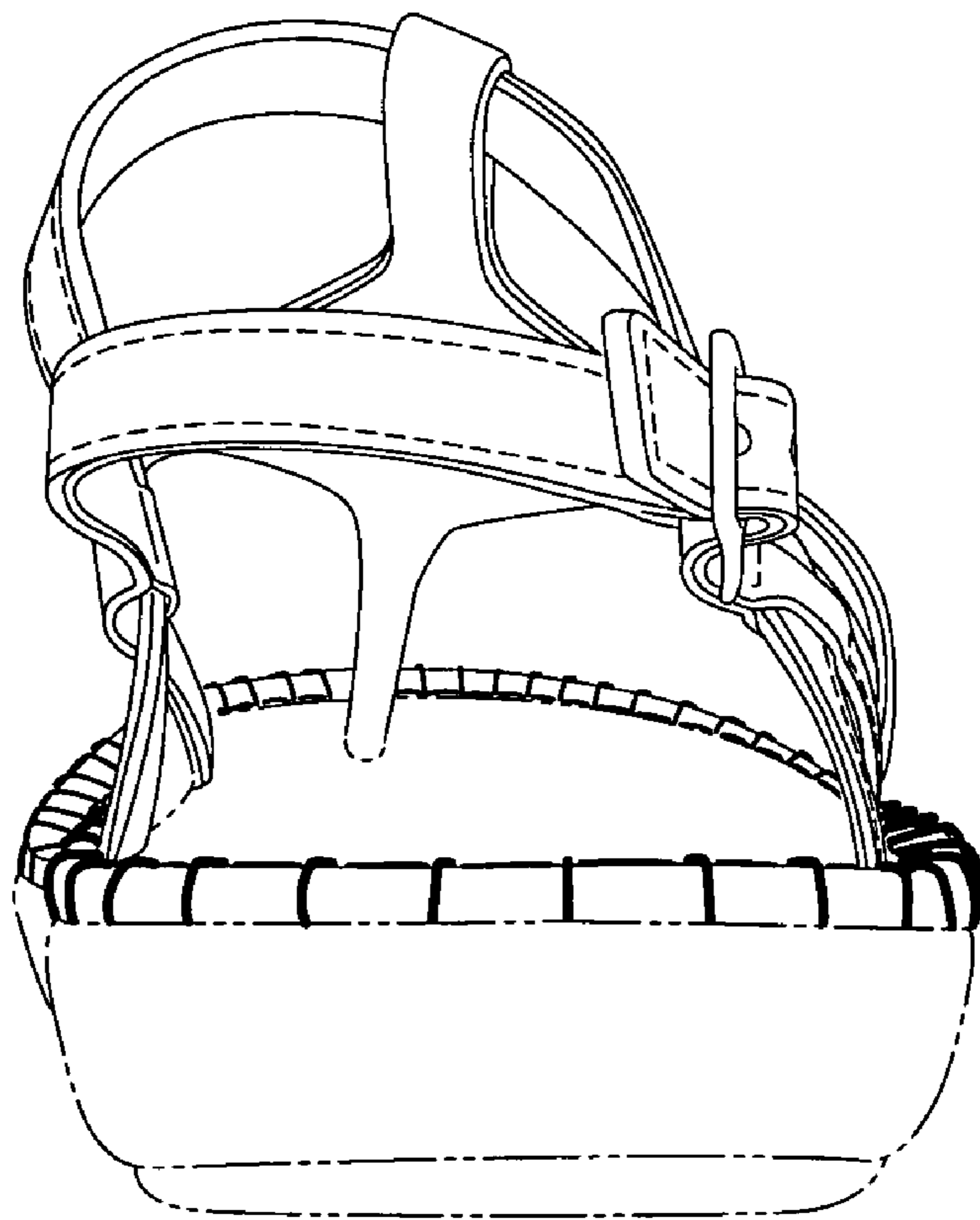


Fig. 6