

US00D564197S

(12) **United States Design Patent**  
**Matis**

(10) **Patent No.:** **US D564,197 S**  
(45) **Date of Patent:** **\*\* Mar. 18, 2008**

(54) **FOOTWEAR UPPER**

(75) Inventor: **Clark A. Matis**, Charlotte, VT (US)

(73) Assignee: **Wolverine World Wide, Inc.**,  
Rockford, MI (US)

(\*\*) Term: **14 Years**

(21) Appl. No.: **29/268,601**

(22) Filed: **Nov. 9, 2006**

(51) **LOC (8) Cl.** ..... **02-99**

(52) **U.S. Cl.** ..... **D2/969**

(58) **Field of Classification Search** ..... D2/896,  
D2/900, 902, 903, 905, 907, 908, 916, 919-921,  
D2/923-925, 943, 944, 969, 972-974, 977,  
D2/945; 36/8.1, 9 R, 10, 45, 50.1, 77 M,  
36/77 R, 78, 83, 88, 112-114, 126-131  
See application file for complete search history.

(56) **References Cited**

**U.S. PATENT DOCUMENTS**

D232,277 S	*	8/1974	Vargo	.....	D2/908
D337,648 S	*	7/1993	Avar	.....	D2/969
D379,112 S	*	5/1997	McDonald	.....	D2/903
D401,753 S	*	12/1998	Duclos	.....	D2/969
D412,395 S	*	8/1999	von Conta et al.	.....	D2/969
D474,883 S	*	5/2003	Cooper	.....	D2/972
D517,298 S	*	3/2006	James	.....	D2/969
D542,517 S	*	5/2007	Hulbert	.....	D2/969
D544,187 S	*	6/2007	Hulbert	.....	D2/969
D548,940 S	*	8/2007	Hulbert	.....	D2/969
D548,941 S	*	8/2007	Hulbert	.....	D2/969

**OTHER PUBLICATIONS**

Merrell Spring 2006 Catalog, pp. 50-52.  
Hush Puppies Men's Fall 1997, p. 27.  
Merrell Fall 2006 Catalog, pp. 62, 63.

\* cited by examiner

*Primary Examiner*—Dominic Simone

(74) *Attorney, Agent, or Firm*—Warner Norcross & Judd  
LLP

(57) **CLAIM**

The ornamental design for footwear upper, as shown and described.

**DESCRIPTION**

FIG. 1 is a perspective view of the footwear upper embodying the new design;

FIG. 2 is a top view thereof;

FIG. 3 is a right side view thereof;


FIG. 4 is a left side view thereof;

FIG. 5 is a front view thereof; and,

FIG. 6 is a rear view thereof.

FIGS. 1-6 show features of an article of footwear in phantom lines. These features are shown for environmental purposes and do not form any part of the claimed design. Further, the phantom lines immediately adjacent the solid-line portions of the design form the boundary of the design, with the phantom lines forming no part of the claimed design.

**1 Claim, 4 Drawing Sheets**



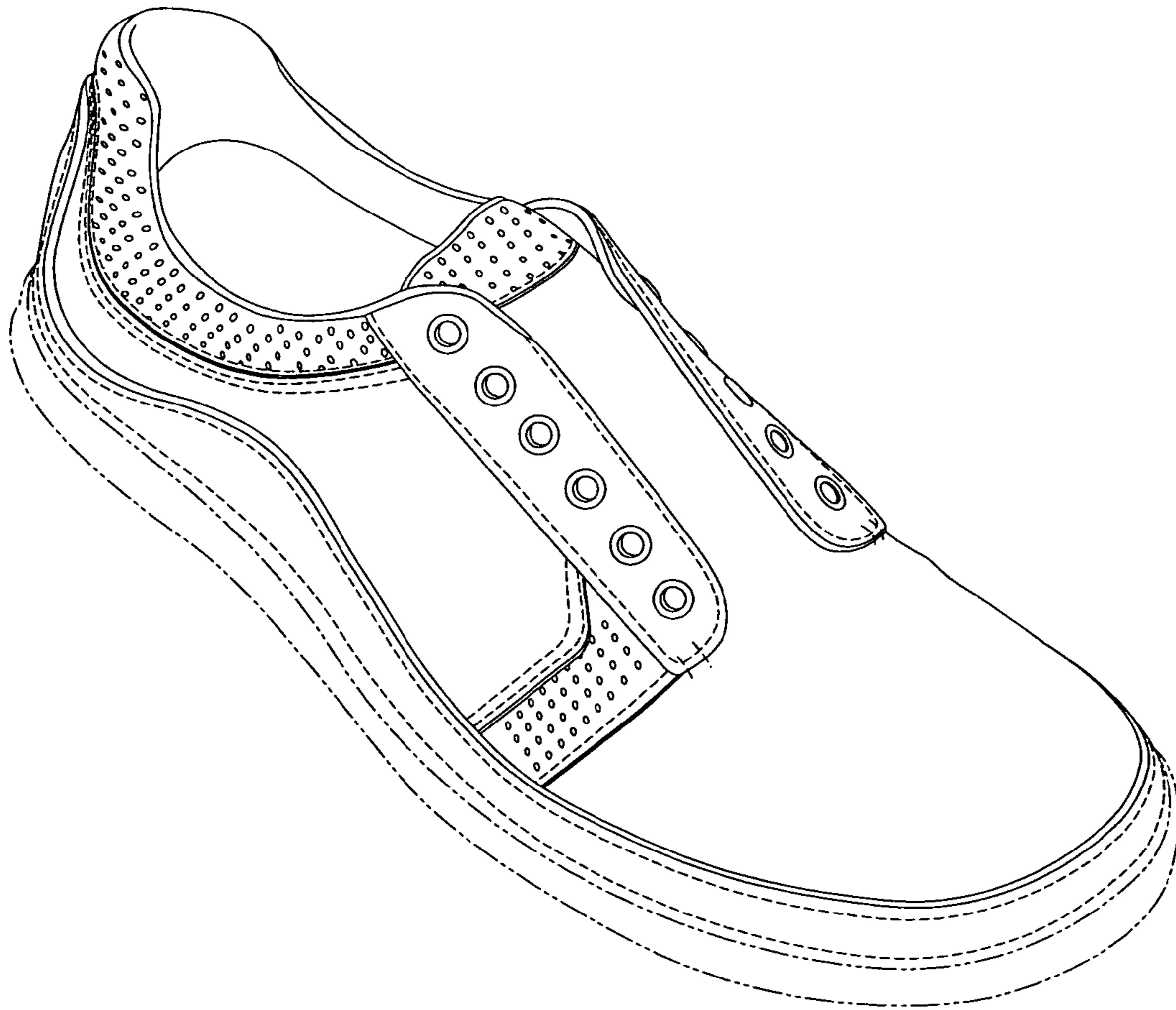


Fig. 1

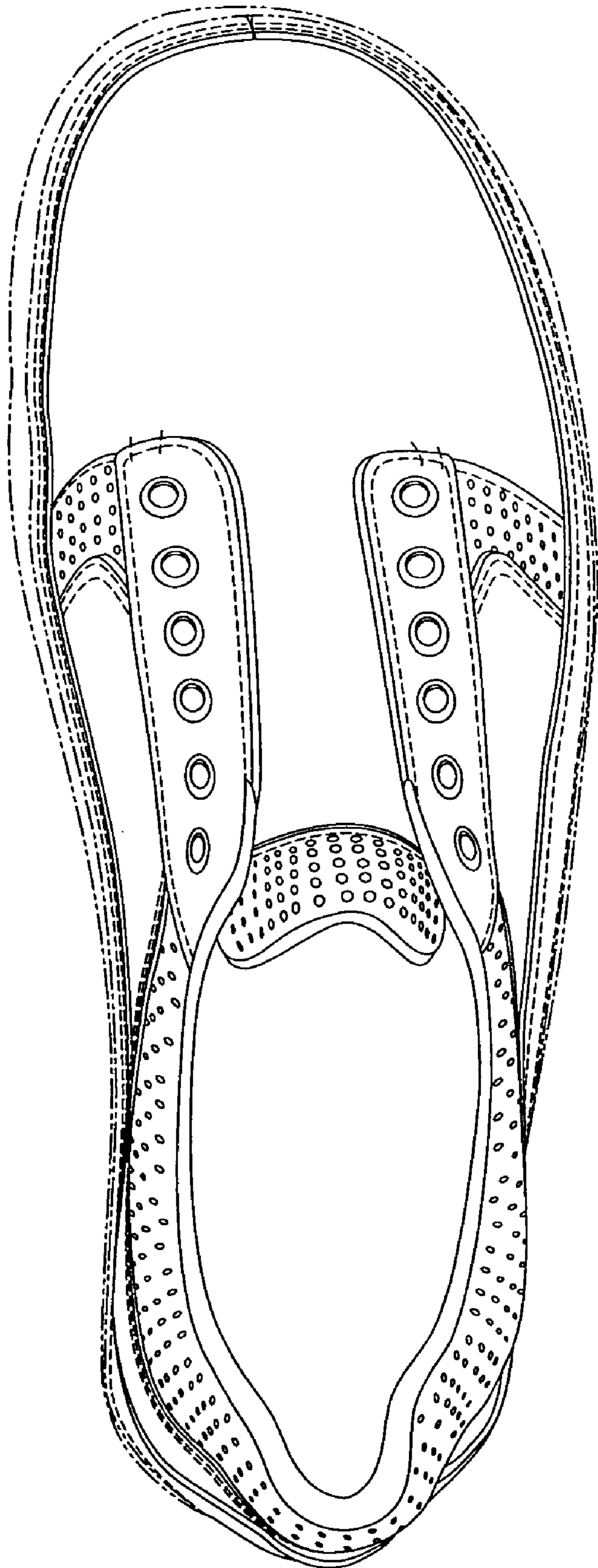


Fig.2




Fig.3

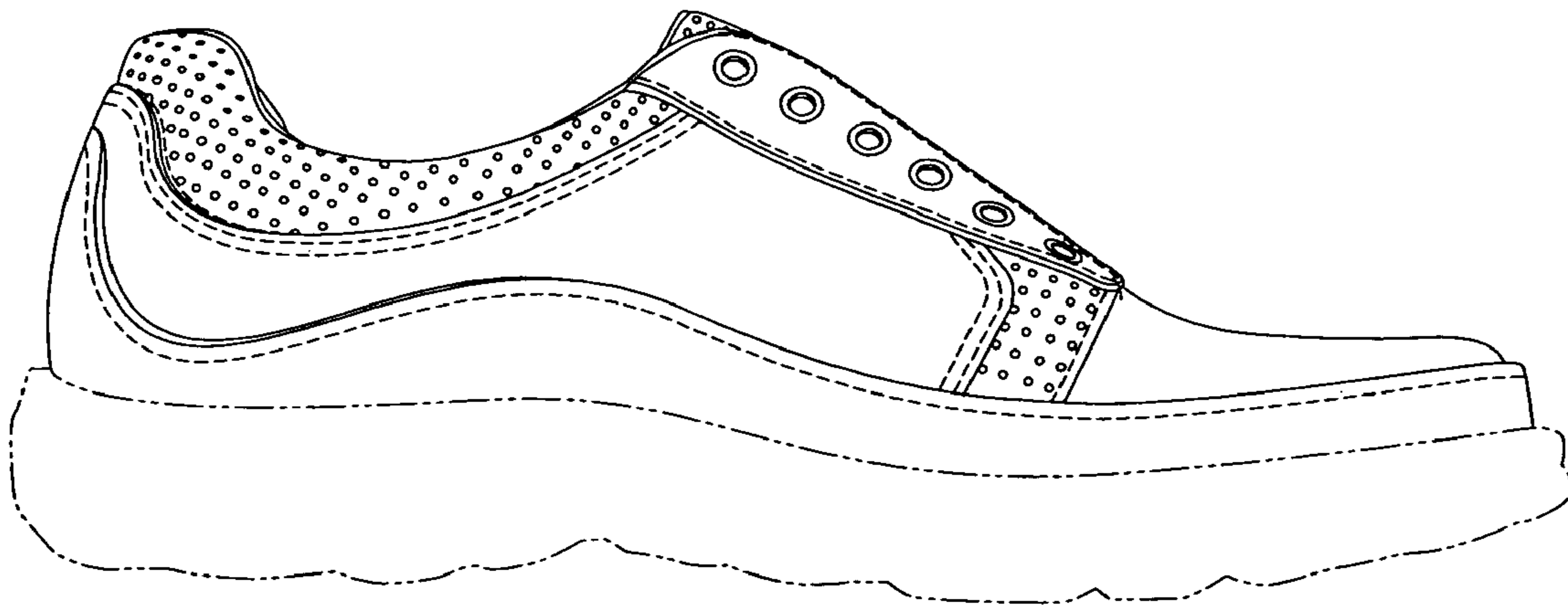


Fig.4

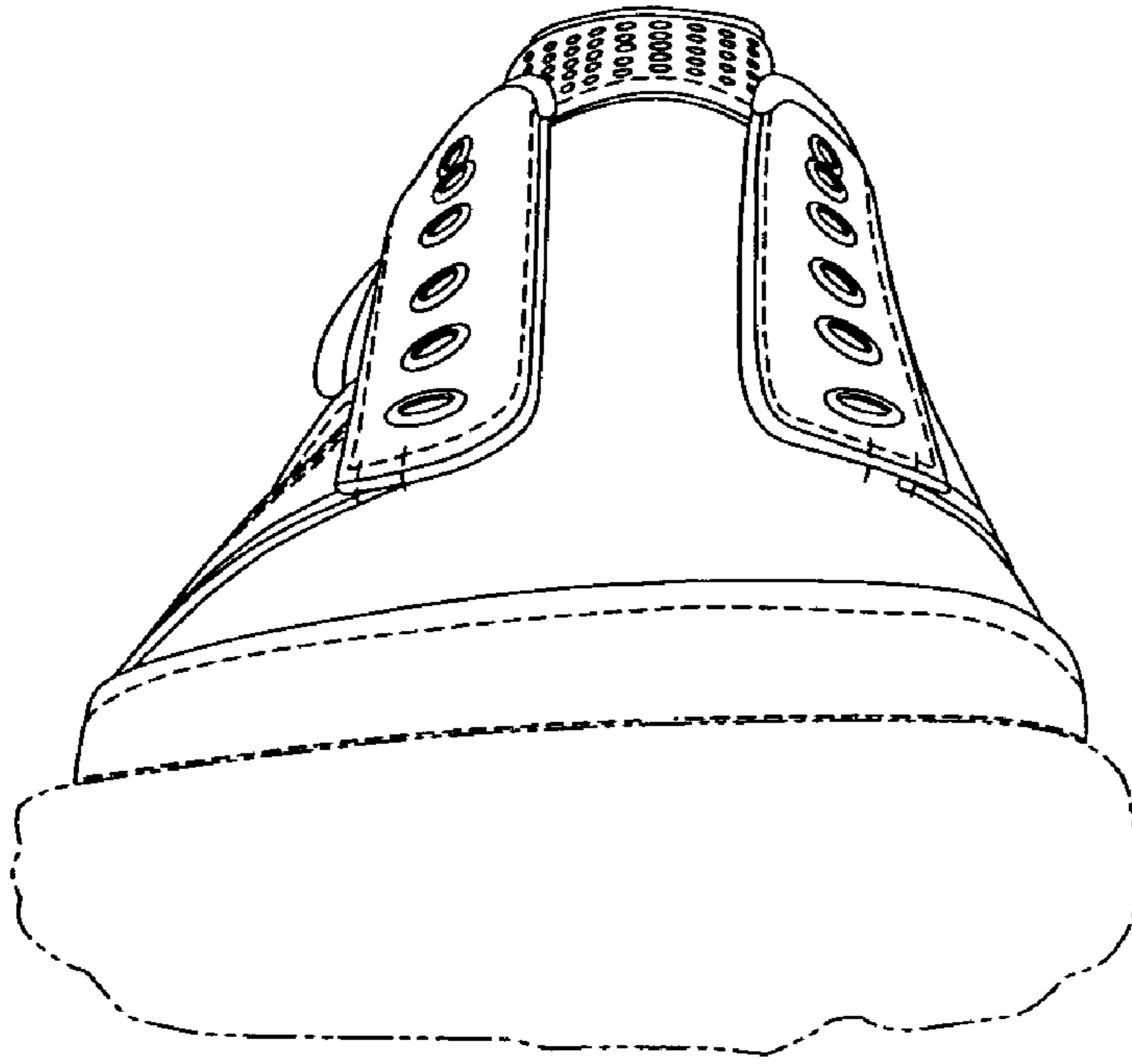


Fig.5

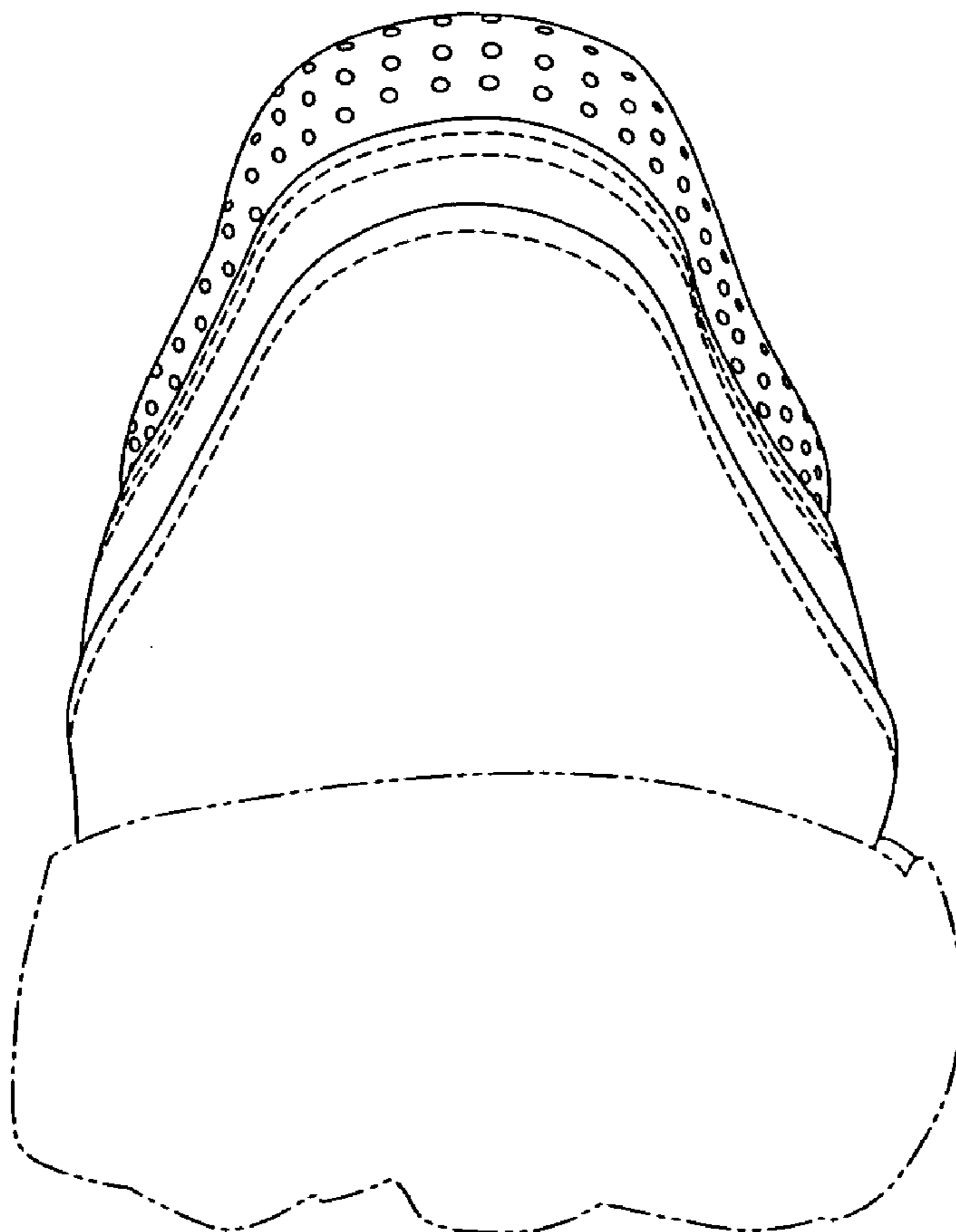


Fig.6