



US00D564195S

(12) **United States Design Patent**  
**Matis et al.**

(10) **Patent No.:** **US D564,195 S**  
(45) **Date of Patent:** **\*\* Mar. 18, 2008**

(54) **FOOTWEAR UPPER**

D551,836 S \* 10/2007 Matis et al. .... D2/969

(75) Inventors: **Clark A. Matis**, Charlotte, VT (US);  
**Tuan N. Le**, Portland, OR (US)

(73) Assignee: **Wolverine World Wide, Inc.**,  
Rockford, MI (US)

(\*\*) Term: **14 Years**

(21) Appl. No.: **29/260,077**

(22) Filed: **May 18, 2006**

(51) **LOC (8) Cl.** ..... **02-99**

(52) **U.S. Cl.** ..... **D2/969**

(58) **Field of Classification Search** ..... D2/896,  
D2/900, 902, 903, 905, 907, 908, 916, 919-921,  
D2/923-925, 943, 944, 969, 972-974, 977;  
36/8.1, 9 R, 10, 45, 50, 1, 77 M, 77 R, 78,  
36/83, 88, 112-114, 126-131

See application file for complete search history.

(56) **References Cited**

**U.S. PATENT DOCUMENTS**

- D156,604 S \* 12/1949 Codish ..... D2/900
- D362,746 S \* 10/1995 Morris et al. .... D2/969
- D386,599 S \* 11/1997 LaRowe ..... D2/972
- D501,982 S 2/2005 Belley et al.
- D506,601 S 6/2005 Bandini et al.
- D513,555 S 1/2006 Le
- D514,792 S 2/2006 Ardissono
- D540,018 S \* 4/2007 Belley et al. .... D2/969
- D546,042 S \* 7/2007 Matis ..... D2/969
- D546,044 S \* 7/2007 Matis et al. .... D2/969
- D546,046 S \* 7/2007 Schoenborn et al. .... D2/969
- D548,442 S \* 8/2007 Hulbert ..... D2/969

**OTHER PUBLICATIONS**

Keen Yogui (date unknown).  
Merrell Spring 2005 Catalog, pp. 62, 70, 71.  
Merrell Spring 2006 Catalog, p. 29.

\* cited by examiner

*Primary Examiner*—Dominic Simone

(74) *Attorney, Agent, or Firm*—Warner Norcross & Judd  
LLP

(57) **CLAIM**

The ornamental design for footwear upper, as shown and  
described.

**DESCRIPTION**

FIG. 1 is a perspective view of the footwear upper embody-  
ing the new design;

FIG. 2 is a top view thereof;

FIG. 3 is a right side view thereof;

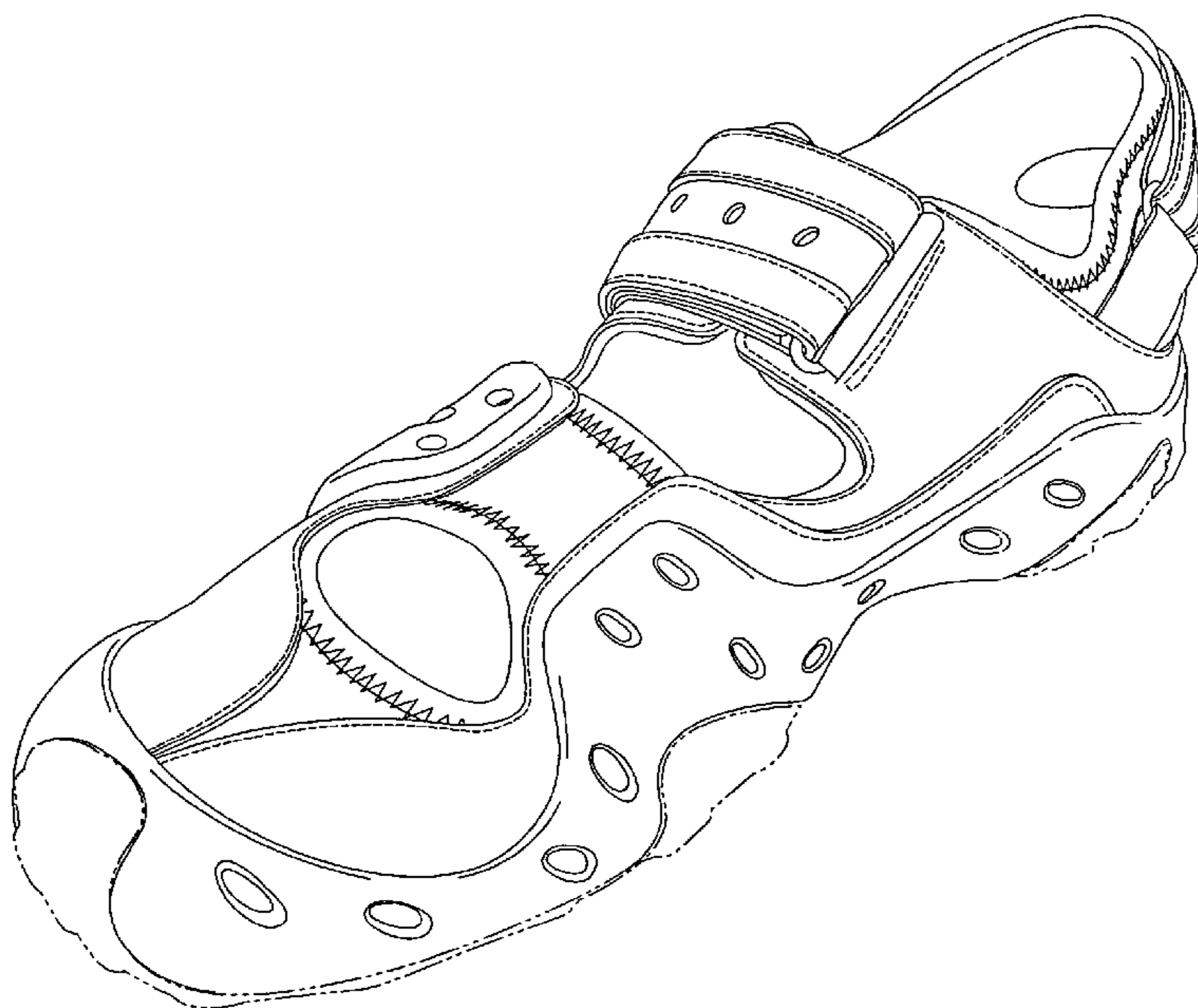
FIG. 4 is a left side view thereof;

FIG. 5 is a front view thereof; and,

FIG. 6 is a rear view thereof.

FIGS. 1-6 show features of an article of footwear in  
phantom lines. These features are shown for environmental  
purposes and do not form any part of the claimed design.  
Further, the phantom lines immediately adjacent the solid-  
line portions of the design form the boundary of the design,  
with the phantom lines forming no part of the claimed  
design.

**1 Claim, 4 Drawing Sheets**



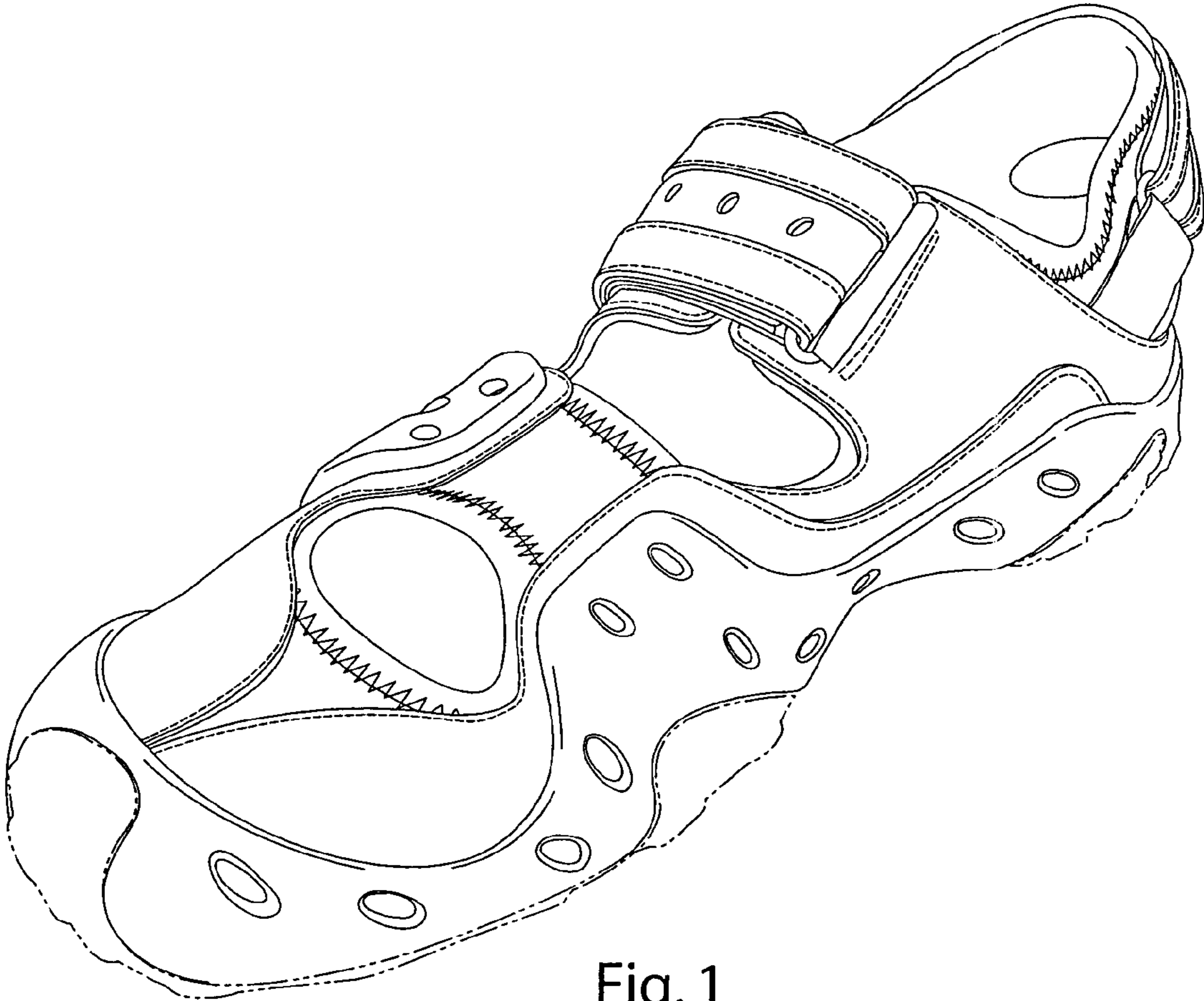


Fig. 1

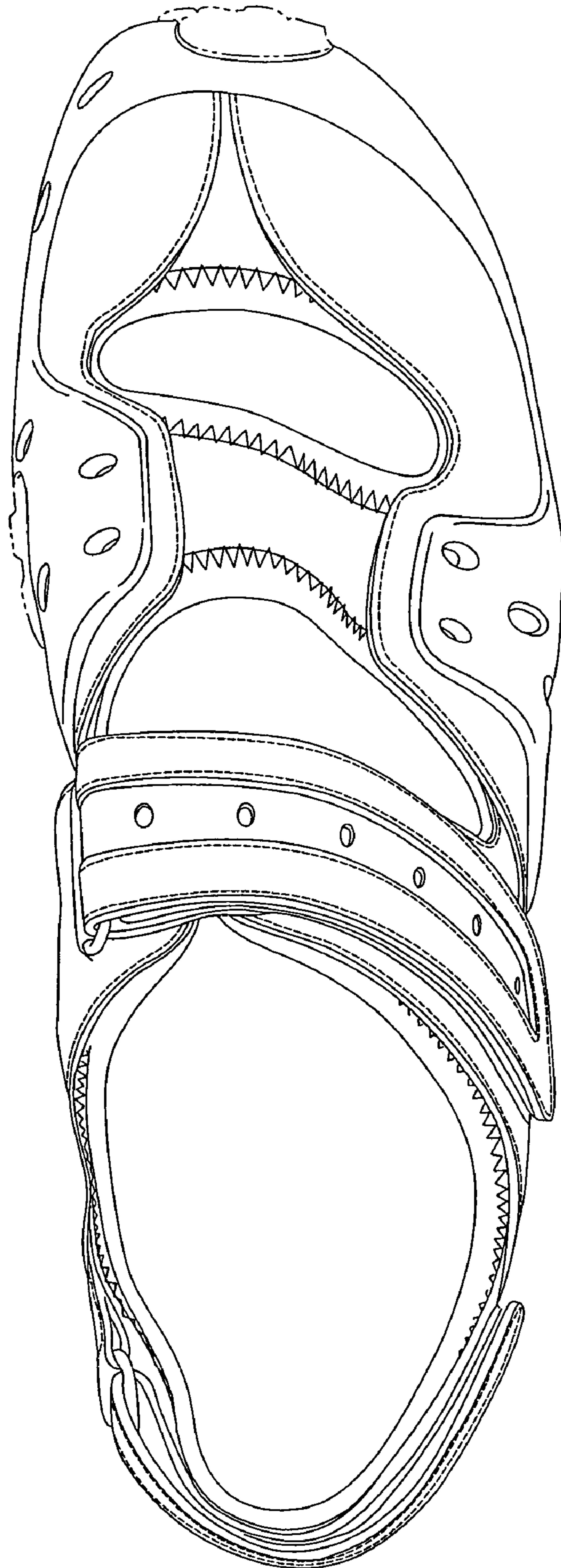


Fig. 2




Fig. 3




Fig. 4

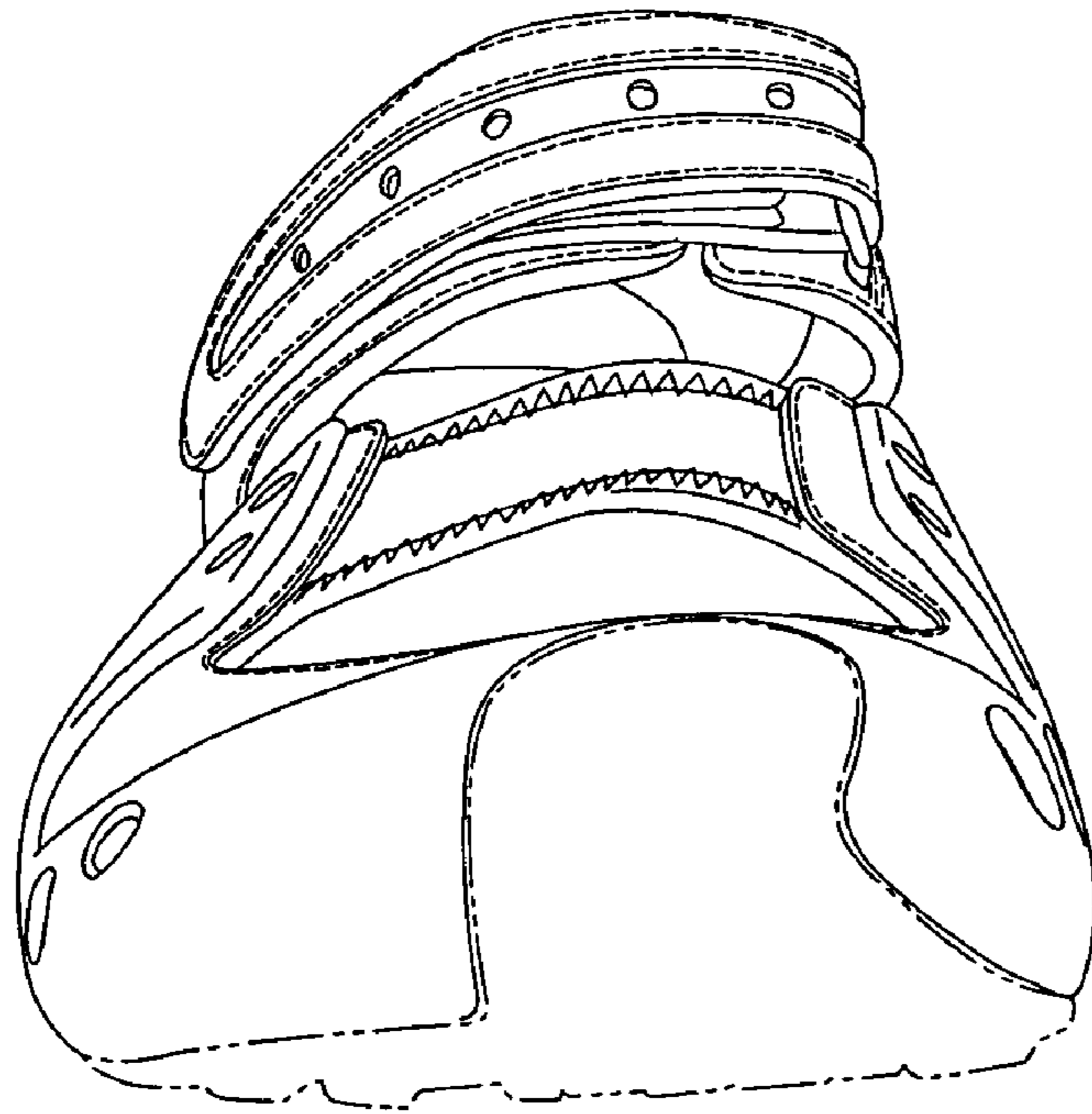


Fig. 5

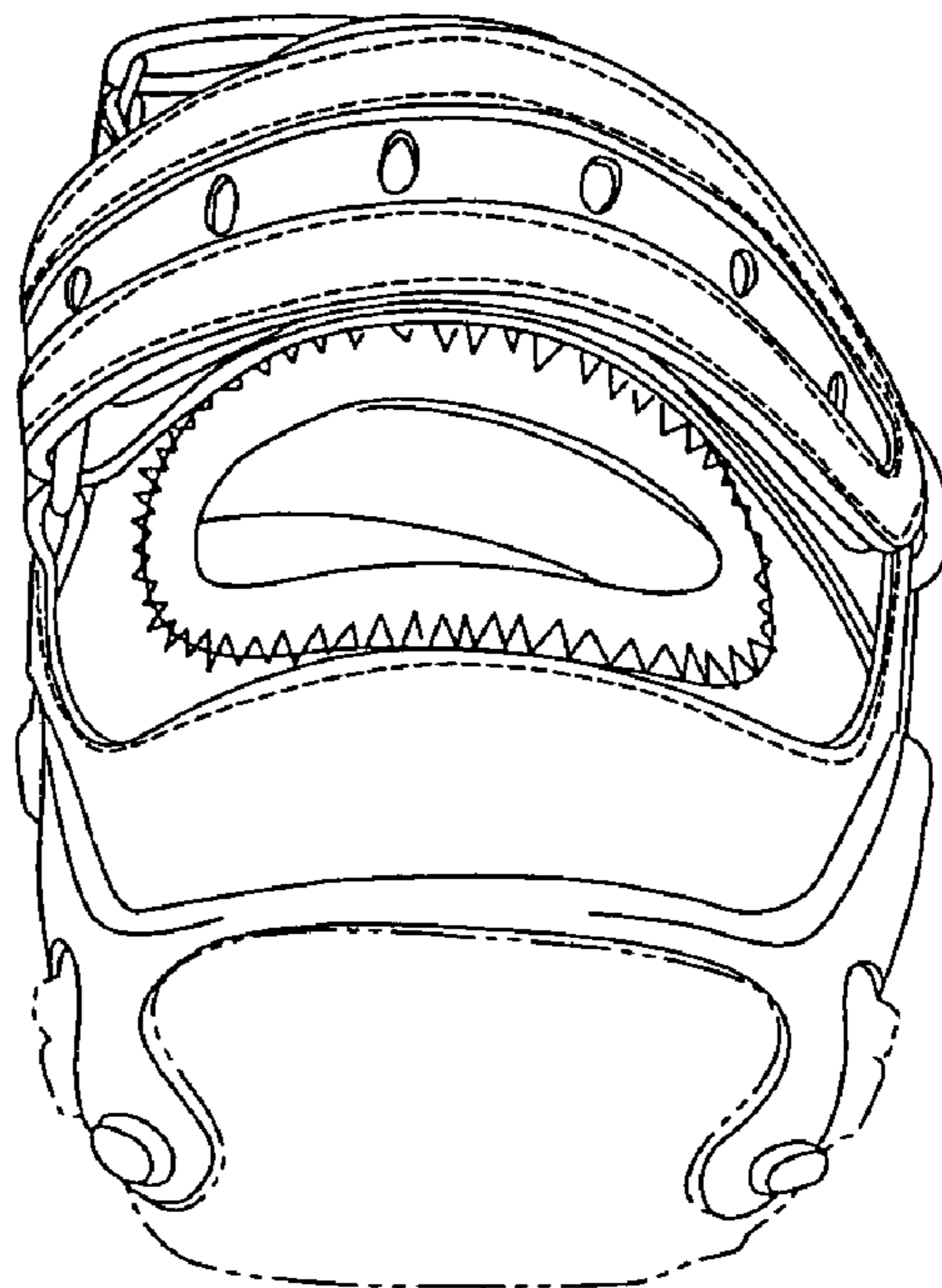


Fig. 6