

US00D564189S

(12) **United States Design Patent**  
**Fojtu**

(10) **Patent No.:** **US D564,189 S**  
(45) **Date of Patent:** **\*\* Mar. 18, 2008**

(54) **SOLE FOR A SHOE**

(75) Inventor: **Hana Fojtu**, Bredebro (DK)

(73) Assignee: **Ecco SKO A/S** (DK)

(\*\*) Term: **14 Years**

(21) Appl. No.: **29/277,811**

(22) Filed: **Mar. 9, 2007**

(30) **Foreign Application Priority Data**

Nov. 8, 2006 (EM) ..... 000624846-0002

(51) **LOC (8) Cl.** ..... **02-04**

(52) **U.S. Cl.** ..... **D2/948; D2/952; D2/953;**  
D2/954

(58) **Field of Classification Search** ..... D2/897,  
D2/898, 899, 902, 947-960; 36/3 B, 22 R,  
36/24.5, 25 R, 59 C, 103  
See application file for complete search history.

(56) **References Cited**

**U.S. PATENT DOCUMENTS**

- D72,011 S \* 2/1927 Grosjean ..... D2/952
- 1,988,784 A \* 1/1935 Carrier ..... 36/59 C
- D145,153 S \* 7/1946 Bovay ..... D2/956
- D329,731 S \* 9/1992 Adcock et al. .... D2/898
- D383,594 S \* 9/1997 Elliott ..... D2/954
- D440,745 S \* 4/2001 Matis et al. .... D2/954
- D487,614 S \* 3/2004 Le ..... D2/952

- D489,520 S \* 5/2004 Matis et al. .... D2/952
- D490,222 S \* 5/2004 Burg et al. .... D2/951
- D492,100 S \* 6/2004 Hsu ..... D2/952
- D495,856 S \* 9/2004 McClaskie ..... D2/952
- D525,017 S \* 7/2006 Ochoa ..... D2/952
- D540,515 S \* 4/2007 McClaskie ..... D2/952
- D548,433 S \* 8/2007 McClaskie ..... D2/952
- D551,832 S \* 10/2007 Scott ..... D2/952
- 2002/0035793 A1 \* 3/2002 Byrd ..... 36/8.4

\* cited by examiner

*Primary Examiner*—Celia A. Murphy

(74) *Attorney, Agent, or Firm*—St. Onge Steward Johnston & Reens LLC

(57) **CLAIM**

The ornamental design for sole for a shoe, as shown and described in the drawings.

**DESCRIPTION**

FIG. 1 is a bottom view of a sole for a shoe in accordance with the new design;

FIG. 2 is a perspective top, right and front view thereof;

FIG. 3 is a left side and top view thereof;

FIG. 4 is a right side and top view thereof;

FIG. 5 is a front and top view thereof;

FIG. 6 is a rear and top view thereof; and,

FIG. 7 is a top view thereof.

**1 Claim, 7 Drawing Sheets**







FIG. 1






FIG. 2




FIG. 3




FIG. 4





FIG. 5





FIG. 6





FIG. 7