



US00D564184S

(12) **United States Design Patent**
Issler

(10) **Patent No.:** **US D564,184 S**
(45) **Date of Patent:** **** Mar. 18, 2008**

- (54) **SHOE**
- (75) Inventor: **David C. Issler**, North Andover, MA (US)
- (73) Assignee: **Columbia Insurance Company**, Omaha, NE (US)
- (**) Term: **14 Years**
- (21) Appl. No.: **29/255,857**
- (22) Filed: **Mar. 13, 2006**
- (51) **LOC (8) Cl.** **02-04**
- (52) **U.S. Cl.** **D2/896; D2/923; D2/925**
- (58) **Field of Classification Search** D2/902, D2/904, 906–908, 943, 944, 947, 969, 972–974, D2/909, 903, 953, 954, 925–942; 36/45, 36/50.1, 77 M, 77 R, 83, 88, 113, 114, 126–131, 36/84, 87, 102, 4
See application file for complete search history.

(56) **References Cited**

U.S. PATENT DOCUMENTS

1,974,543 A	9/1934	Reymond	12/142
2,046,217 A	6/1936	Strauss	36/72
2,079,237 A	5/1937	Allard	36/2
2,160,768 A	5/1939	Wasser	36/72
2,344,069 A	3/1944	Wasser	36/72
D185,953 S *	8/1959	McLeod	D2/953
3,091,871 A	6/1963	Tronche	36/72
3,175,310 A	3/1965	MacQuaid	36/72
3,175,311 A	3/1965	MacQuaid	36/72
3,191,321 A	6/1965	Brutting	36/2.5
3,213,551 A	10/1965	Krauss	36/2.5
3,407,518 A	10/1968	MacQuaid et al.	36/72
3,525,165 A	8/1970	Randall, Jr.	36/2.5
3,561,142 A	2/1971	Streit, Sr. et al.	36/72
D256,518 S	8/1980	Moesle	D2/320
4,231,170 A	11/1980	Griswold	36/72
4,366,629 A	1/1983	Scherz	36/4
4,562,652 A	1/1986	Hensler	36/102
4,908,963 A	3/1990	Krajcir et al.	36/77
4,995,174 A	2/1991	Hong et al.	36/72

5,048,203 A	9/1991	Kling	36/32
5,185,944 A	2/1993	Okajima	36/45
D335,953 S	6/1993	Tyng	D2/320
D345,453 S	3/1994	Carpenter	D2/955
5,499,459 A	3/1996	Tomaro	36/10
5,526,584 A	6/1996	Bleimhofer et al.	36/10
D381,494 S	7/1997	Anderson	D2/959
D384,798 S	10/1997	Gray	D2/964
5,738,937 A	4/1998	Baychar	428/316.6
D402,449 S	12/1998	Robinson et al.	D2/951
D425,292 S *	5/2000	Matis	D2/969
D430,968 S	9/2000	Carroll	D2/962
6,161,315 A	12/2000	Dalton	36/134
D468,083 S	1/2003	Morais	D2/960
D474,584 S *	5/2003	Matis	D2/953

(Continued)

Primary Examiner—Dominic Simone
(74) *Attorney, Agent, or Firm*—St. Onge Steward Johnston & Reens LLC

(57) **CLAIM**

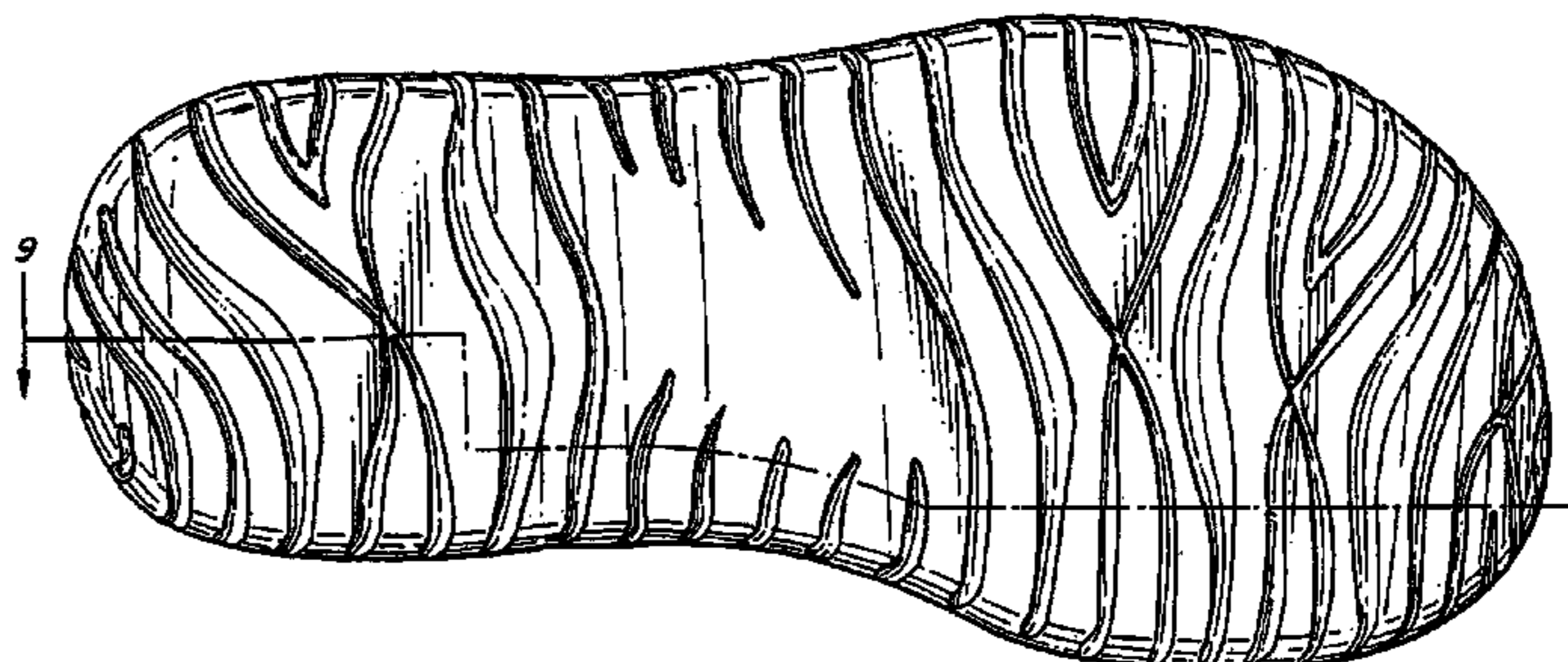
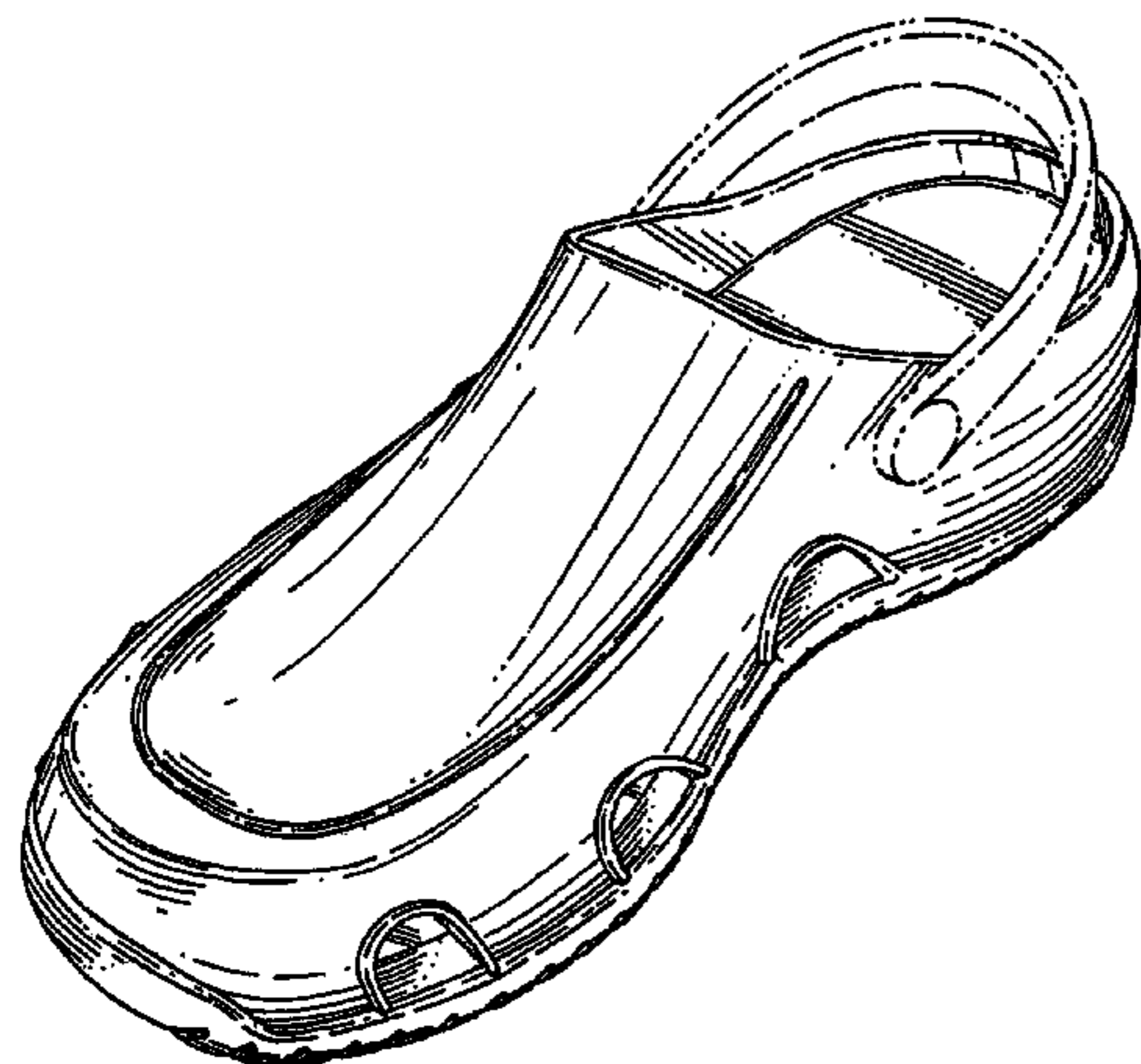
The ornamental design for the shoe, as shown and described.

DESCRIPTION

FIG. 1 is a top perspective view of a shoe showing my new design;
 FIG. 2 is a top plan view thereof;
 FIG. 3 is a bottom plan view thereof;
 FIG. 4 is a bottom perspective view thereof;
 FIG. 5 is a right side elevational view thereof;
 FIG. 6 is a left side elevational view thereof;
 FIG. 7 is a front elevational view thereof;
 FIG. 8 is a rear elevational view thereof; and,
 FIG. 9 is a cross sectional view taken along line 9—9 as shown in FIG. 3.

The broken lines shown in FIGS. 1, 2, 4–8 are for illustrative purposes only and form no part of the claimed design.

1 Claim, 8 Drawing Sheets



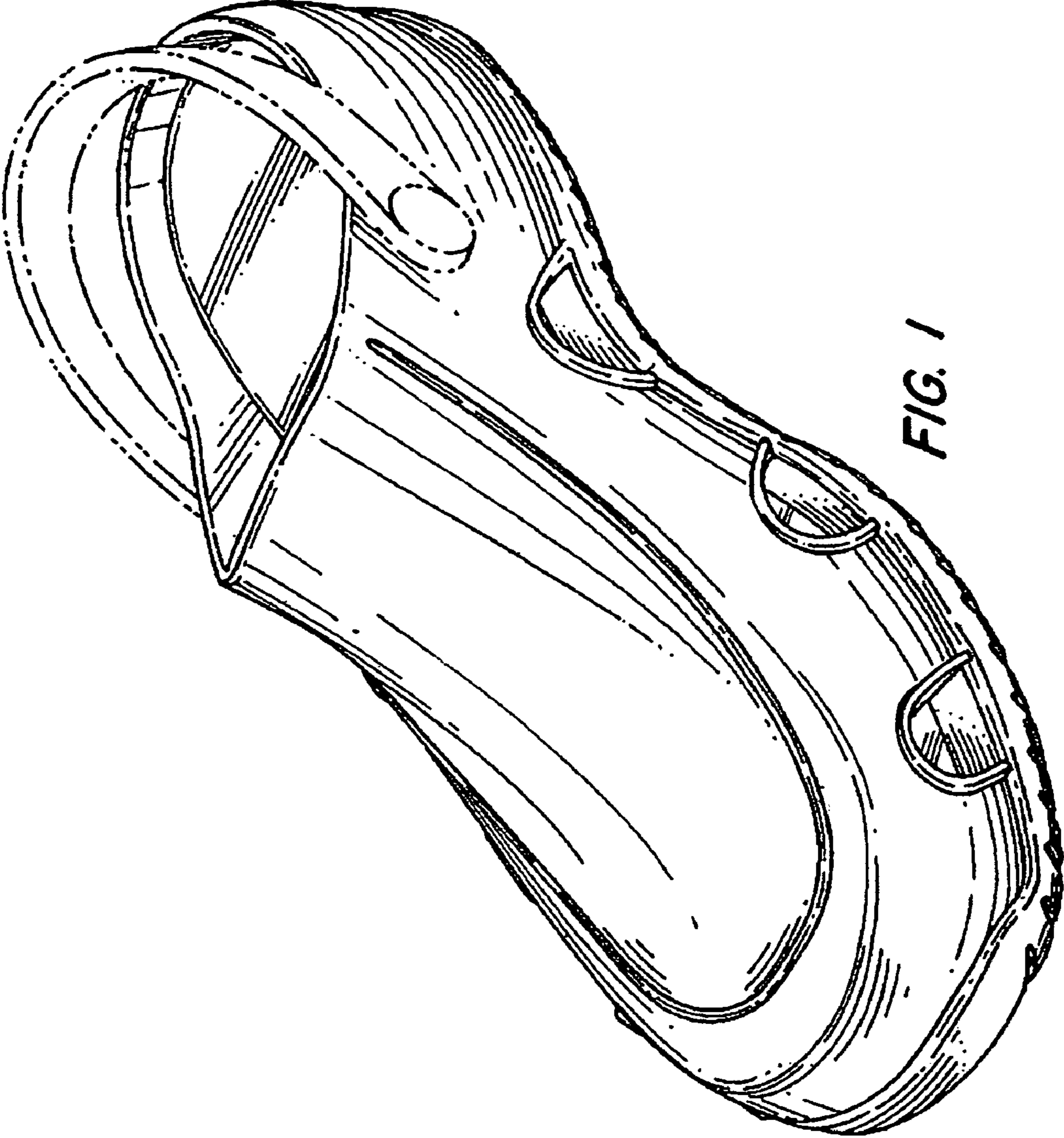
US D564,184 S

Page 2

U.S. PATENT DOCUMENTS

D483,555 S	12/2003	Robinson, Jr. et al.	D2/954	D529,697 S *	10/2006	Earle	D2/960
D500,587 S *	1/2005	Doxey	D2/972	D535,088 S *	1/2007	Seamans	D2/969
D501,707 S	2/2005	Nakano	D2/959	D540,516 S *	4/2007	Weitzman	D2/953
D517,789 S *	3/2006	Seamans	D2/969	D545,033 S *	6/2007	Wolf	D2/926
D517,790 S *	3/2006	Seamans	D2/969	D551,433 S *	9/2007	Loverin	D2/953
D525,419 S *	7/2006	Seamans	D2/972				

* cited by examiner



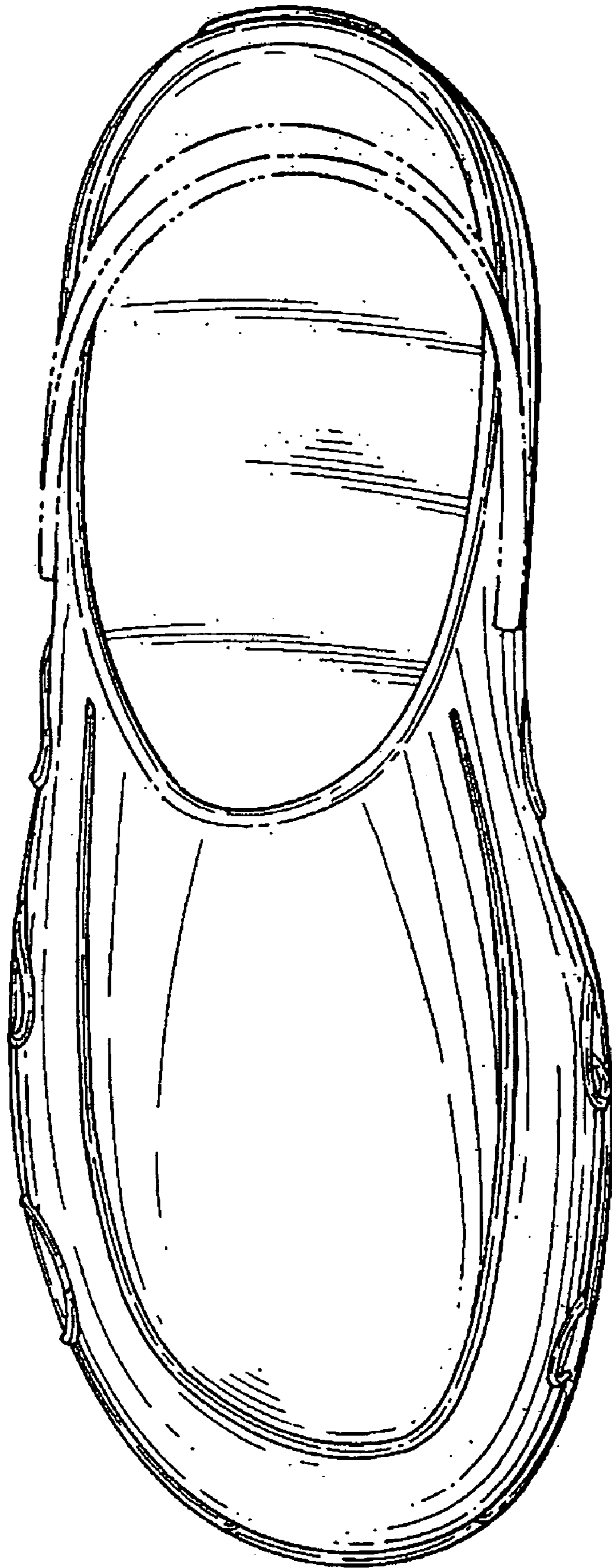


FIG. 2

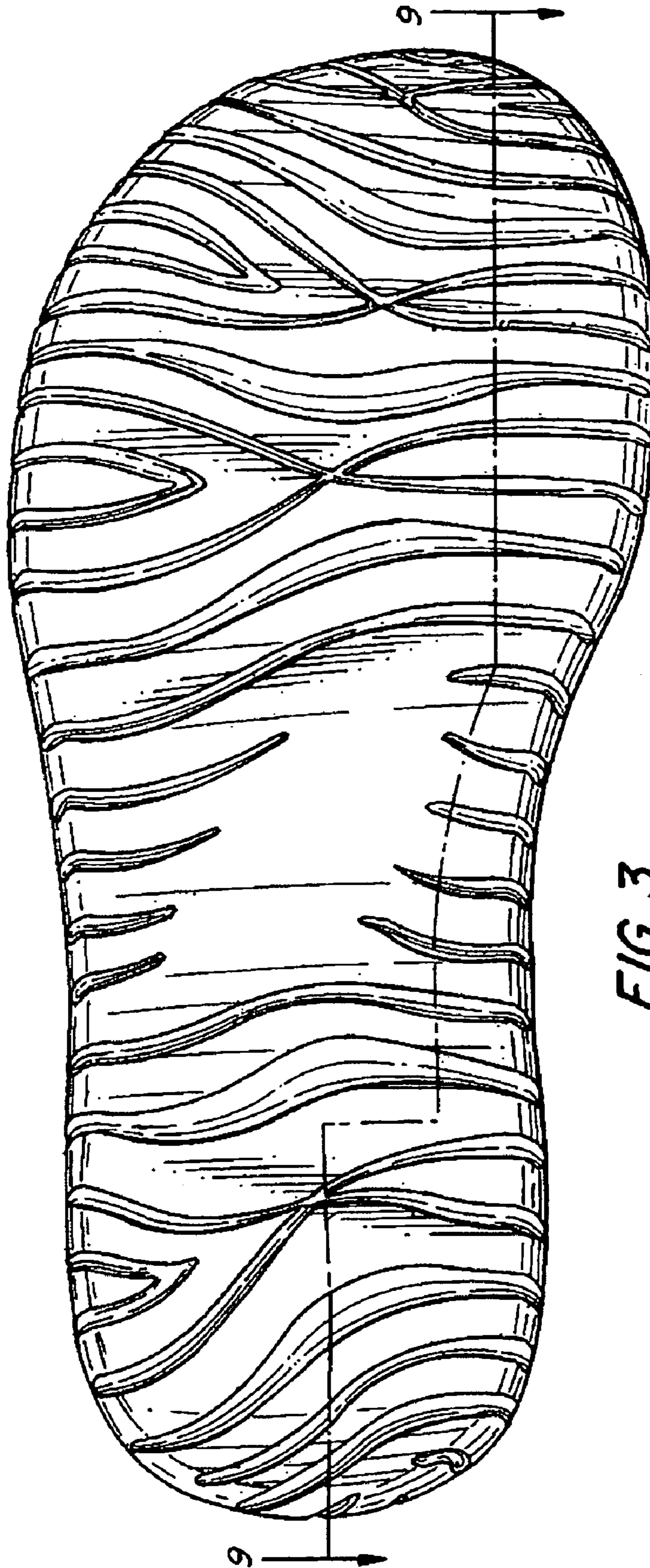


FIG. 3

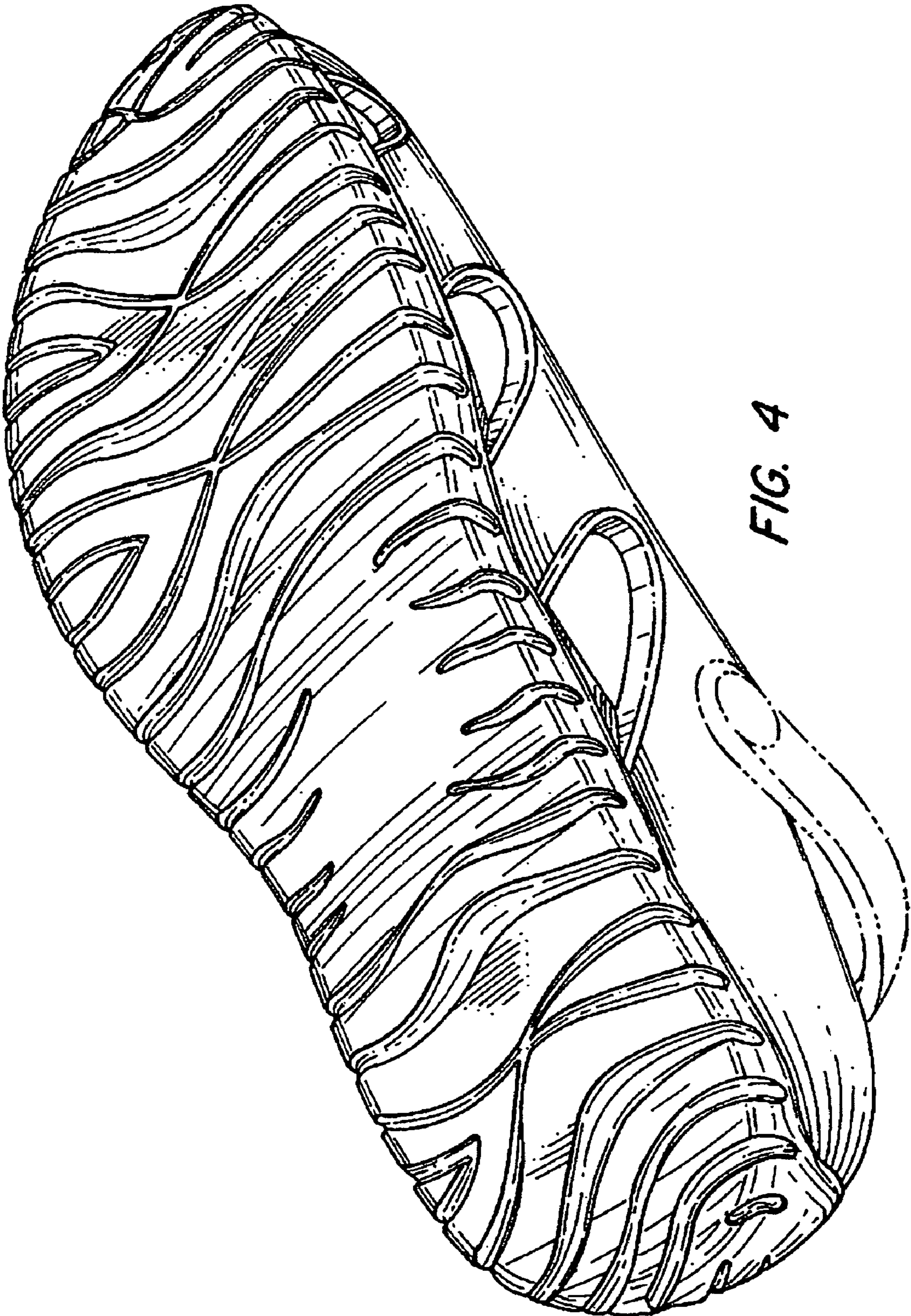


FIG. 4

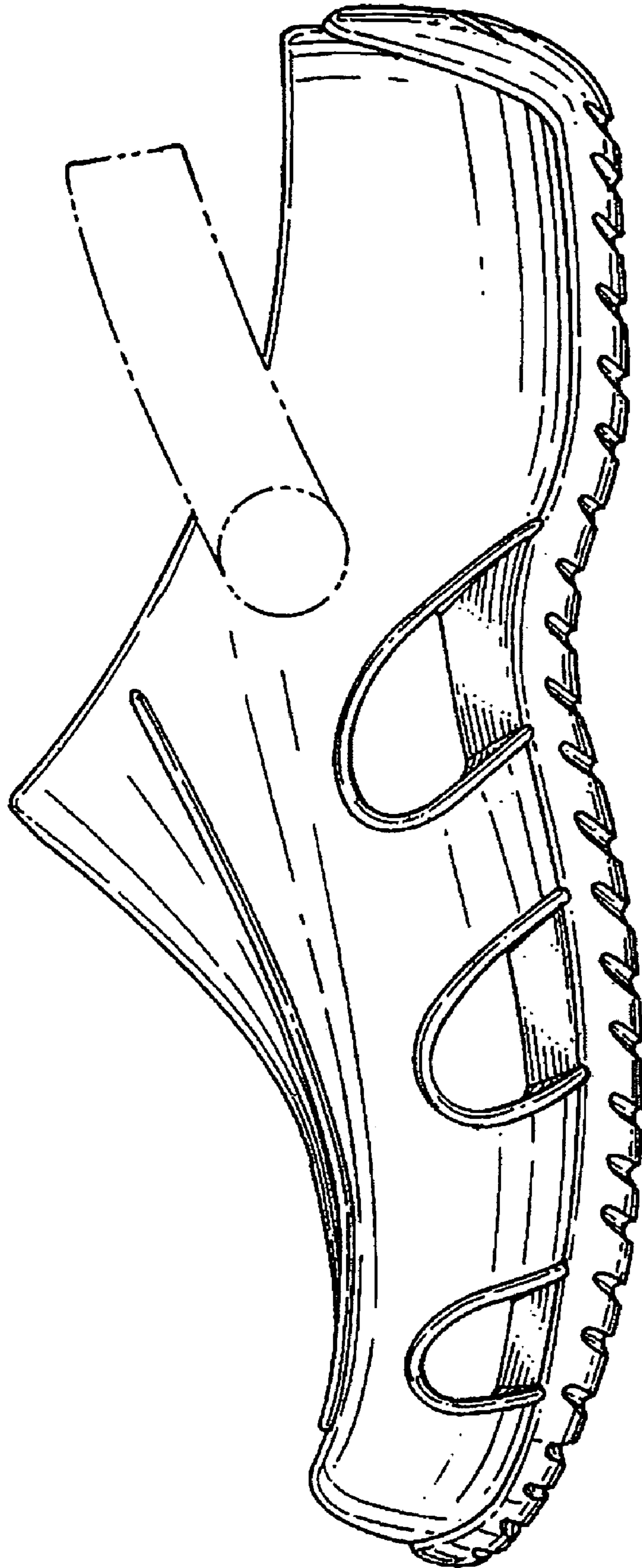


FIG. 5

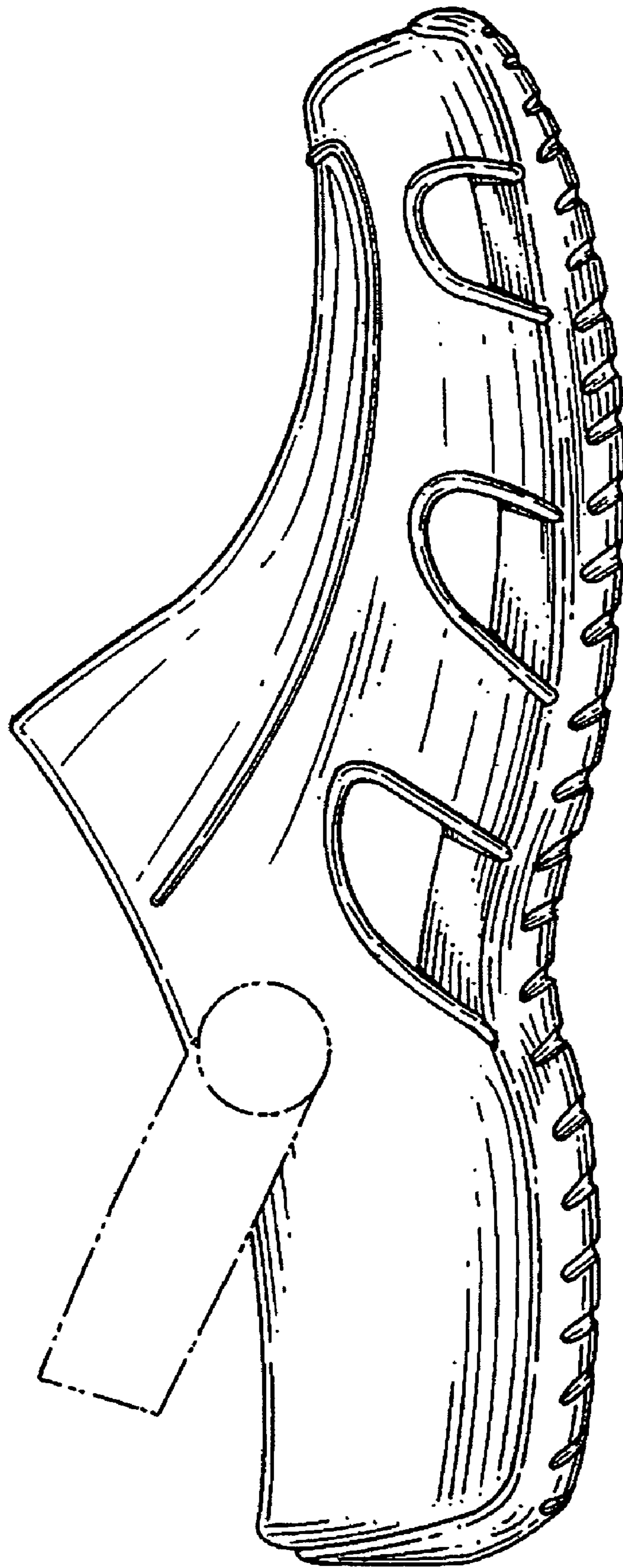


FIG. 6

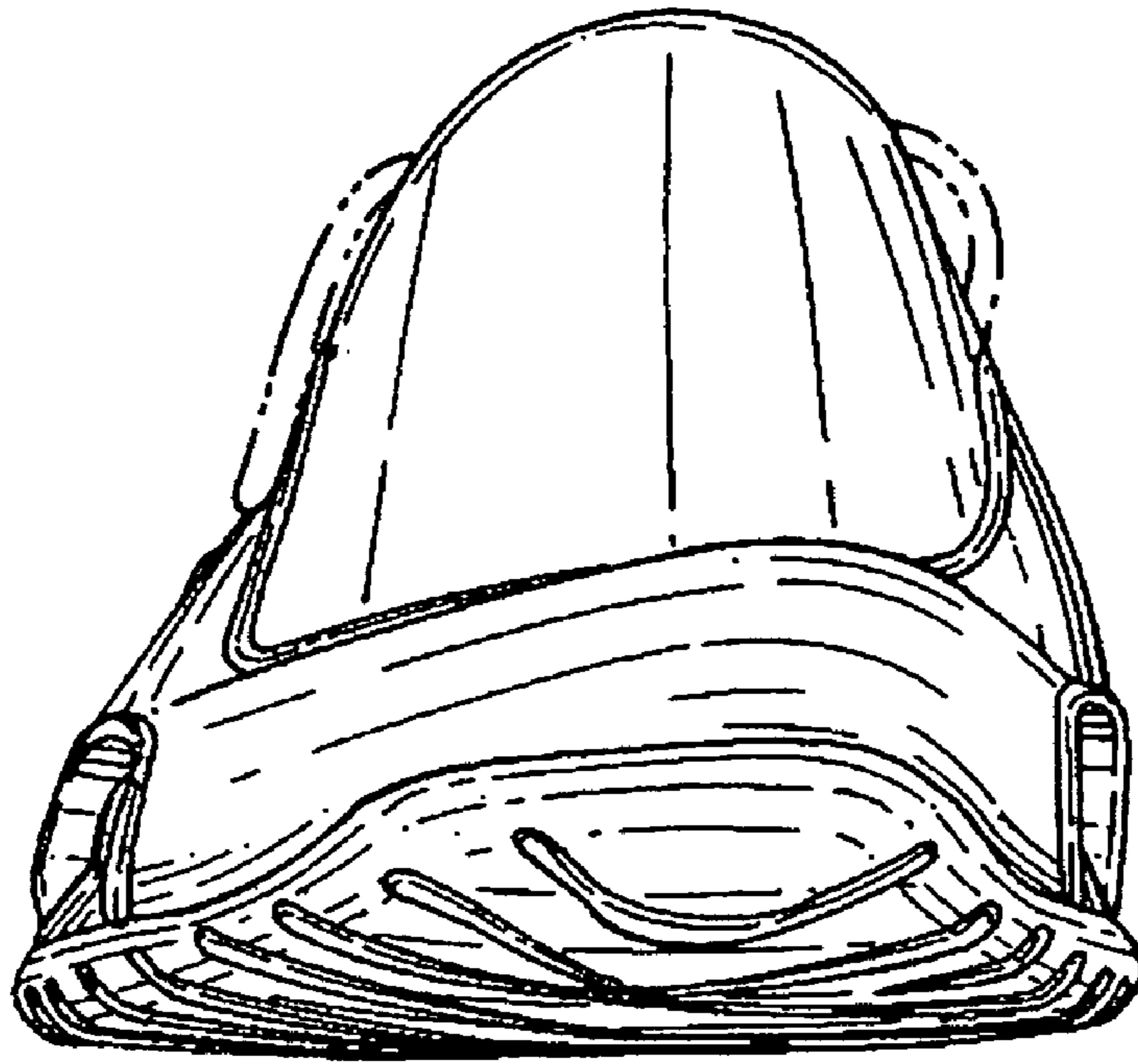


FIG. 7




FIG. 8

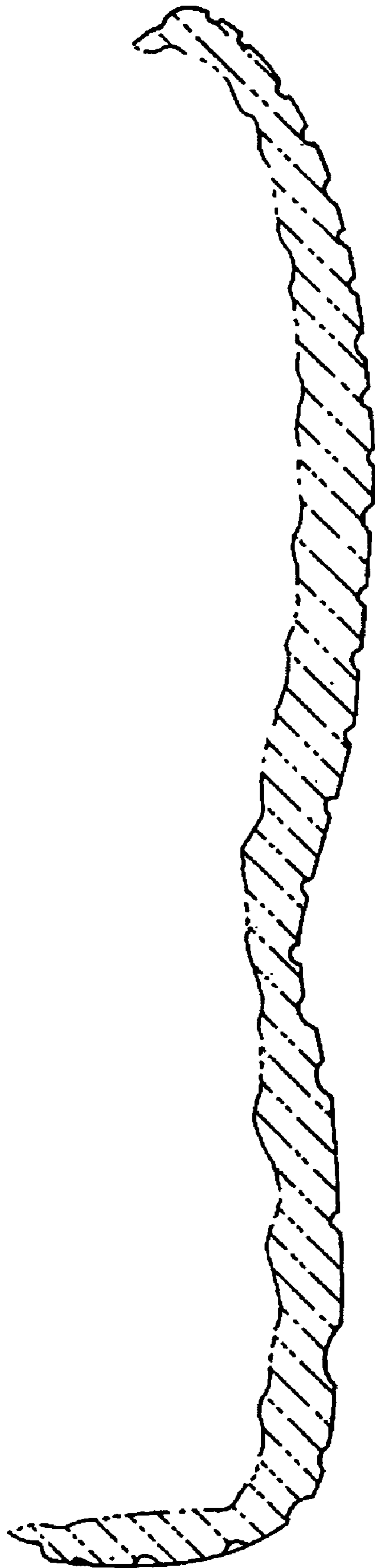


FIG. 9