

US00D564164S

(12) **United States Design Patent**
Harper et al.

(10) **Patent No.:** **US D564,164 S**
(45) **Date of Patent:** **** Mar. 11, 2008**

(54) **CLEANING IMPLEMENT**

(75) Inventors: **Richard Michael Harper**, Cincinnati, OH (US); **Leah Mallory Wood**, Park Hills, KY (US); **James Edward Poland**, Park Hills, KY (US); **Douglas Michael McGahan**, Milford, OH (US); **Karl Edward Thuemmler**, Hamilton, OH (US); **John Philip Stoddard**, Ben Lomond, CA (US); **Caroline Marie Flagiello**, San Francisco, CA (US); **Margrethe Elizabeth Koshland**, San Francisco, CA (US); **Anthony Piazza**, Palo Alto, CA (US); **Pontus Kaj Björn Wahlgren**, London (GB); **Gregory Clegg Spooner**, Hong Kong (CN)

(73) Assignee: **The Procter & Gamble Company**, Cincinnati, OH (US)

(**) Term: **14 Years**

(21) Appl. No.: **29/227,595**

(22) Filed: **Apr. 13, 2005**

(51) **LOC (8) Cl.** **04-01**

(52) **U.S. Cl.** **D32/51**

(58) **Field of Classification Search** D32/40,
D32/50, 51; 15/146, 147.1, 149, 159.1, 171,
15/190, 209.1, 228, 231

See application file for complete search history.

(56) **References Cited**

U.S. PATENT DOCUMENTS

5,815,878 A * 10/1998 Murakami et al. 15/231

D423,742 S *	4/2000	Kingry et al.	D32/40
D458,722 S *	6/2002	Romero et al.	D32/52
D465,890 S *	11/2002	Rivera et al.	D32/50
D480,188 S *	9/2003	Blouse	D32/50
D490,952 S *	6/2004	Ajluni	D32/50
D505,762 S *	5/2005	Lalanne et al.	D32/45
D510,466 S *	10/2005	Rosenzweig	D32/32
D514,267 S *	1/2006	Tsai	D32/45
D530,049 S *	10/2006	Berti	D32/44
2002/0194693 A1 *	12/2002	Wu	15/322
2003/0233718 A1 *	12/2003	Heathcock et al.	15/144.4
2006/0016037 A1 *	1/2006	Flora et al.	15/228

* cited by examiner

Primary Examiner—Alan P. Douglas

Assistant Examiner—Barbara Fox

(74) *Attorney, Agent, or Firm*—Thibault Fayette; Michael J. Sambrook; Larry L. Huston

(57) **CLAIM**

The ornamental design for a cleaning implement, as shown and described.

DESCRIPTION

FIG. 1 is a perspective view of a cleaning implement, embodying the new design;

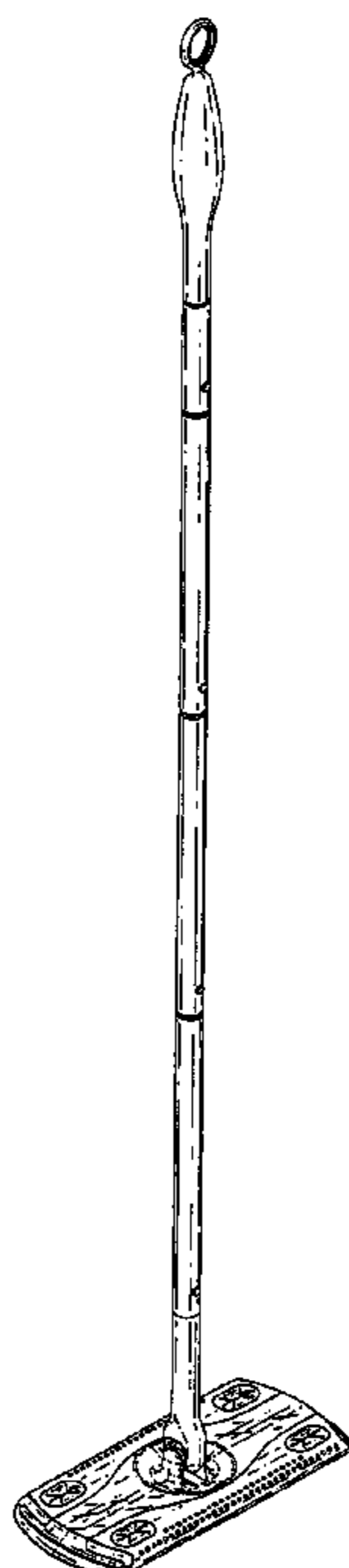
FIG. 2 is a top view thereof;

FIG. 3 is a bottom view thereof;

FIG. 4 is a front view thereof, the opposite back view is a mirror image thereto; and,

FIG. 5 is a right view thereof, the opposite left view is a mirror image thereto.

1 Claim, 2 Drawing Sheets



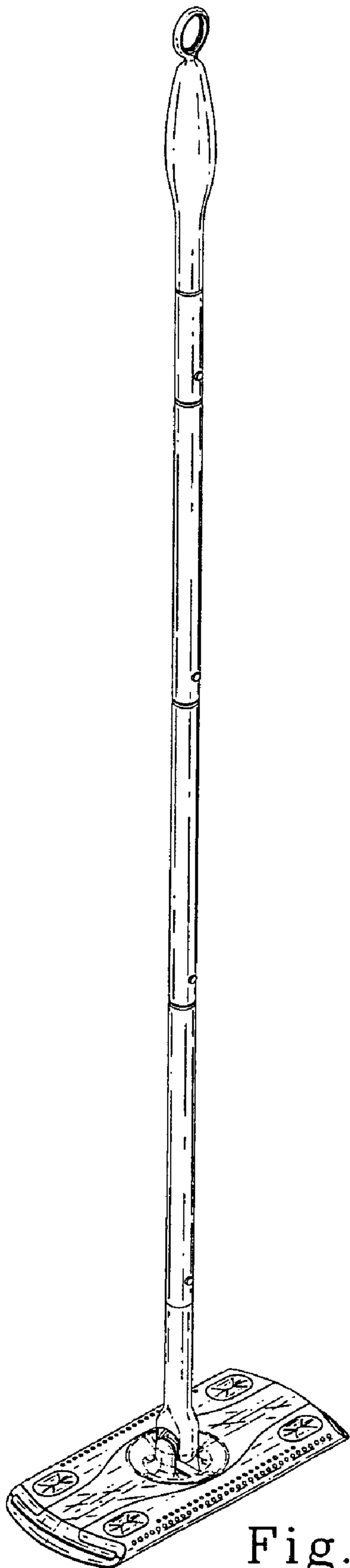


Fig. 1

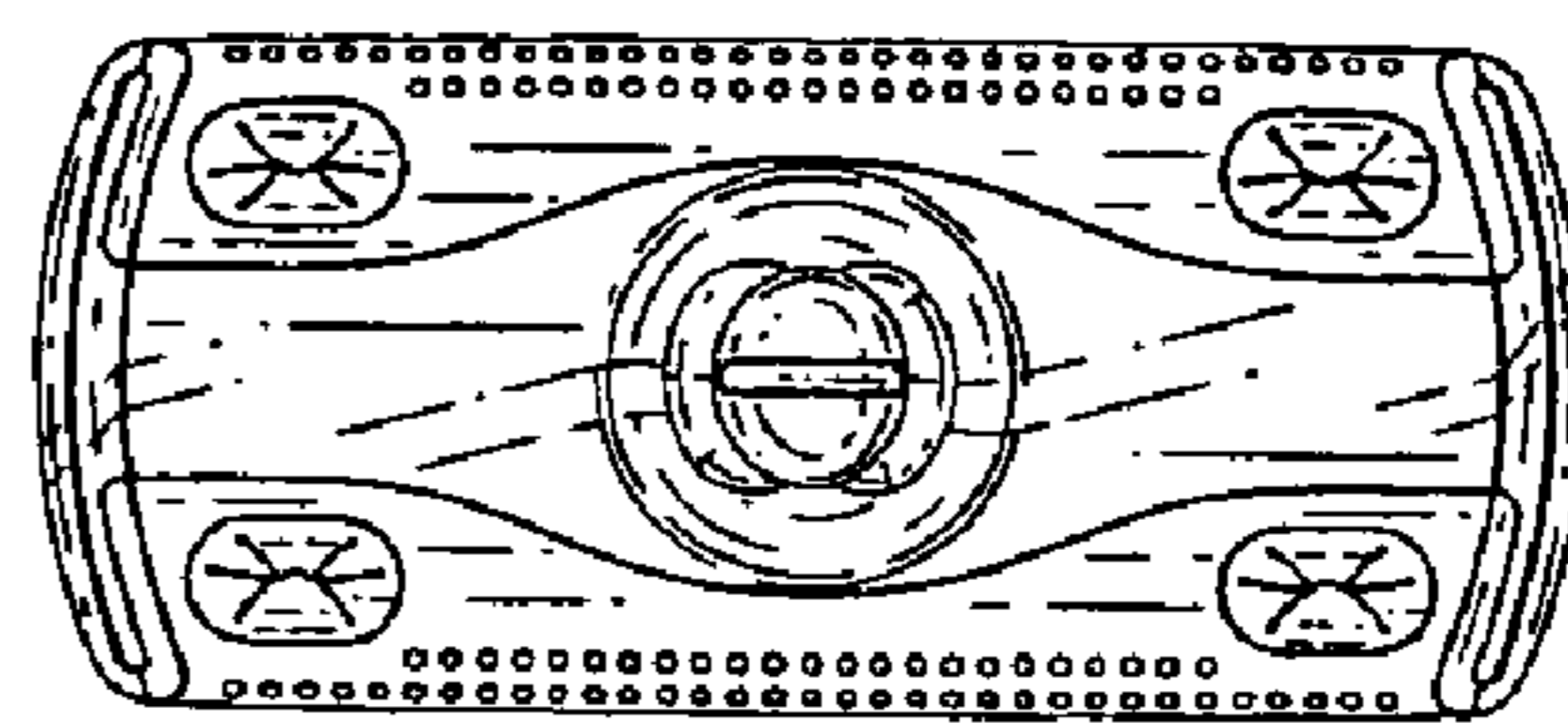


Fig. 2




Fig. 3

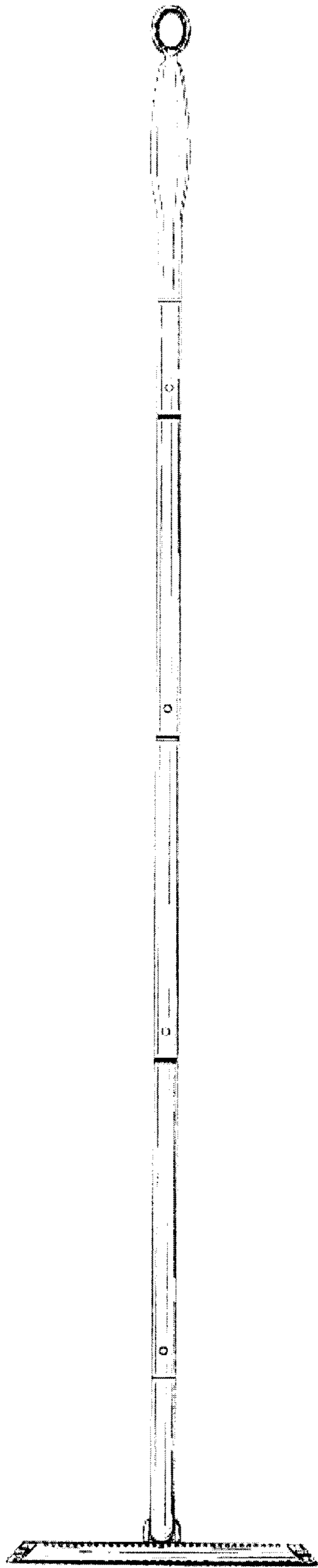


Fig. 4

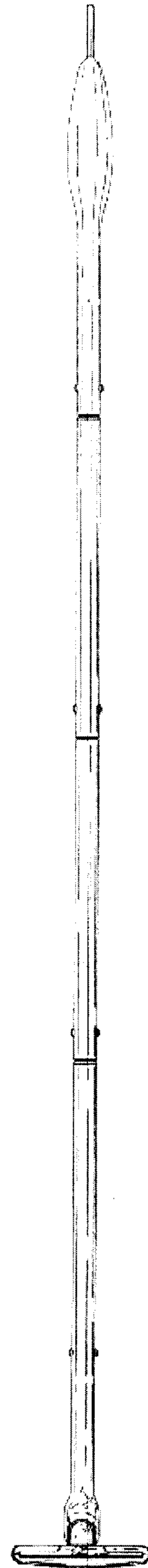


Fig. 5