



US00D564144S

(12) **United States Design Patent**
Kwon

(10) **Patent No.:** **US D564,144 S**
(45) **Date of Patent:** **** Mar. 11, 2008**

(54) **WASHING MACHINE**

D550,907 S * 9/2007 Jeon et al. D32/6

(75) Inventor: **Soon Uk Kwon**, Seoul (KR)

OTHER PUBLICATIONS

(73) Assignee: **LG Electronics Inc.**, Seoul (KR)

http://us.stll.yimg.com/us.st.yimg.com/l/usappliance_1966_47596036
Sep. 25, 2007.*

(**) Term: **14 Years**

http://us.stll.yimg.com/us.st.yimg.com/l/usappliance_1967_20507254 Sep. 25, 2007.*

(21) Appl. No.: **29/282,942**

* cited by examiner

(22) Filed: **Aug. 1, 2007**

Primary Examiner—Kathleen M. Sims
(74) *Attorney, Agent, or Firm*—Birch, Stewart, Kolasch & Birch, LLP

(30) **Foreign Application Priority Data**

Feb. 2, 2007 (KR) 30-2007-0004944

(57) **CLAIM**

(51) **LOC (8) Cl.** **15-05**

I claim the ornamental design for a washing machine, as shown and described.

(52) **U.S. Cl.** **D32/6**

(58) **Field of Classification Search** D32/1,
D32/5, 25, 6, 8; 34/523–524, 58, 108, 417,
34/130–132, 499, 534, 600, 603; 68/12.08,
68/3 R, 5 R, 12.01; 312/31

See application file for complete search history.

DESCRIPTION

FIG. 1 is a perspective view of a washing machine showing my new design;

(56) **References Cited**

U.S. PATENT DOCUMENTS

- D517,257 S * 3/2006 Kim et al. D32/6
- D520,686 S * 5/2006 Jeon et al. D32/6
- D528,712 S * 9/2006 Ha et al. D32/6
- D528,713 S * 9/2006 Ha et al. D32/6
- D544,658 S * 6/2007 Kim et al. D32/6
- D549,900 S * 8/2007 Kim et al. D32/6

FIG. 2 is a front elevation view thereof;

FIG. 3 is a rear elevation view thereof;


FIG. 4 is a left-side elevation view thereof;

FIG. 5 is a right-side elevation view thereof;

FIG. 6 is a top plan view thereof; and,

FIG. 7 is a bottom plan view thereof.

1 Claim, 5 Drawing Sheets






FIG. 1

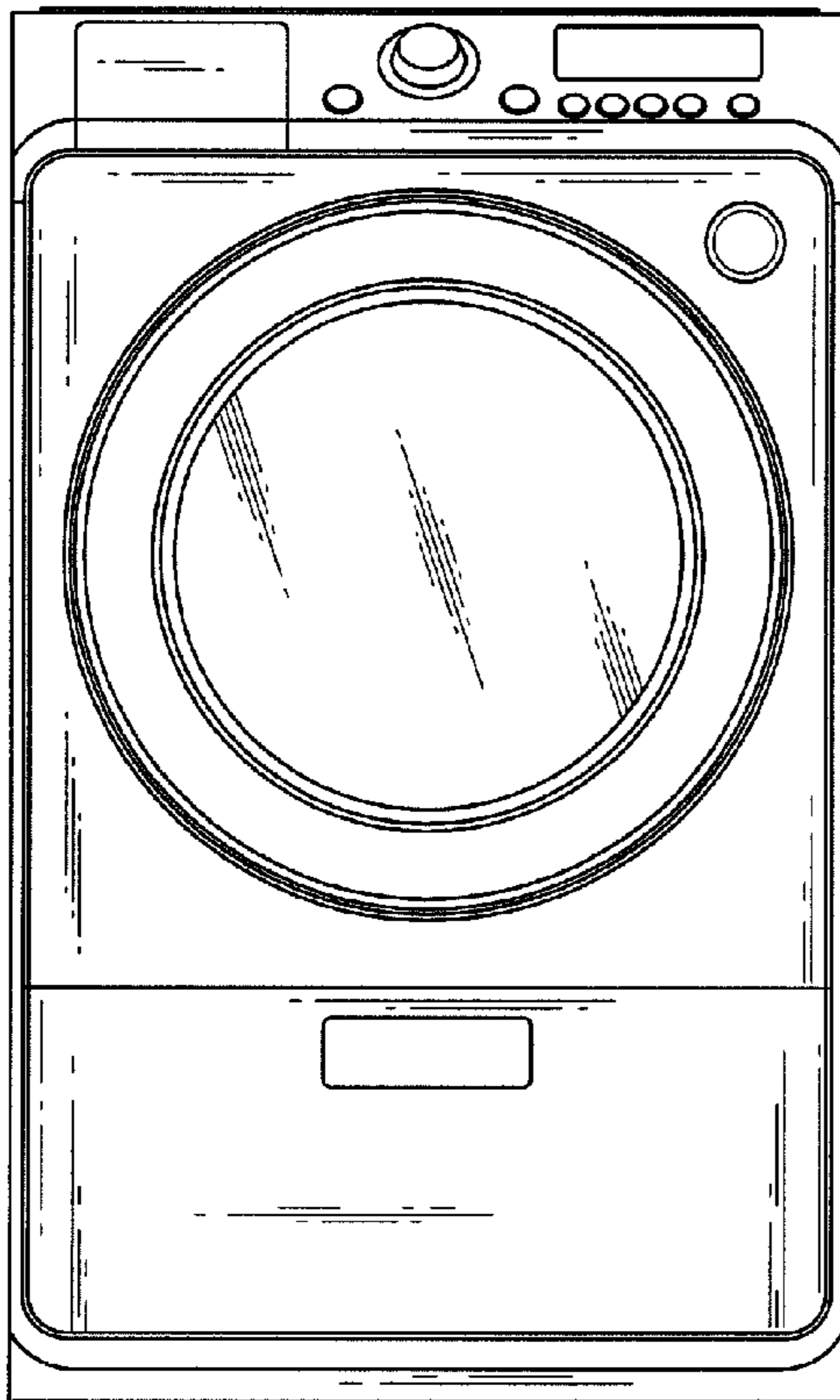


FIG.2




FIG.3

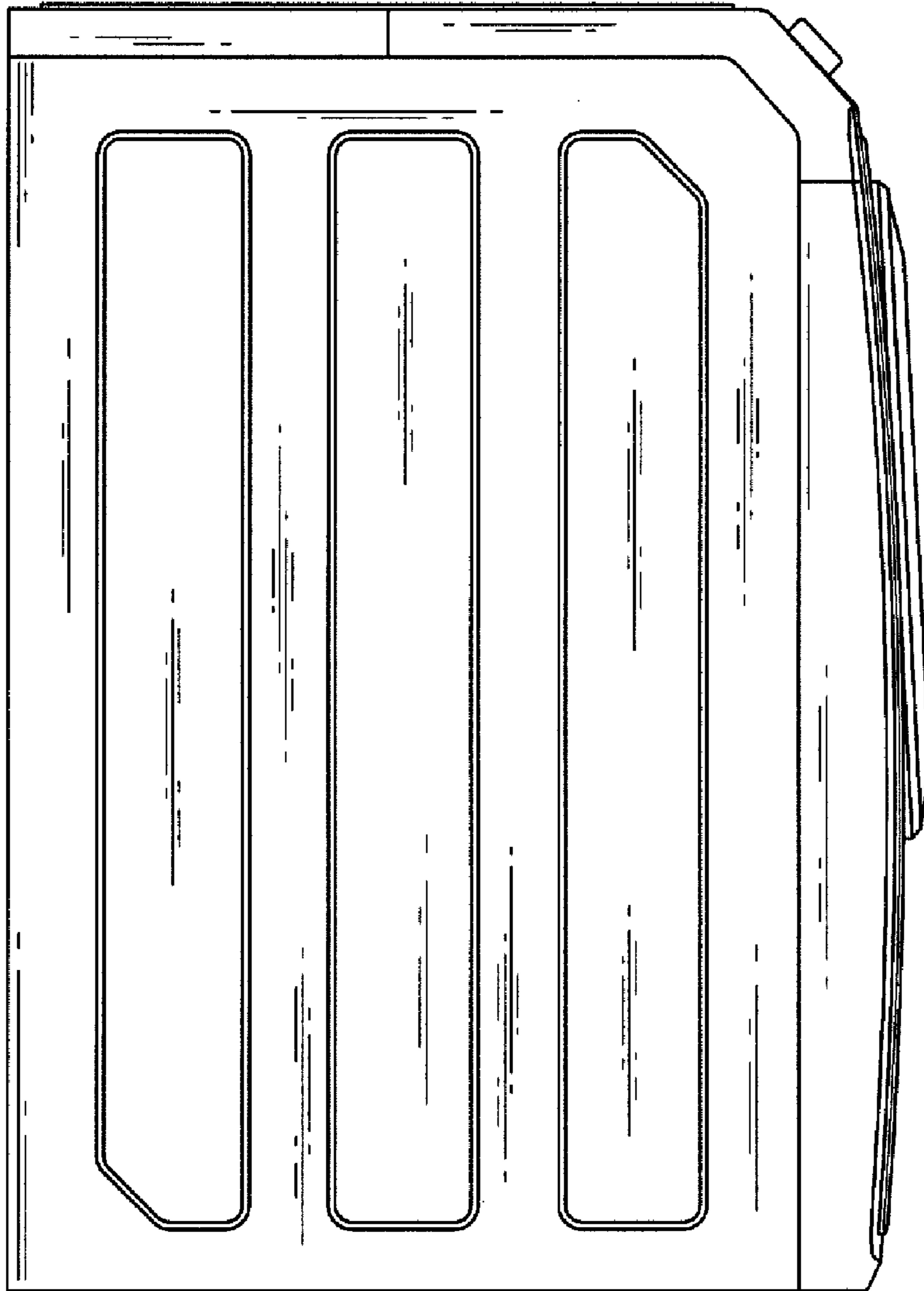


FIG.4




FIG. 5

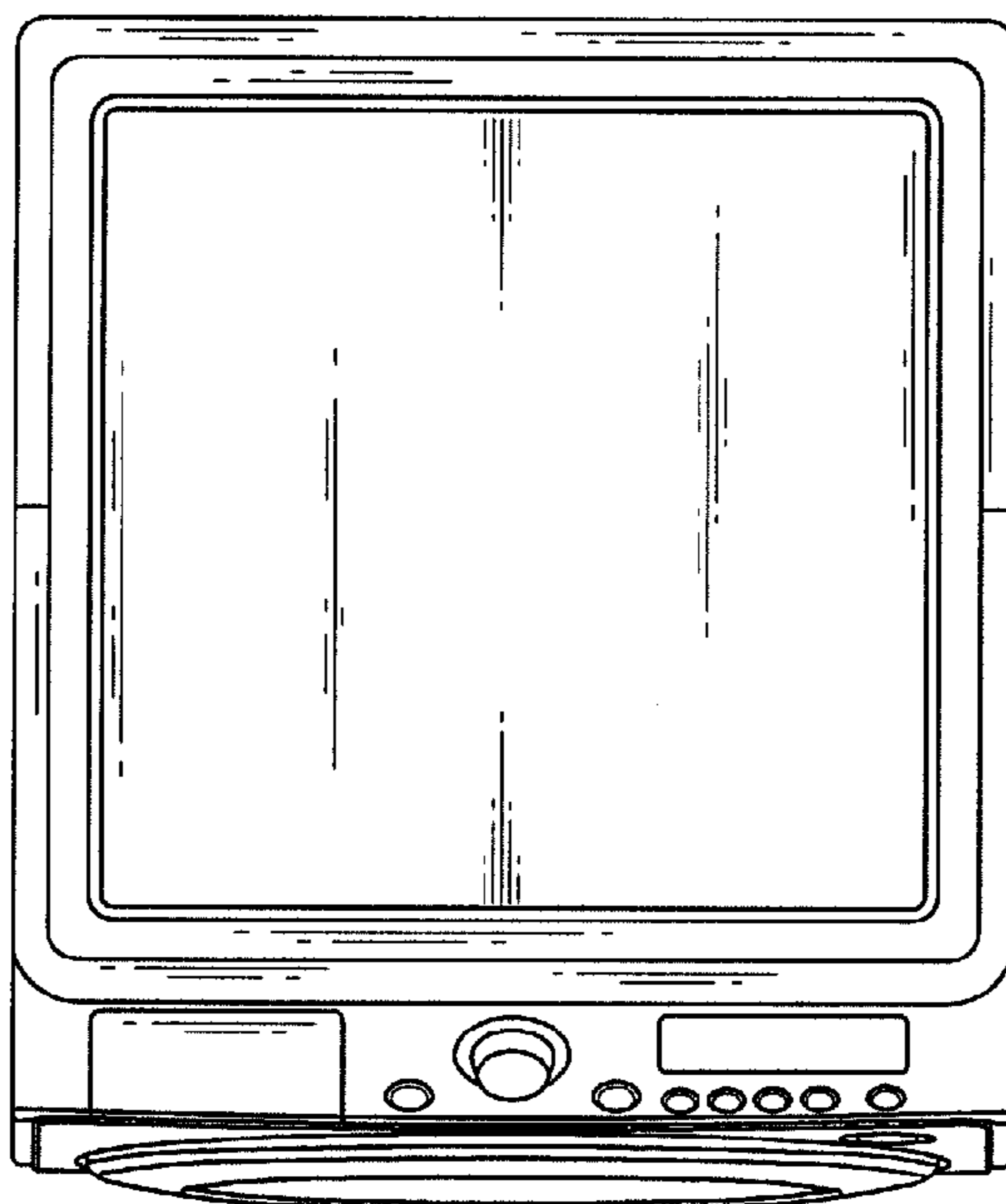


FIG. 6




FIG. 7