

US00D564134S

(12) **United States Design Patent**  
**Brundage**

(10) **Patent No.:** **US D564,134 S**  
(45) **Date of Patent:** **\*\* Mar. 11, 2008**

(54) **COMFORTABLE PROTECTIVE HEADWEAR FOR CHILDREN**

(76) Inventor: **Leah J. Brundage**, 4219 McKoon Ave.,  
Niagara Falls, NY (US) 14305

(\*\*) Term: **14 Years**

(21) Appl. No.: **29/277,321**

(22) Filed: **Feb. 21, 2007**

(51) **LOC (8) Cl.** ..... **29-02**

(52) **U.S. Cl.** ..... **D29/102**

(58) **Field of Classification Search** ..... D2/865,  
D2/878, 891, 501; 2/9, 171-173, 202-206,  
2/209.13, 5, 6.1, 6.3, 6.5-6.7, 410-412, 414,  
2/416-418, 421-425, 455, 8.1-8.5, 8.7, 8.8,  
2/175.6; D29/102, 105, 106, 108, 110, 122;  
D24/191; 128/857, 858, 859, 863, 201.24  
See application file for complete search history.

(56) **References Cited**

**U.S. PATENT DOCUMENTS**

- 1,883,756 A \* 10/1932 Bloom ..... 2/172
- 3,377,628 A 4/1968 Le Sante
- D246,324 S 11/1977 Oord
- 4,453,276 A 6/1984 Smith et al.
- D295,800 S 5/1988 Shelton, Jr.
- D358,003 S 5/1995 Losi, II
- D360,746 S 8/1995 Bowser
- 5,437,064 A \* 8/1995 Hamaguchi ..... 2/414
- D363,145 S \* 10/1995 Newman et al. .... D29/106

- D366,557 S 1/1996 Ashby et al.
- D370,309 S \* 5/1996 Stucky ..... D29/102
- D431,327 S 9/2000 Haskins
- 6,301,716 B1 \* 10/2001 Ross ..... 2/171
- D482,163 S \* 11/2003 Brown ..... D29/102
- D493,002 S 7/2004 Edwards
- 2006/0225187 A1 \* 10/2006 Wu ..... 2/425

\* cited by examiner

*Primary Examiner*—Ruth McInroy

(74) *Attorney, Agent, or Firm*—Louis Ventre, Jr.

(57) **CLAIM**

The ornamental design for comfortable protective headwear for children, as shown and described.

**DESCRIPTION**

FIG. 1 is a front elevational view of a comfortable protective headwear for children showing my new design;

FIG. 2 is a top plan view thereof;

FIG. 3 is a left side elevational view thereof wherein the lower portion of the strap containing the male clip is not shown;


FIG. 4 is a rear elevational view thereof;

FIG. 5 is a right side elevational view thereof; and,

FIG. 6 is a front elevational view thereof.

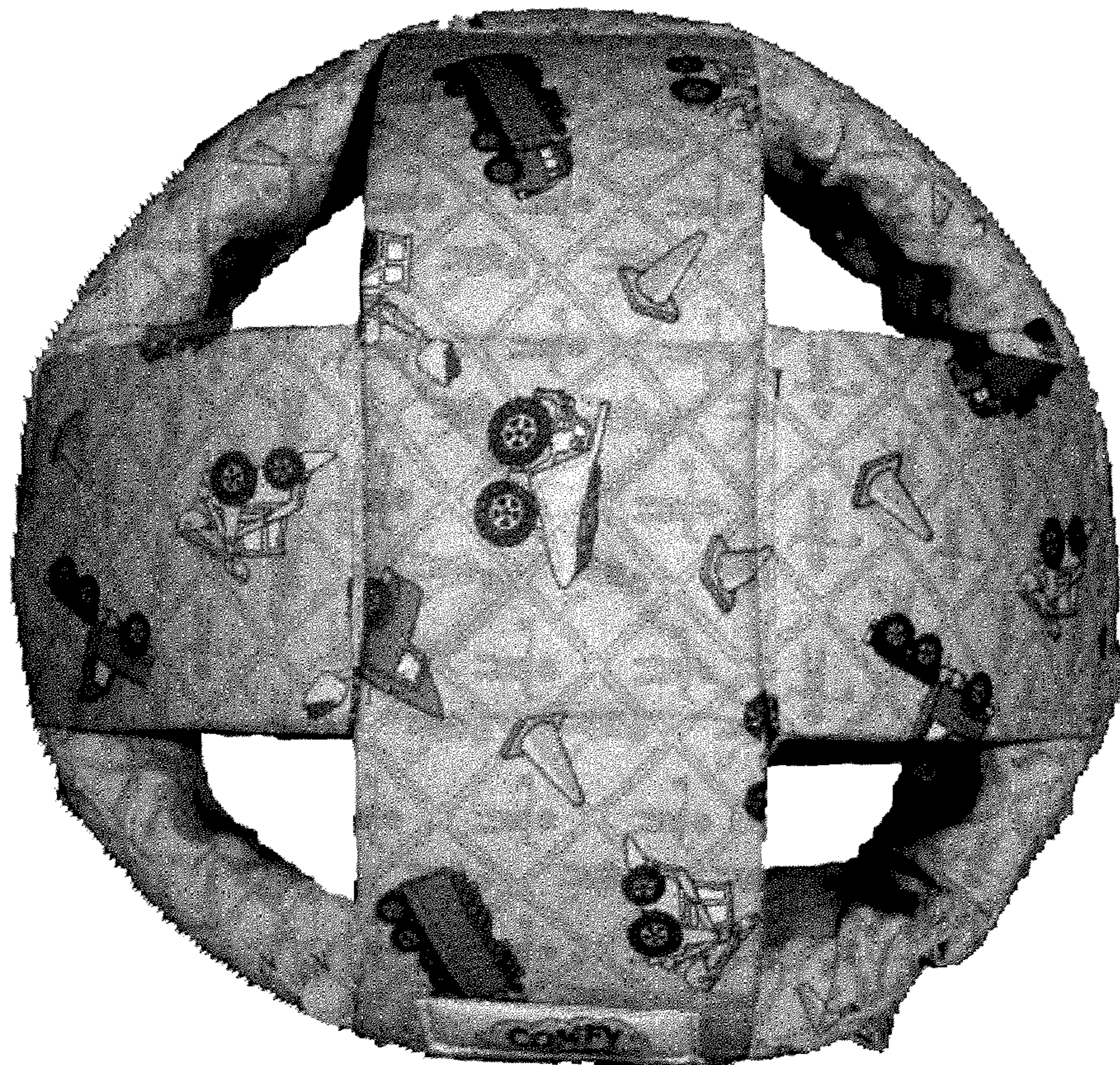
The strap is shown in a buckled position in FIGS. 1, 2, 4 and 6 and in an unbuckled position in FIGS. 3 and 5.

**1 Claim, 5 Drawing Sheets**

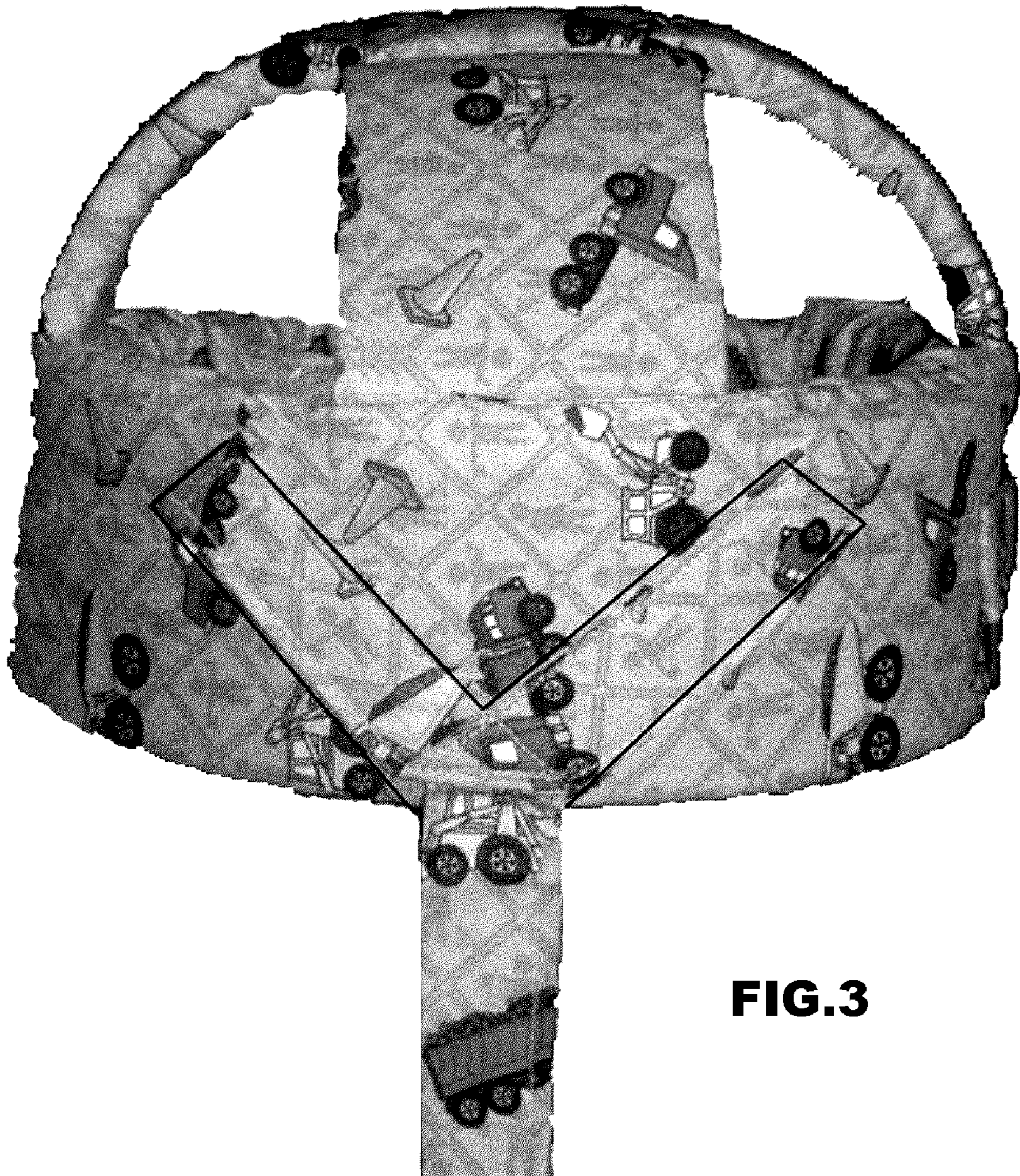




**FIG. 1**



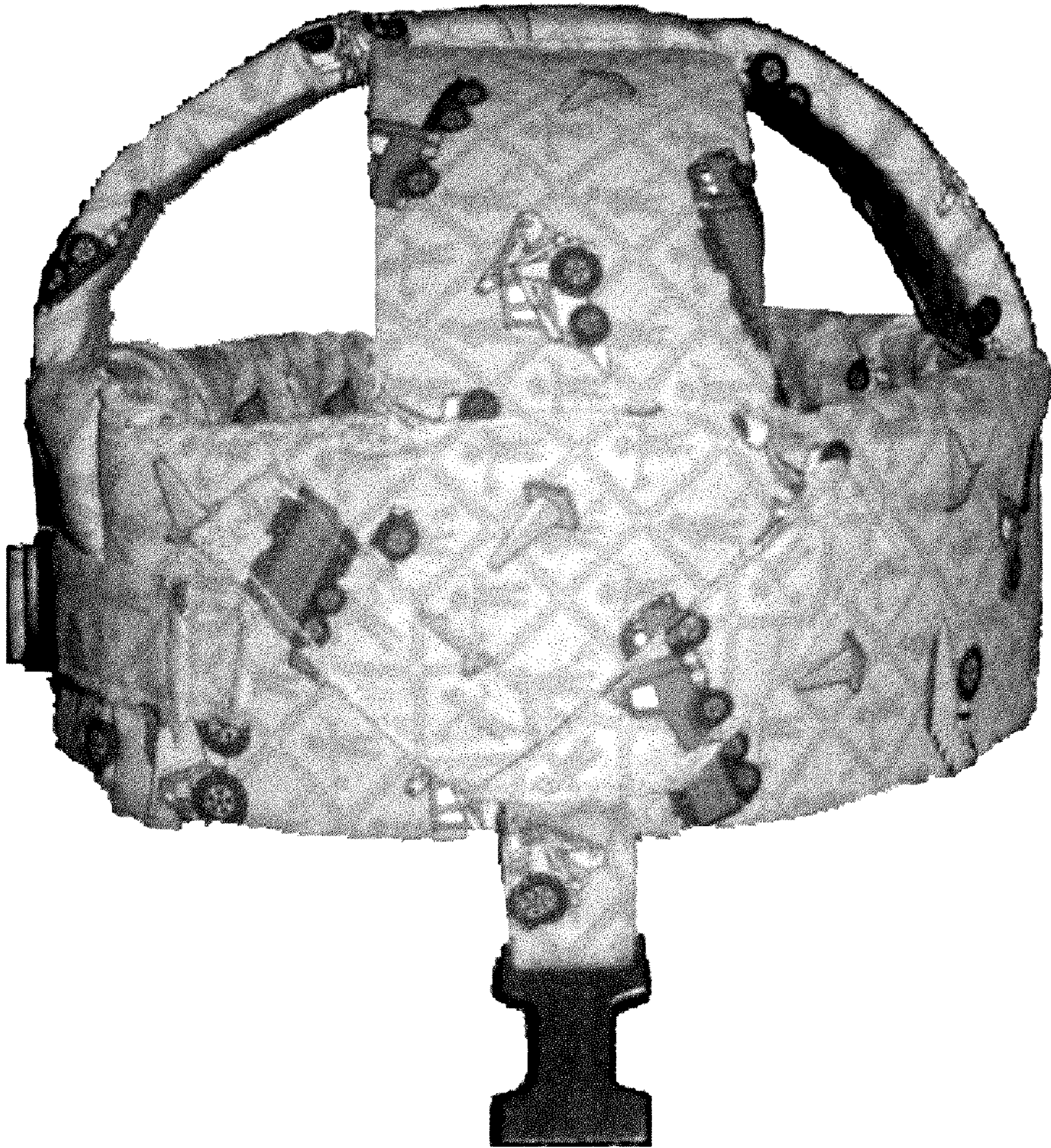
**FIG. 2**



**FIG.3**



**FIG.4**



**FIG.5**



**FIG.6**