



US00D564109S

(12) **United States Design Patent**
Sato et al.

(10) **Patent No.: US D564,109 S**
(45) **Date of Patent: ** Mar. 11, 2008**

(54) **HEADLIGHT FOR A MOTOR VEHICLE**

D550,384 S * 9/2007 Shimokawa et al. D26/28

(75) Inventors: **Youichi Sato**, Hiroshima (JP); **Dai Kimura**, Hiroshima (JP); **Takeshi Shinohara**, Hiroshima (JP); **Yuki Suga**, Hiroshima (JP); **Ryuji Kumagai**, Hiroshima (JP); **Atsunori Mori**, Hiroshima (JP)

FOREIGN PATENT DOCUMENTS

JP	D1204303	5/2004
JP	D1243226	6/2005
JP	D1271524	5/2006
JP	D1288235	12/2006

* cited by examiner

(73) Assignee: **Mazda Motor Corporation**, Hiroshima (JP)

Primary Examiner—Marcus A. Jackson

(74) *Attorney, Agent, or Firm*—Nixon Peabody LLP; Donald R. Studebaker

(**) Term: **14 Years**

(21) Appl. No.: **29/287,130**

(57) **CLAIM**

(22) Filed: **Jul. 2, 2007**

The ornamental design for a headlight for a motor vehicle, as shown and described.

(51) **LOC (8) Cl.** **26-06**

(52) **U.S. Cl.** **D26/28**

(58) **Field of Classification Search** D26/28-36;
362/459-468, 475-478, 485-487

See application file for complete search history.

DESCRIPTION

(56) **References Cited**

U.S. PATENT DOCUMENTS

D500,564 S *	1/2005	Uemoto et al.	D26/28
D521,163 S *	5/2006	Song	D26/28
D523,571 S *	6/2006	Sugimoto	D26/28
D539,948 S *	4/2007	Katagiri et al.	D26/28

FIG. 1 is a perspective view of a headlight for a motor vehicle;

FIG. 2 is a front view thereof;

FIG. 3 is a right side view thereof; and,

FIG. 4 is a top view thereof.

The portion shown by broken lines is for illustrative purposes only and forms no part of the claimed design.

1 Claim, 2 Drawing Sheets

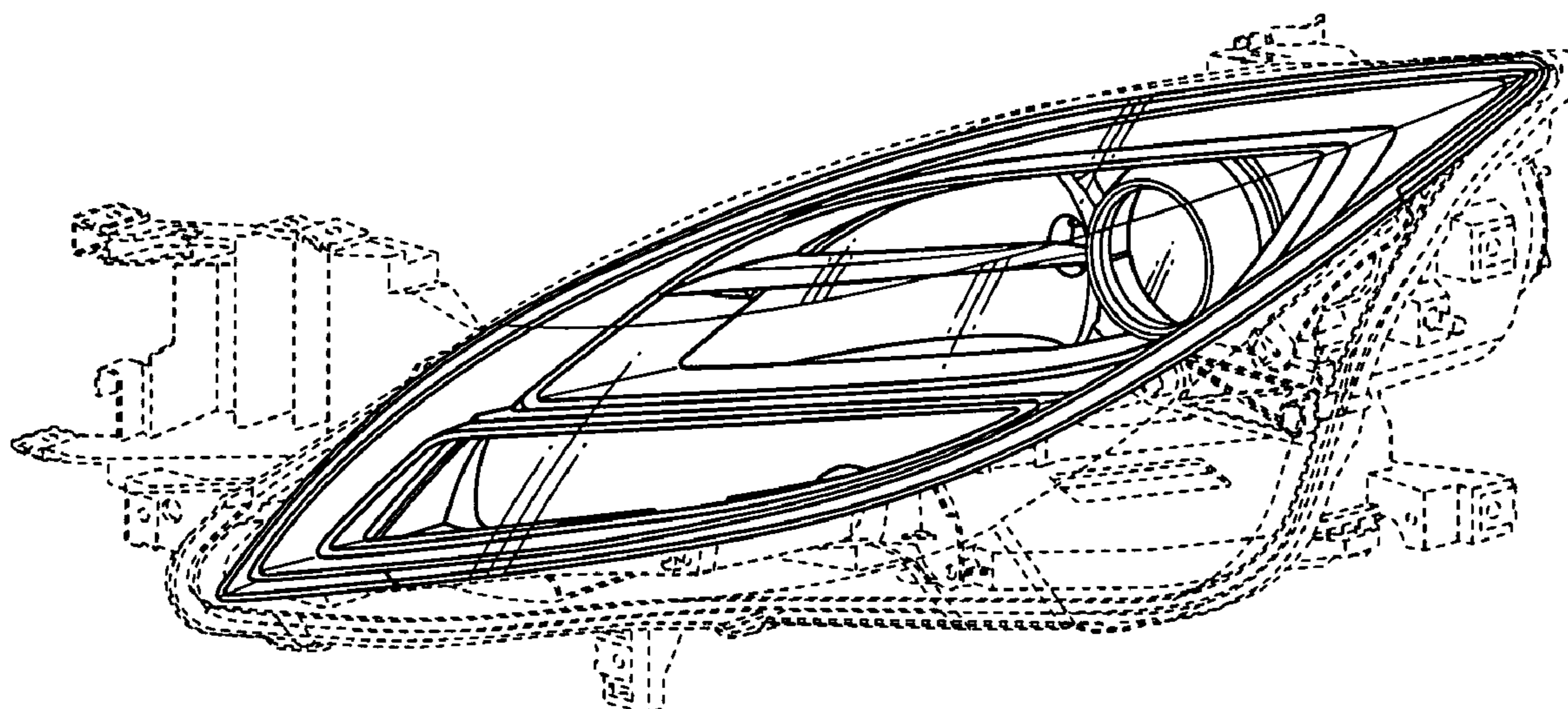


FIG.1

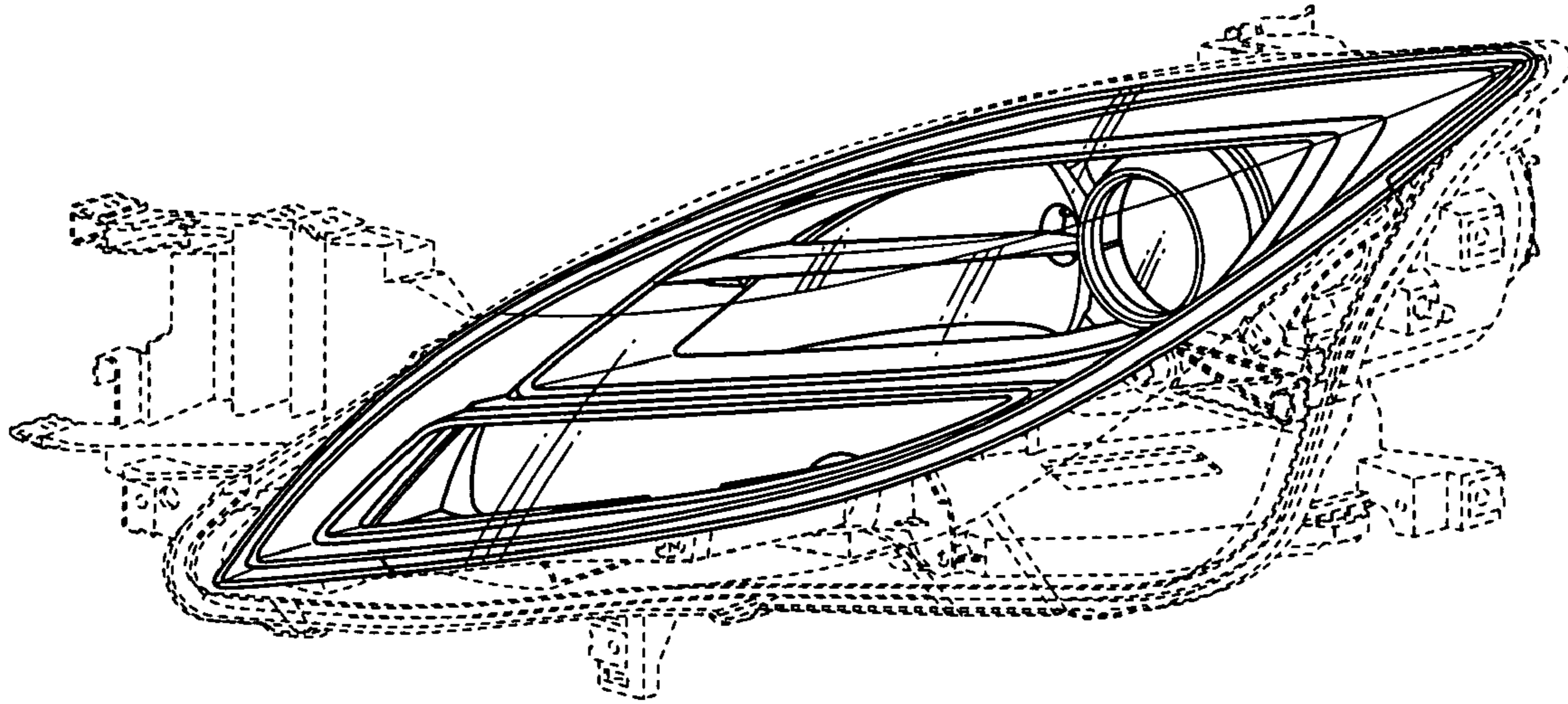


FIG.2

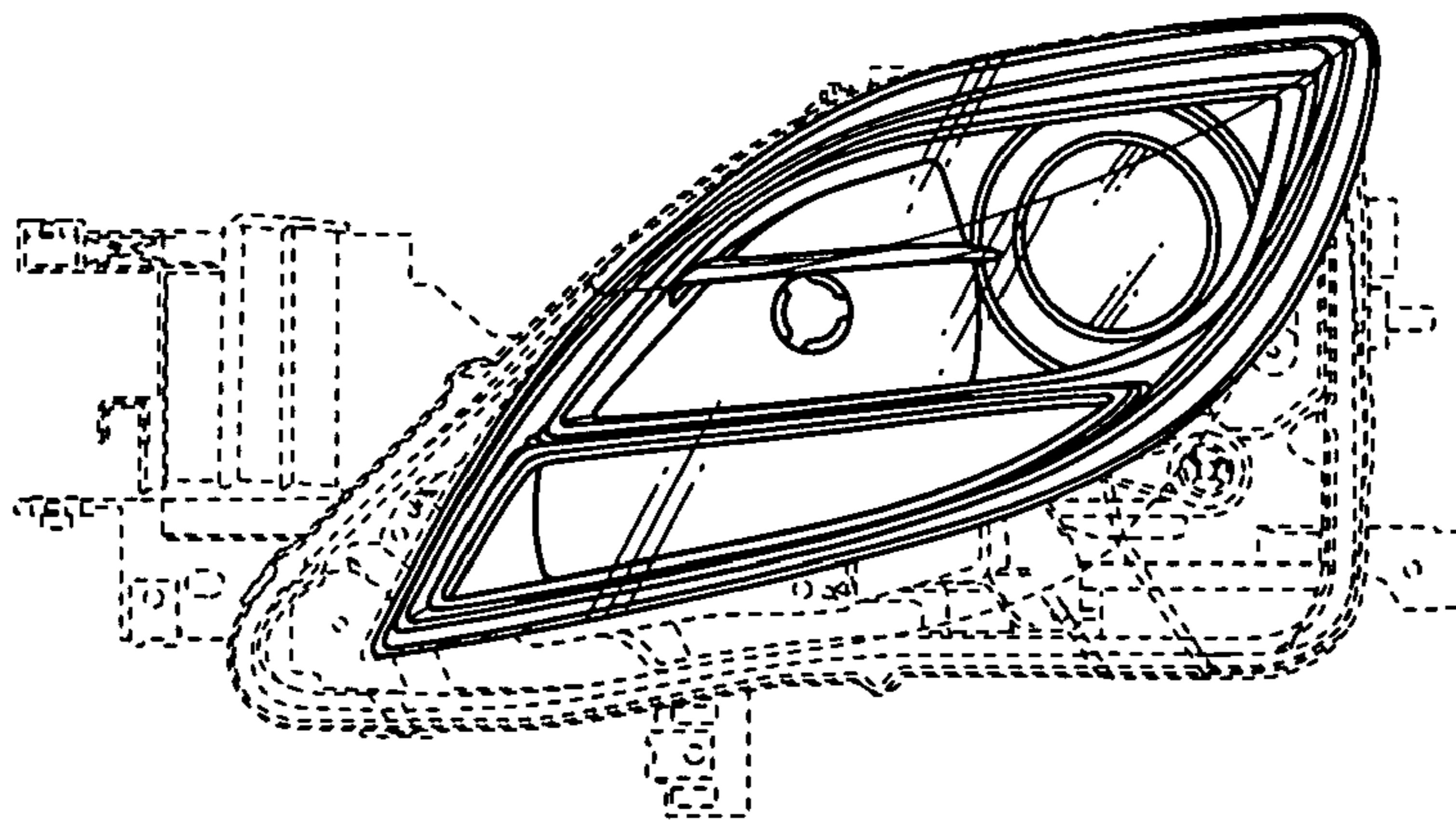


FIG.3

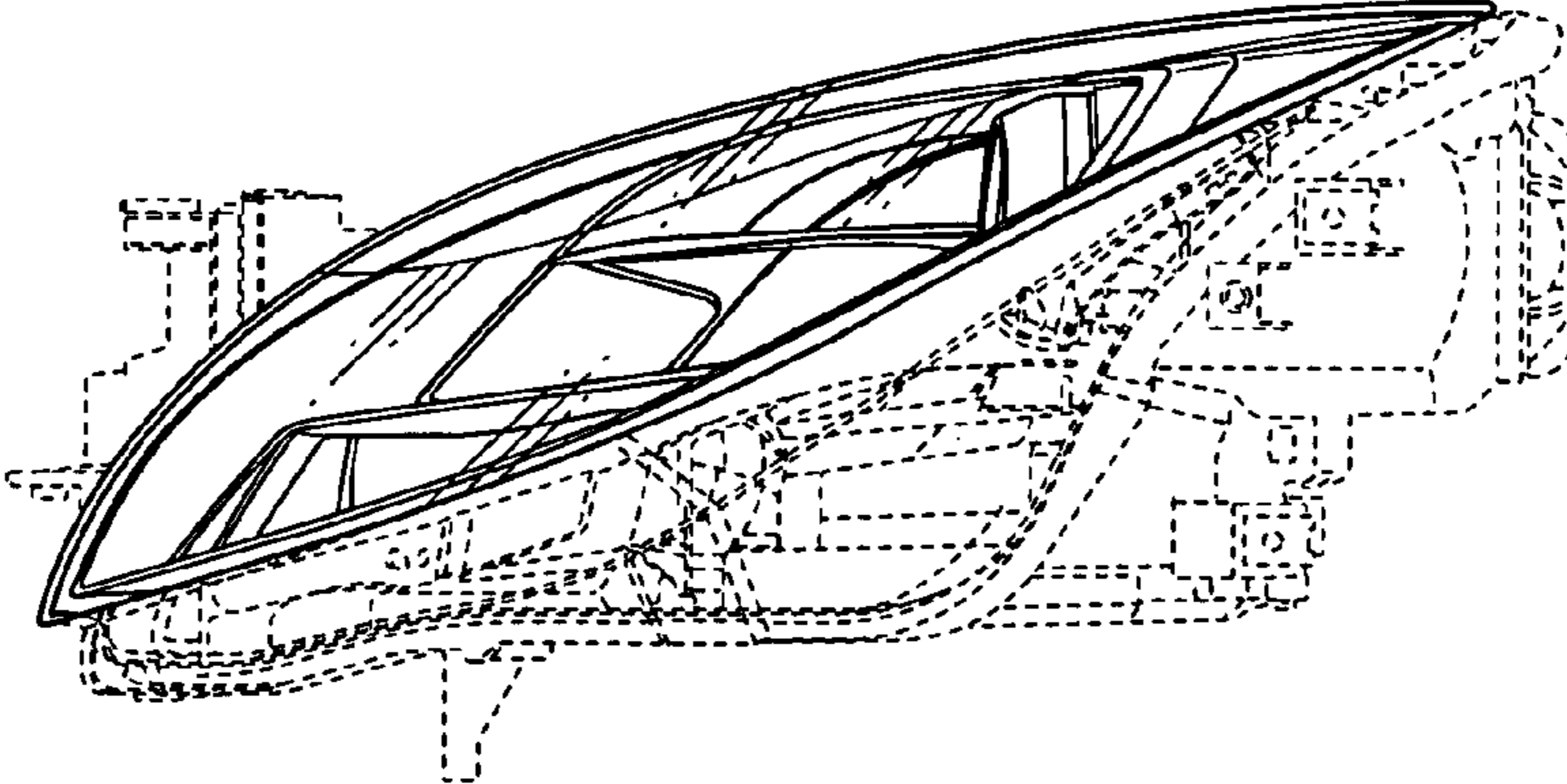


FIG.4

