



US00D564102S

(12) **United States Design Patent** (10) **Patent No.:** **US D564,102 S**  
**Meyer et al.** (45) **Date of Patent:** **\*\* Mar. 11, 2008**

(54) **DOOR PANEL**

D528,665 S 9/2006 Lynch et al.  
D532,114 S 11/2006 Hackett et al.

(75) Inventors: **Pat J. Meyer**, Maineville, OH (US);  
**Paul A. Siudzinski**, Springboro, OH  
(US); **Teresa McGuire**, Cincinnati, OH  
(US); **Jeremy M. Melis**, Fairfield, OH  
(US)

**OTHER PUBLICATIONS**

Therma-Tru Doors, The Rustic Collection, Therm-Tru Corporation,  
9 pp., 2004.  
Jeld-Wen Windows and Doors, p. 36, Apr. 2004, www.  
sheltermagazine.com.  
“First Look,” REMODELING, Oct. 2003, p. 182.  
Product information, Jeld-Wen Windows and Doors, 4 pp.

(73) Assignee: **Pella Corporation**, Pella, IA (US)

\* cited by examiner

(\*\*) Term: **14 Years**

*Primary Examiner*—Doris Clark

(21) Appl. No.: **29/275,943**

(74) *Attorney, Agent, or Firm*—Faegre & Benson LLP

(22) Filed: **Jan. 10, 2007**

(57) **CLAIM**

(51) **LOC (8) Cl.** ..... **25-02**

We claim the ornamental design for a door panel, as shown  
and described.

(52) **U.S. Cl.** ..... **D25/48; D25/138**

(58) **Field of Classification Search** ..... D25/48,  
D25/49, 138; 52/455, 456, 311, 311.2, 764,  
52/784.1, 630, 311.3, 782.1, 313, 457, 458,  
52/474, 475.1, 778, 507, 779; 49/504, 501,  
49/DIG. 2; 428/45

**DESCRIPTION**

See application file for complete search history.

FIG. 1 is a front perspective view of the design;  
FIG. 2 is a front elevational view;  
FIG. 3 is a rear elevational view;  
FIG. 4 is a top plan view;  
FIG. 5 is a bottom plan view;  
FIG. 6 is a cross-sectional view taken along the line 6—6 of  
FIG. 2 and viewed in the direction of the arrows;  
FIG. 7 is an enlarged fragmentary cross-sectional view taken  
from FIG. 6; and,  
FIG. 8 is a left side elevational view.

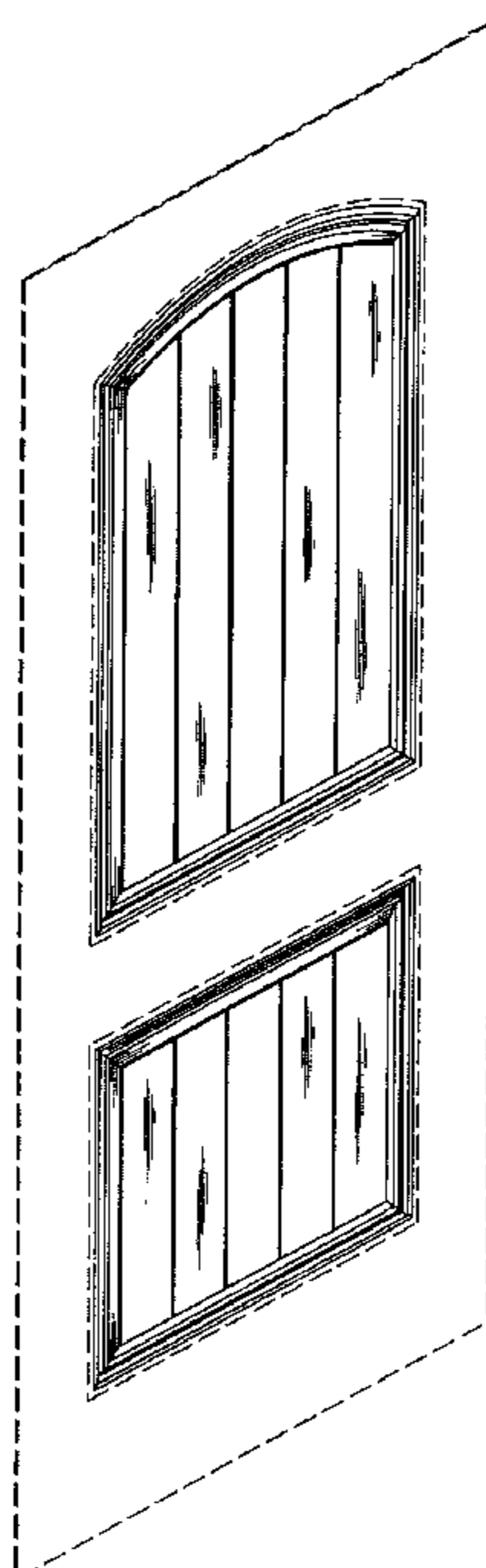
(56) **References Cited**


**U.S. PATENT DOCUMENTS**

934,530 A *	9/1909	Holzer	49/456
D370,269 S *	5/1996	Schafernak	D25/48
D389,922 S *	1/1998	Lee	D25/53
6,615,558 B2 *	9/2003	Libby et al.	52/455
D495,061 S *	8/2004	Lynch et al.	D25/48
D501,931 S	2/2005	Davina et al.	
D507,835 S	7/2005	Lynch et al.	
D516,225 S	2/2006	Lynch et al.	
D516,226 S	2/2006	Lynch et al.	
D527,466 S	8/2006	Lynch et al.	

Broken lines in the drawing form no part of the design to be  
patented.

**1 Claim, 5 Drawing Sheets**





**Fig. 1**

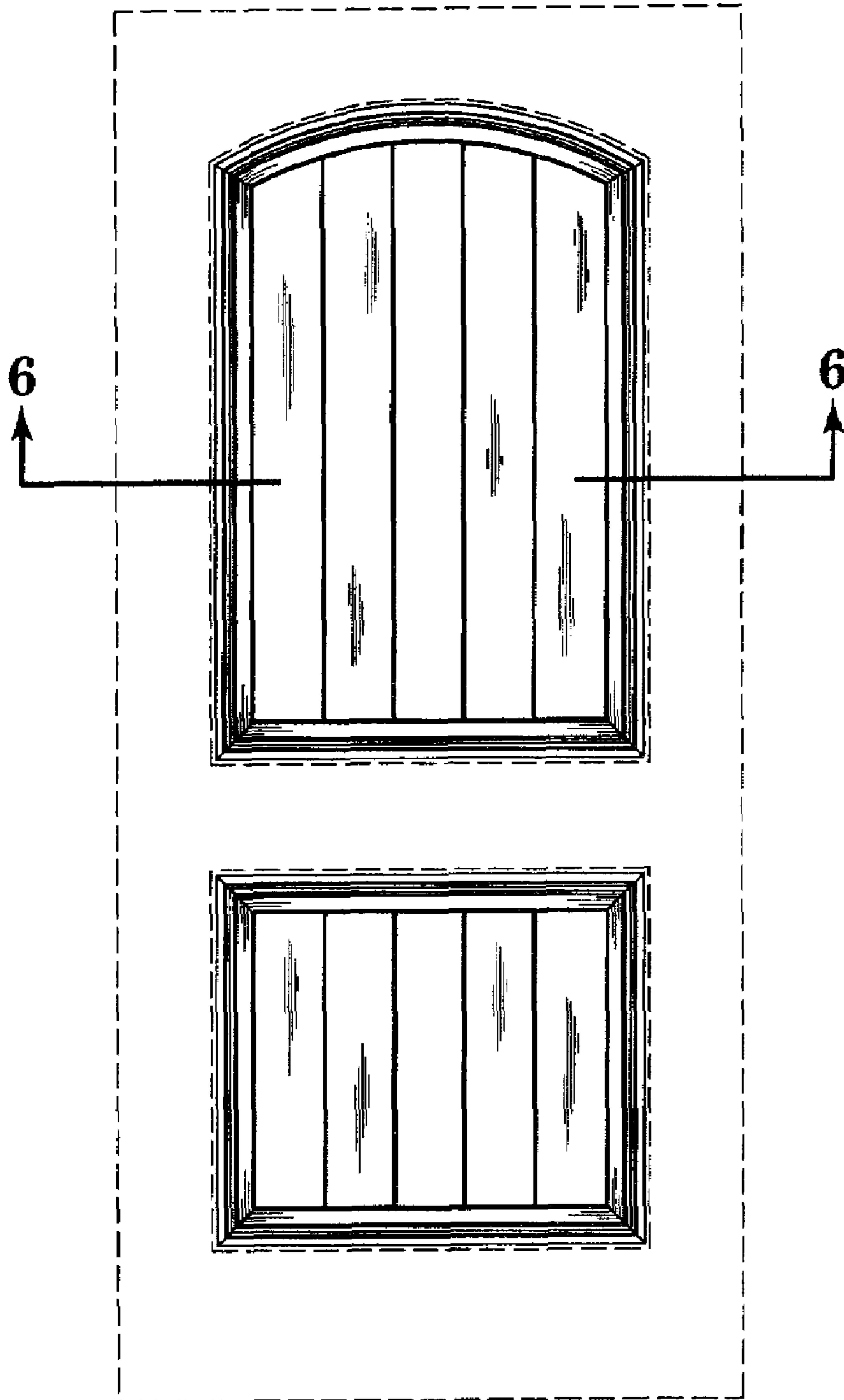
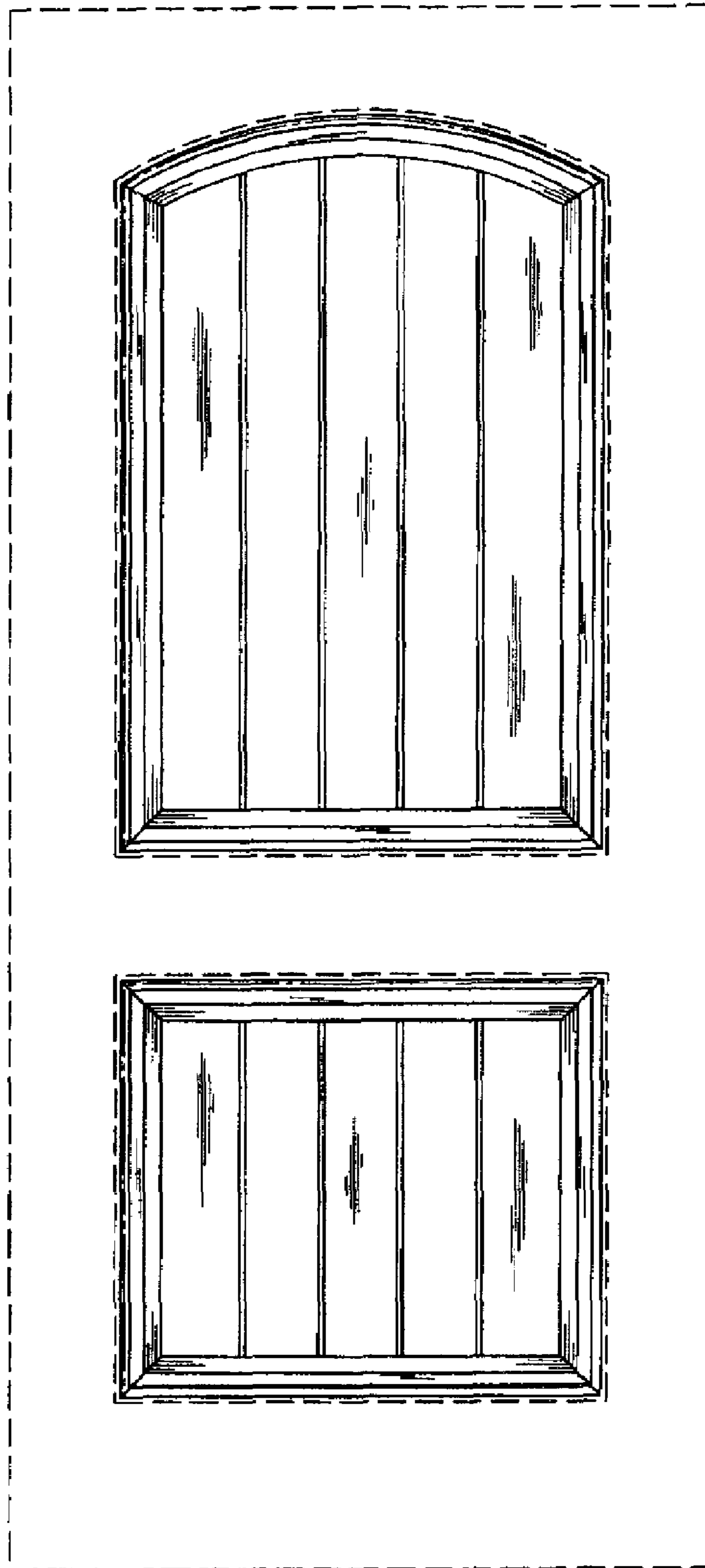
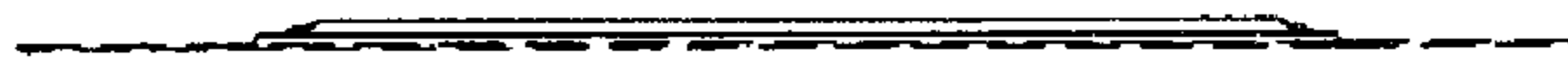


Fig. 2



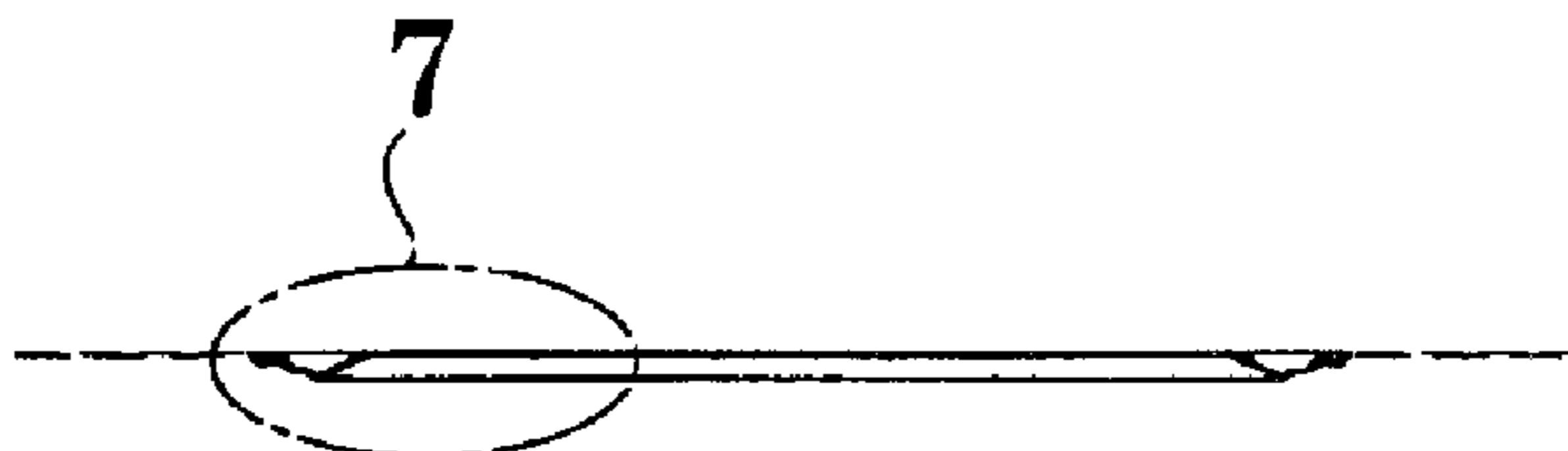
**Fig. 3**



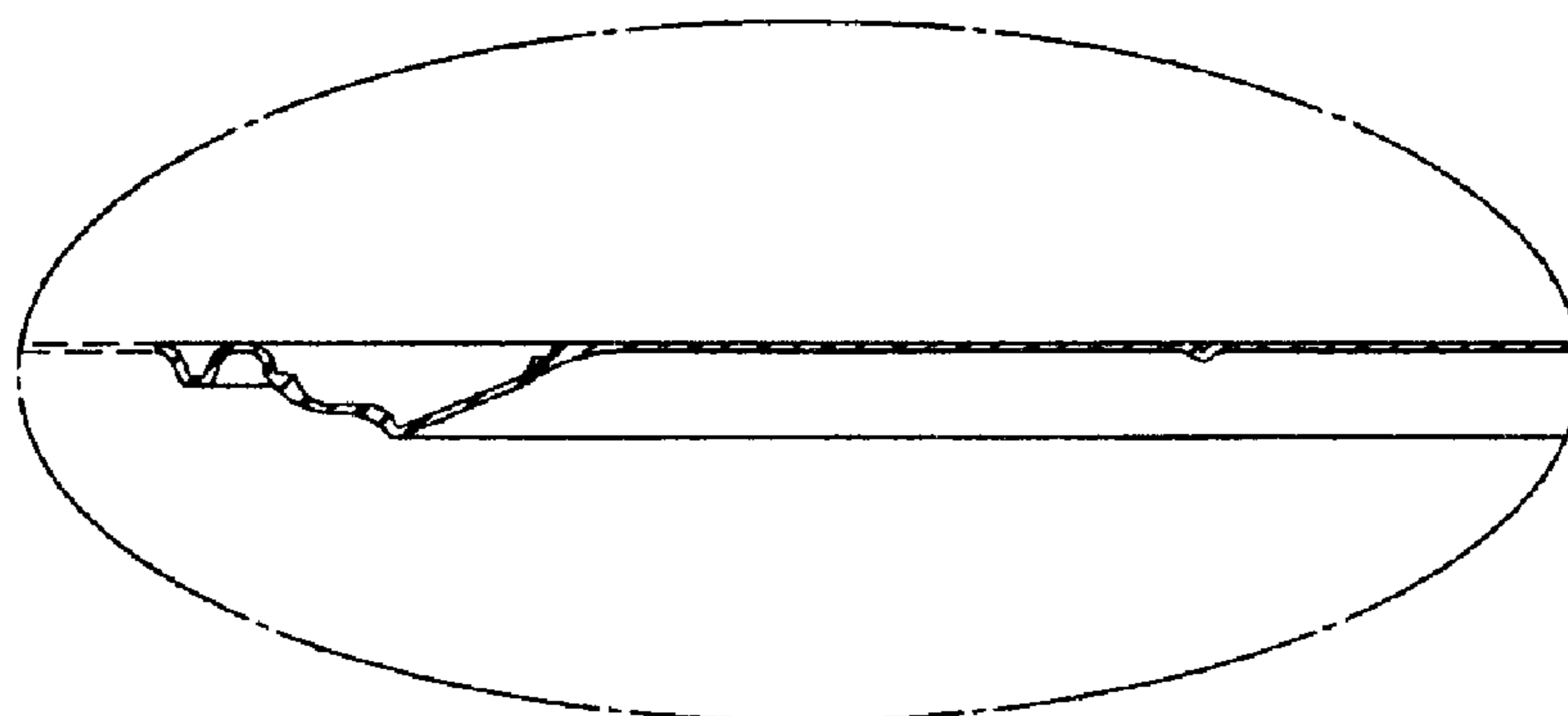
**Fig. 4**



**Fig. 5**



**Fig. 6**



**Fig. 7**



**Fig. 8**