

US00D564087S

(12) **United States Design Patent**
Yodfat et al.

(10) **Patent No.:** **US D564,087 S**

(45) **Date of Patent:** **** Mar. 11, 2008**

(54) **DRUG DELIVERY PUMP**

2003/0212379 A1* 11/2003 Bylund et al. 604/504

(75) Inventors: **Ofer Yodfat**, Maccabim-Reut (IL);
Avraham Neta, Misgav (IL); **Ofer Arnold**, Menashe' (IL)

* cited by examiner

Primary Examiner—Ian Simmons
Assistant Examiner—Carissa C Fitts

(73) Assignee: **Medingo, Ltd.**, Yoqneam Illit (IL)

(74) *Attorney, Agent, or Firm*—Mintz, Levin, Cohn, Ferris Glovsky and Popeo, P.C.

(**) Term: **14 Years**

(57) **CLAIM**

(21) Appl. No.: **29/285,601**

The ornamental design for a drug delivery pump, as shown.

(22) Filed: **Apr. 2, 2007**

DESCRIPTION

(51) **LOC (8) Cl.** **24-01**

(52) **U.S. Cl.** **D24/108; D24/111**

(58) **Field of Classification Search** D24/111,
D24/108, 169, 186; 604/155, 154, 891.1;
128/DIG. 1, DIG. 2

See application file for complete search history.

FIG. 1 is a right side view of a drug delivery pump;

FIG. 2 is a left side view of a drug delivery pump;

FIG. 3 is a front side view of a drug delivery pump;

FIG. 4 is a rear view of a drug delivery pump;

FIG. 5 is a top view of a drug delivery pump;

FIG. 6 is a bottom view of a drug delivery pump;

FIG. 7 is a first isometric view of a drug delivery pump;

FIG. 8 is a second isometric view of a drug delivery pump;

FIG. 9 is a third isometric view of a drug delivery pump;

and,

FIG. 10 is a fourth isometric view of a drug delivery pump.

(56) **References Cited**

U.S. PATENT DOCUMENTS

| | | | | |
|-------------------|---------|-------------------|-------|-----------|
| D423,102 S * | 4/2000 | Mertenat | | D24/169 |
| D461,560 S * | 8/2002 | Hegland | | D24/189 |
| D471,274 S * | 3/2003 | Diaz et al. | | D24/111 |
| D481,459 S * | 10/2003 | Nahm | | D24/186 |
| D549,343 S * | 8/2007 | Schlagheck et al. | | D24/169 |
| 7,255,690 B2 * | 8/2007 | Gray et al. | | 604/891.1 |
| 2002/0173772 A1 * | 11/2002 | Olsen | | 604/891.1 |

1 Claim, 5 Drawing Sheets

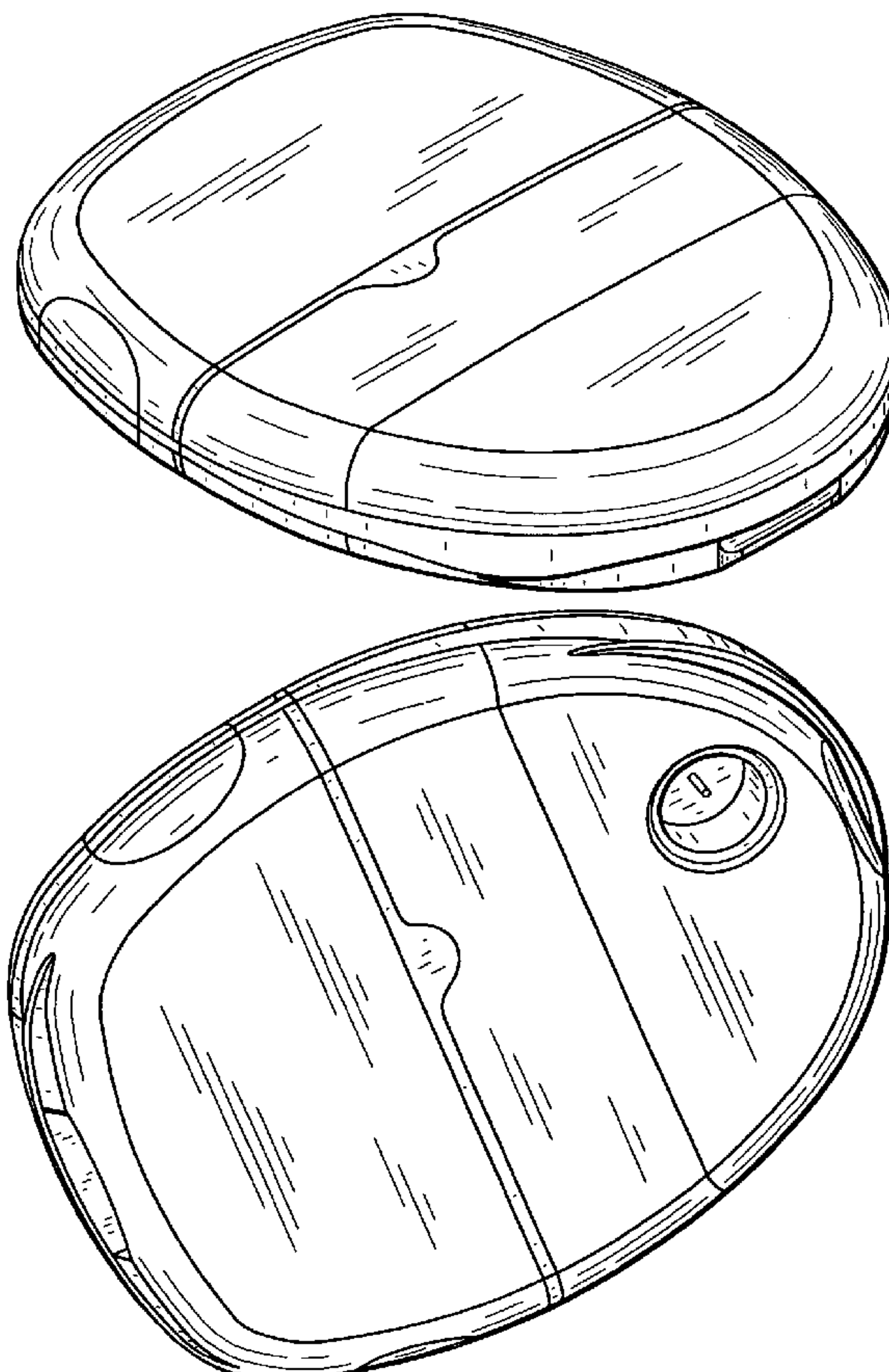


FIG. 1




FIG. 2




FIG. 3




FIG. 4




FIG. 5

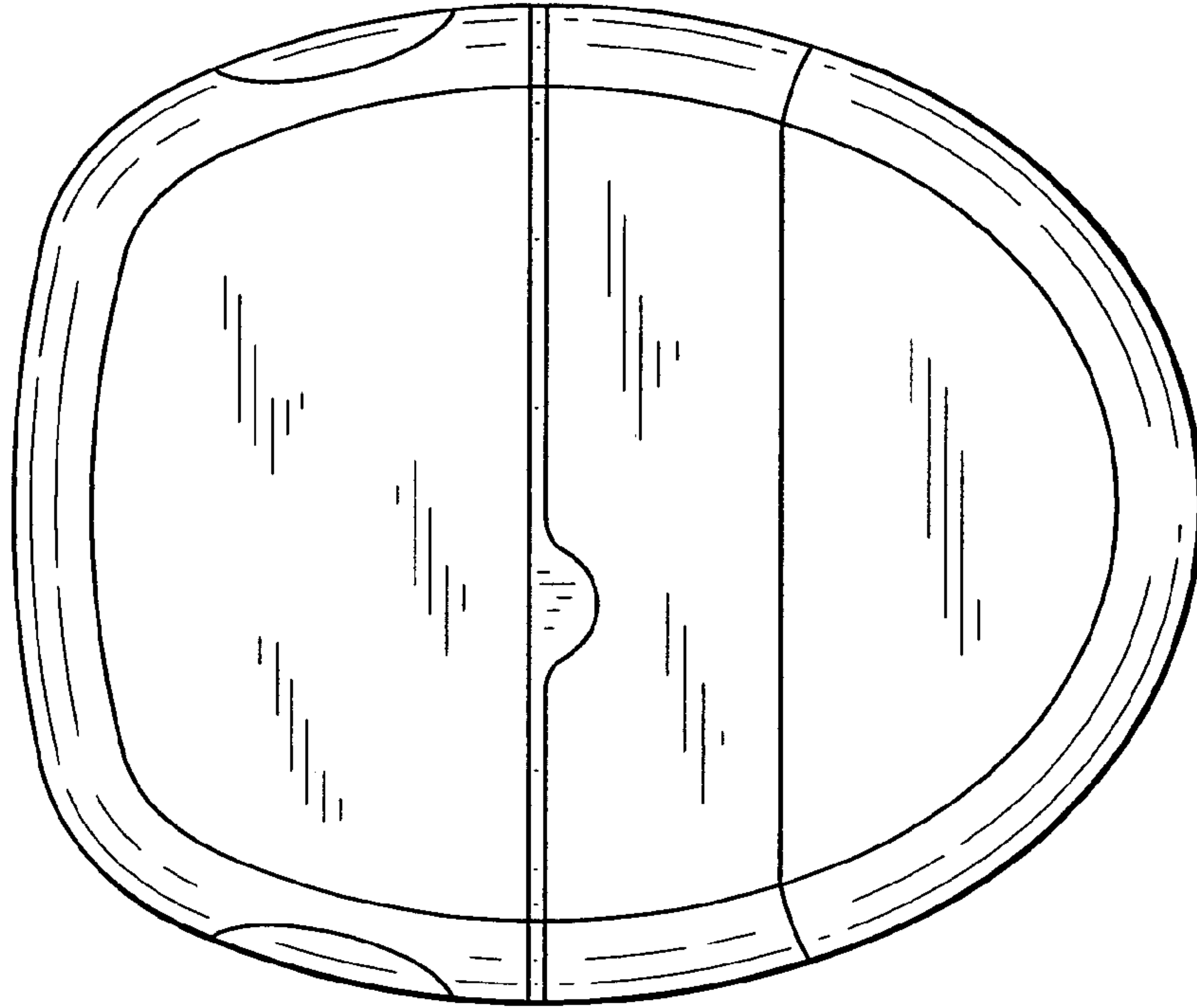


FIG. 6

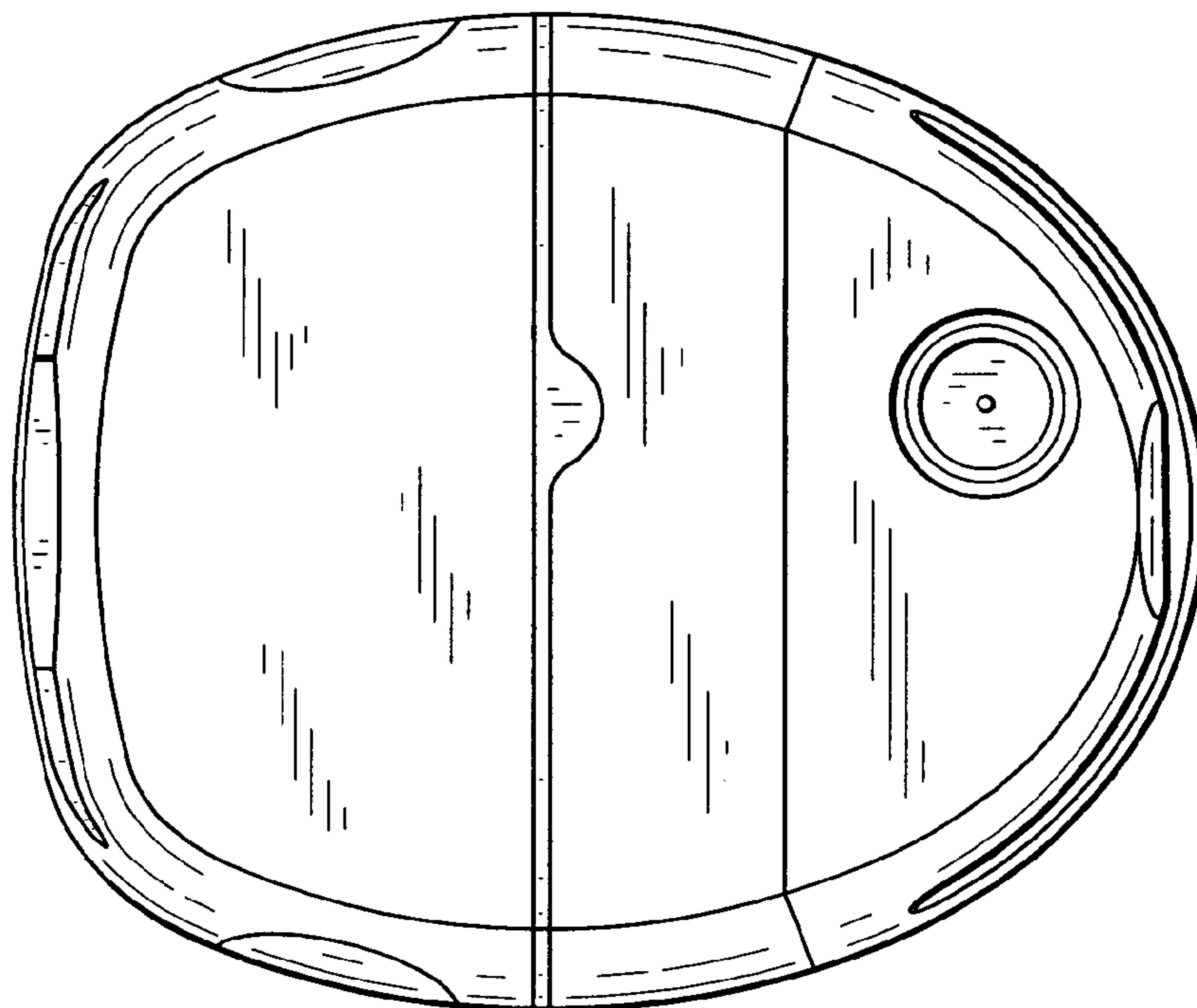


FIG. 7

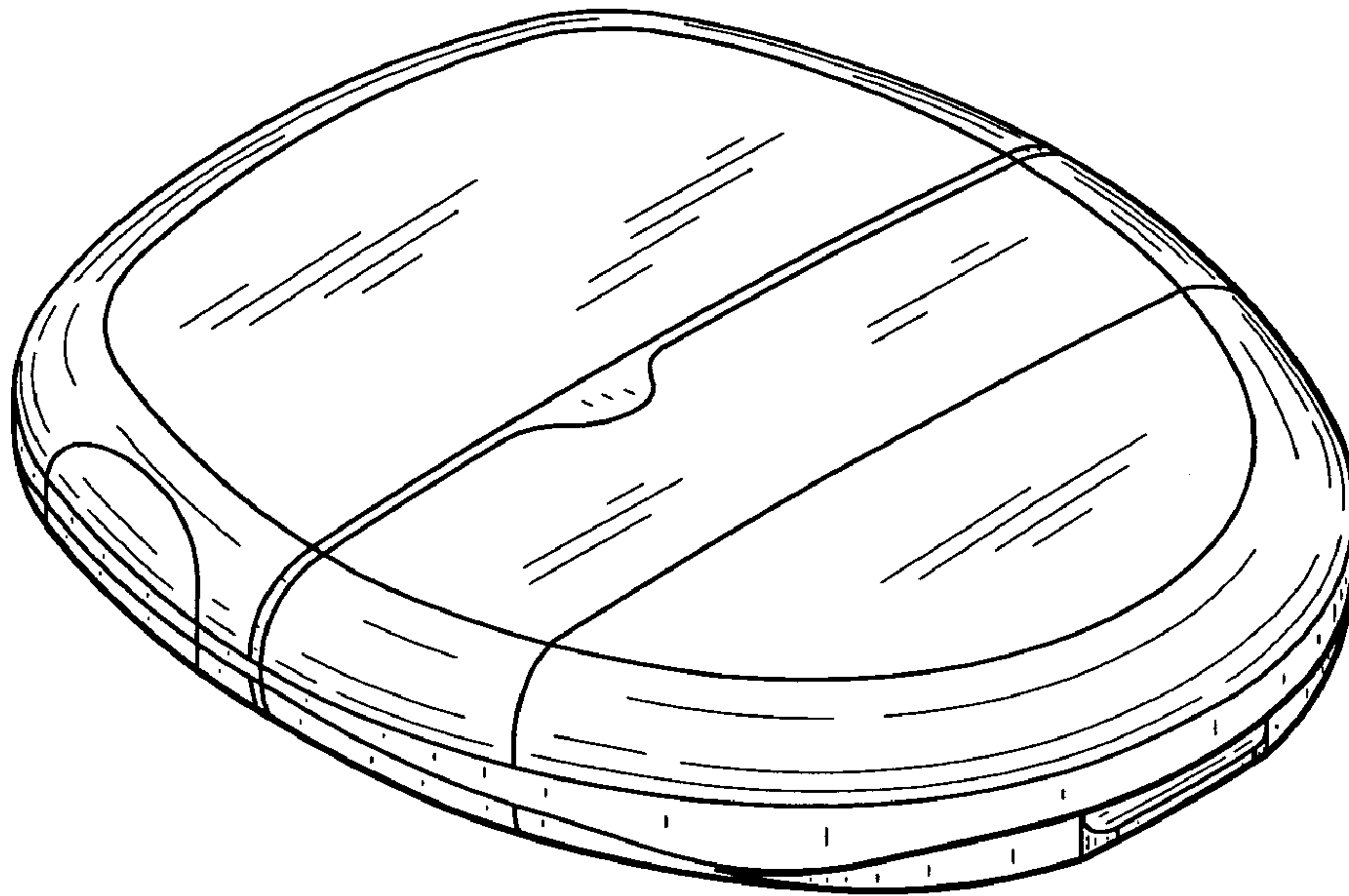


FIG. 8

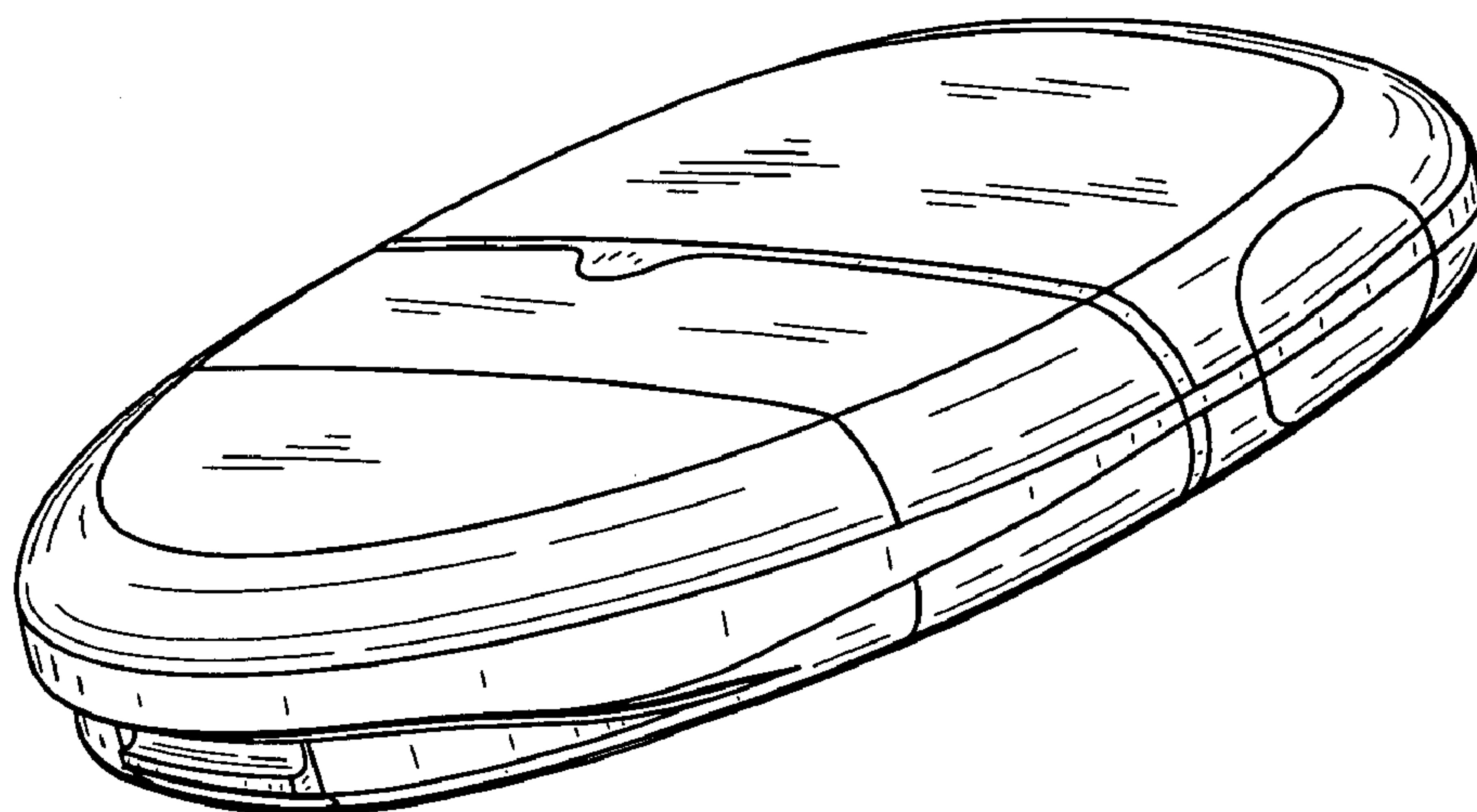


FIG. 9

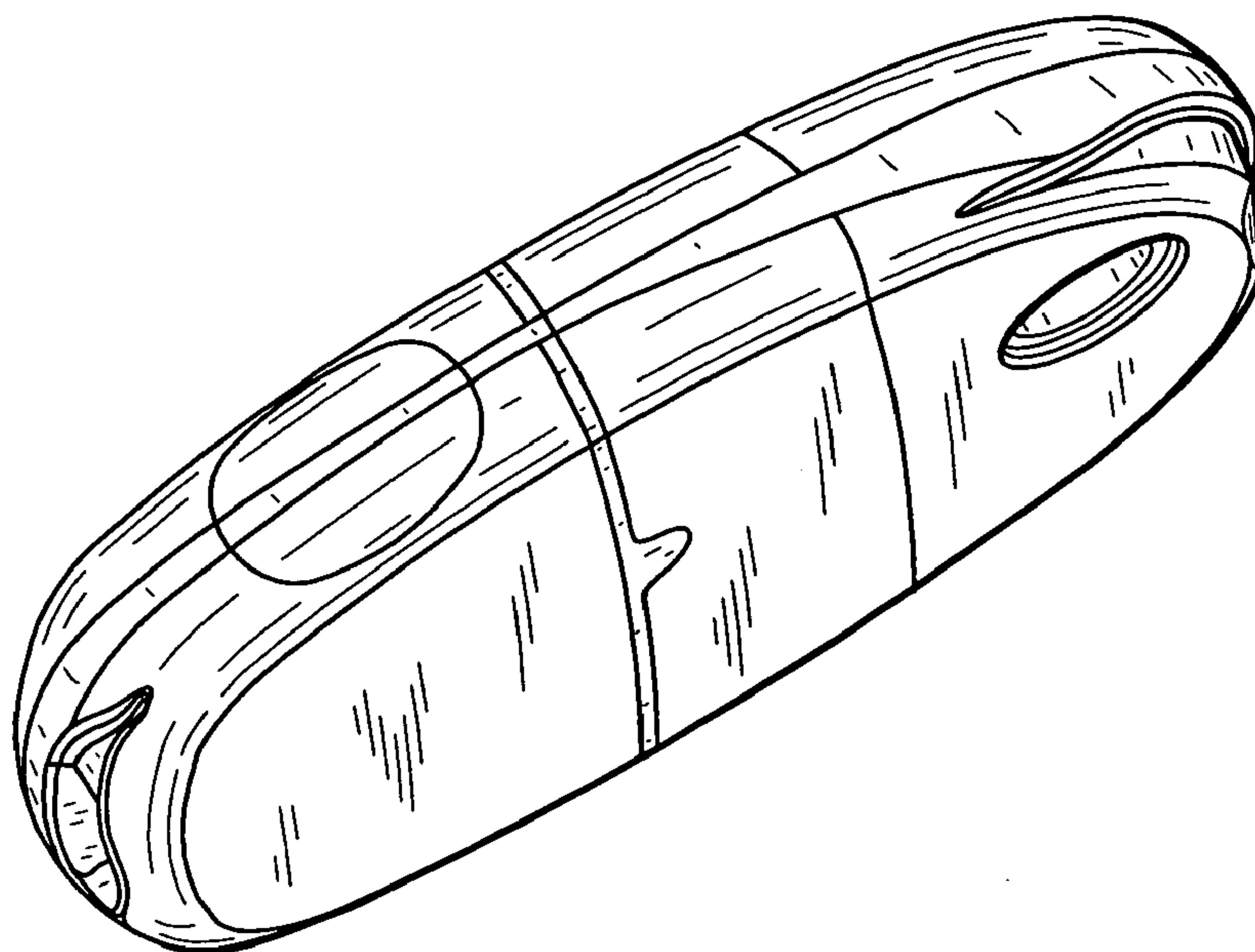


FIG. 10

