



US00D564081S

(12) **United States Design Patent**
Yamamoto

(10) **Patent No.:** **US D564,081 S**

(45) **Date of Patent:** **** Mar. 11, 2008**

(54) **AIR CONDITIONER**

(75) Inventor: **Hajime Yamamoto**, Kawasaki (JP)

(73) Assignee: **Fujitsu General Limited**,
Kanagawa-ken (JP)

(**) Term: **14 Years**

(21) Appl. No.: **29/272,315**

(22) Filed: **Feb. 6, 2007**

(30) **Foreign Application Priority Data**

Aug. 7, 2006 (JP) 2006-020861

(51) **LOC (8) Cl.** **23-03**

(52) **U.S. Cl.** **D23/351**

(58) **Field of Classification Search** D23/351-354;
312/236; 62/259.1, 259.4, 262-263, 304;
454/330-331, 349-350

See application file for complete search history.

(56) **References Cited**

U.S. PATENT DOCUMENTS

- D368,305 S * 3/1996 Shigenari et al. D23/351
- D417,910 S * 12/1999 Nonaka D23/351
- D420,116 S * 2/2000 Kobayashi D23/351
- D426,626 S * 6/2000 Nonaka D23/351
- D439,317 S * 3/2001 Kobayashi D23/351
- D446,292 S * 8/2001 Asakura et al. D23/351
- D448,073 S * 9/2001 Wakasa D23/351
- D449,095 S * 10/2001 Yanagida et al. D23/351

- D450,823 S * 11/2001 Kobayashi D23/351
- D451,586 S * 12/2001 Oya et al. D23/351
- D454,188 S * 3/2002 Nonaka D23/351
- D465,016 S * 10/2002 Nanjo et al. D23/351
- D487,142 S * 2/2004 Yoo D23/351

FOREIGN PATENT DOCUMENTS

- CN ZL200430088234.3 6/2005
- CN ZL200430120896.4 8/2005

* cited by examiner

Primary Examiner—Brian N Vinson

(74) *Attorney, Agent, or Firm*—Sughrue Mion, PLLC

(57) **CLAIM**

The ornamental design for an air conditioner, as shown and described.

DESCRIPTION

FIG. 1 is a perspective view of the bottom, front and right side of an air conditioner showing my new design;

FIG. 2 is a front elevational view thereof;

FIG. 3 is a right side elevational view thereof;

FIG. 4 is a left side elevational view thereof;

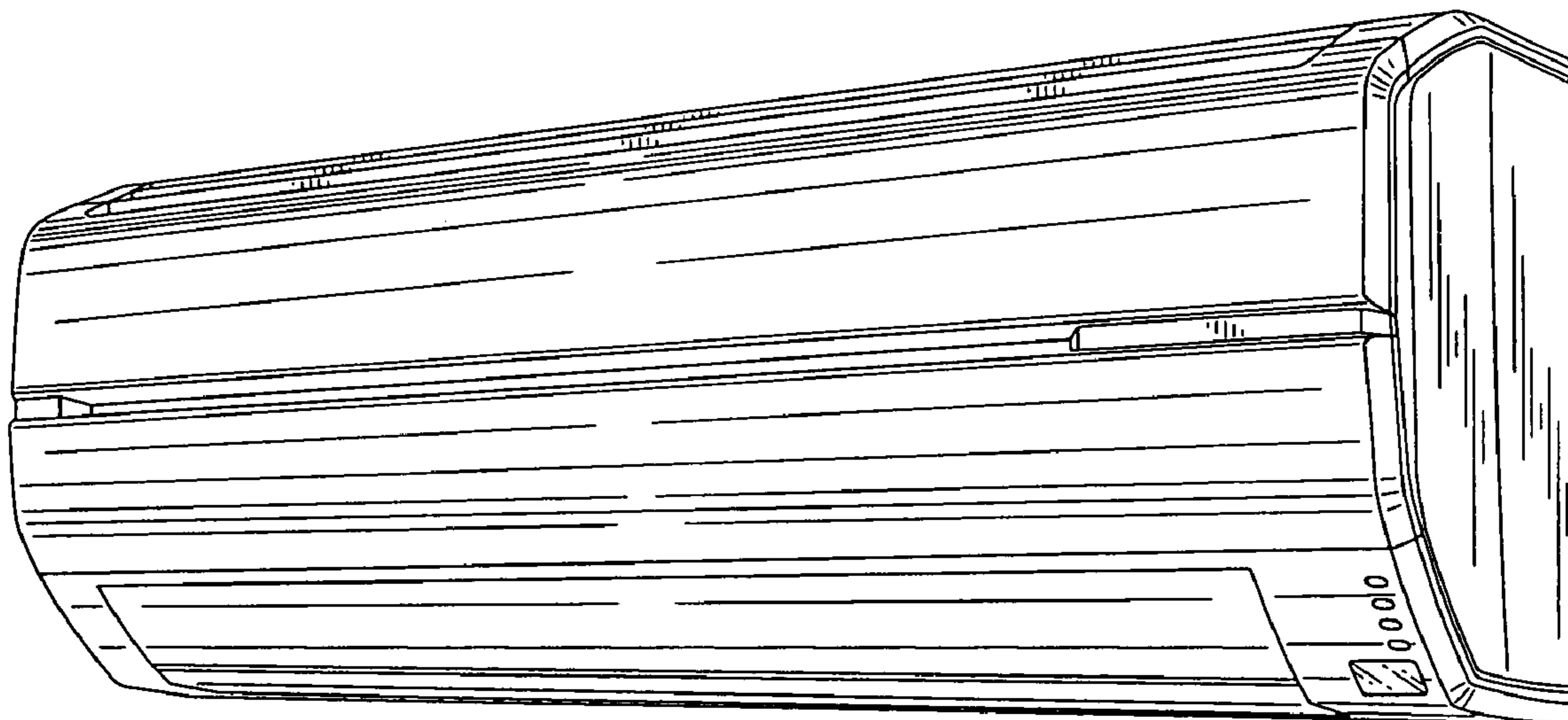
FIG. 5 is a top plan view thereof;

FIG. 6 is a bottom plan view thereof;

FIG. 7 is rear elevational view thereof; and,

FIG. 8 is a perspective view thereof in an operational mode.

1 Claim, 3 Drawing Sheets



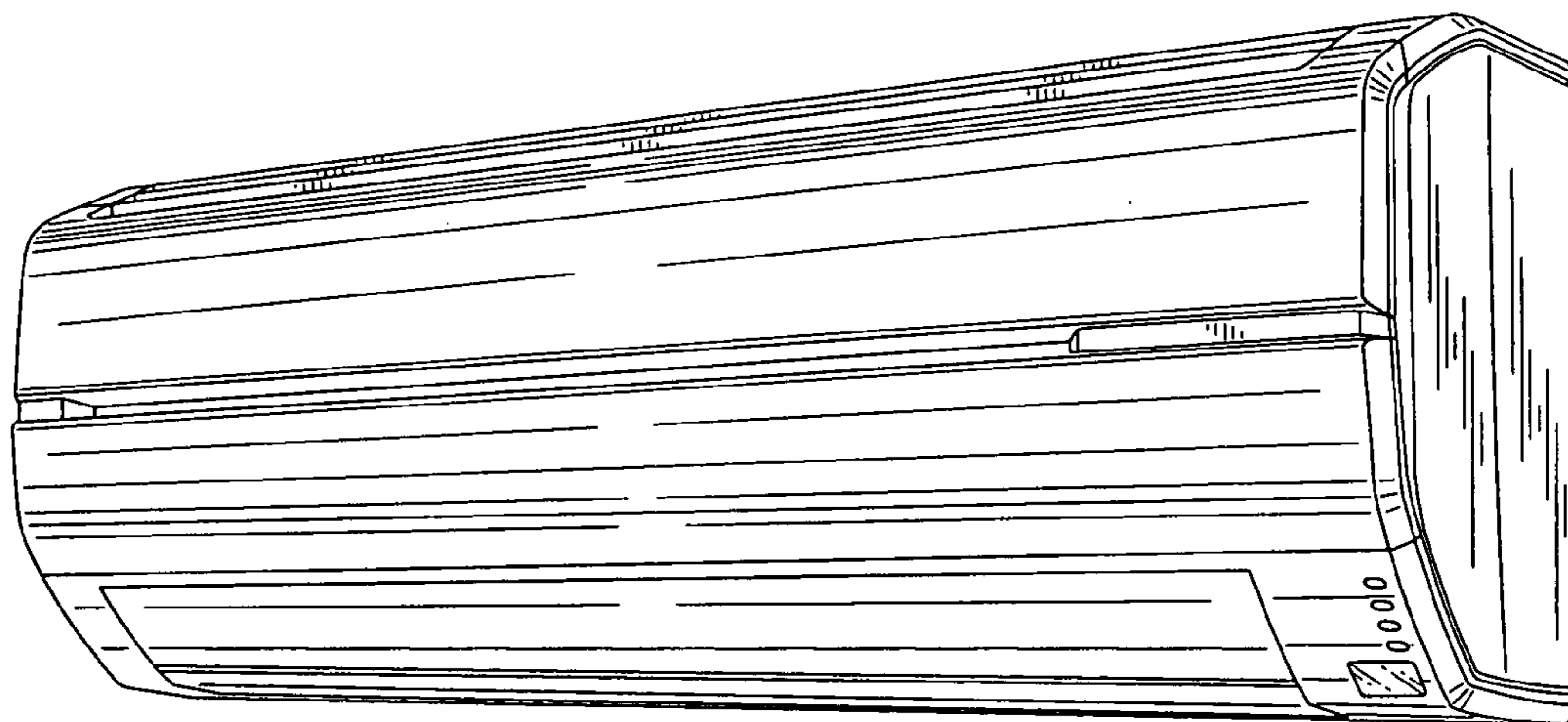


FIG. 1




FIG. 2

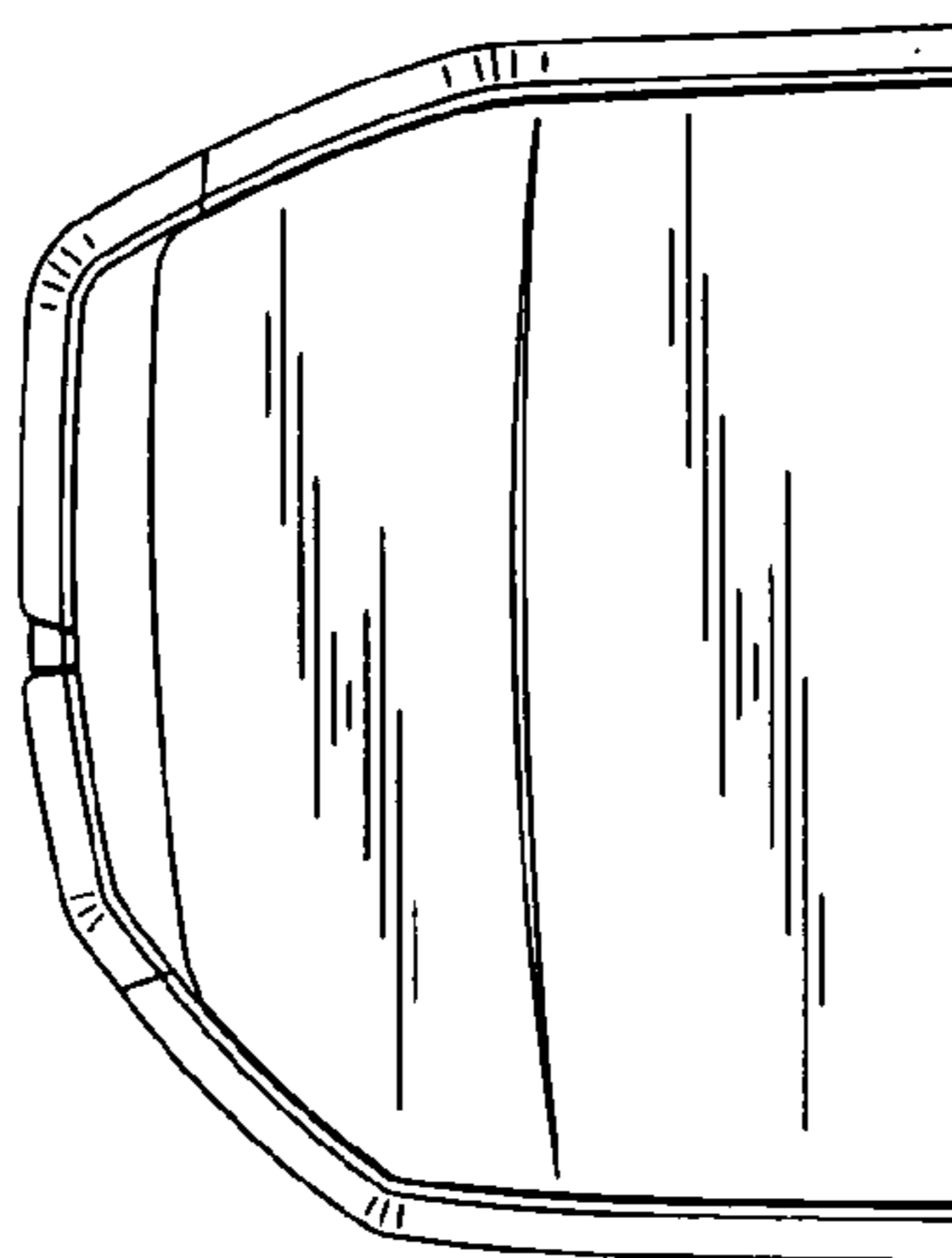


FIG. 3

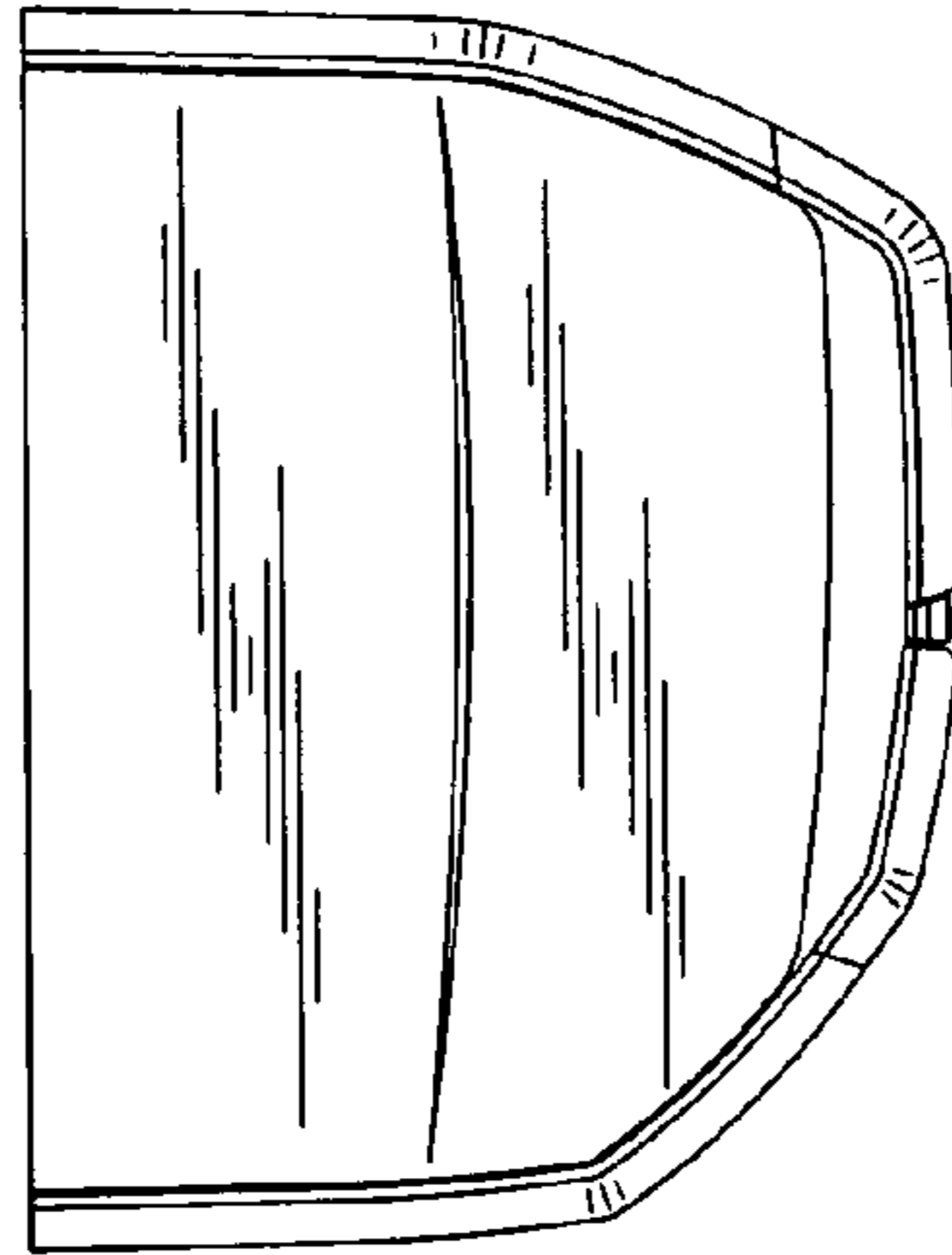


FIG. 4




FIG. 5




FIG. 6

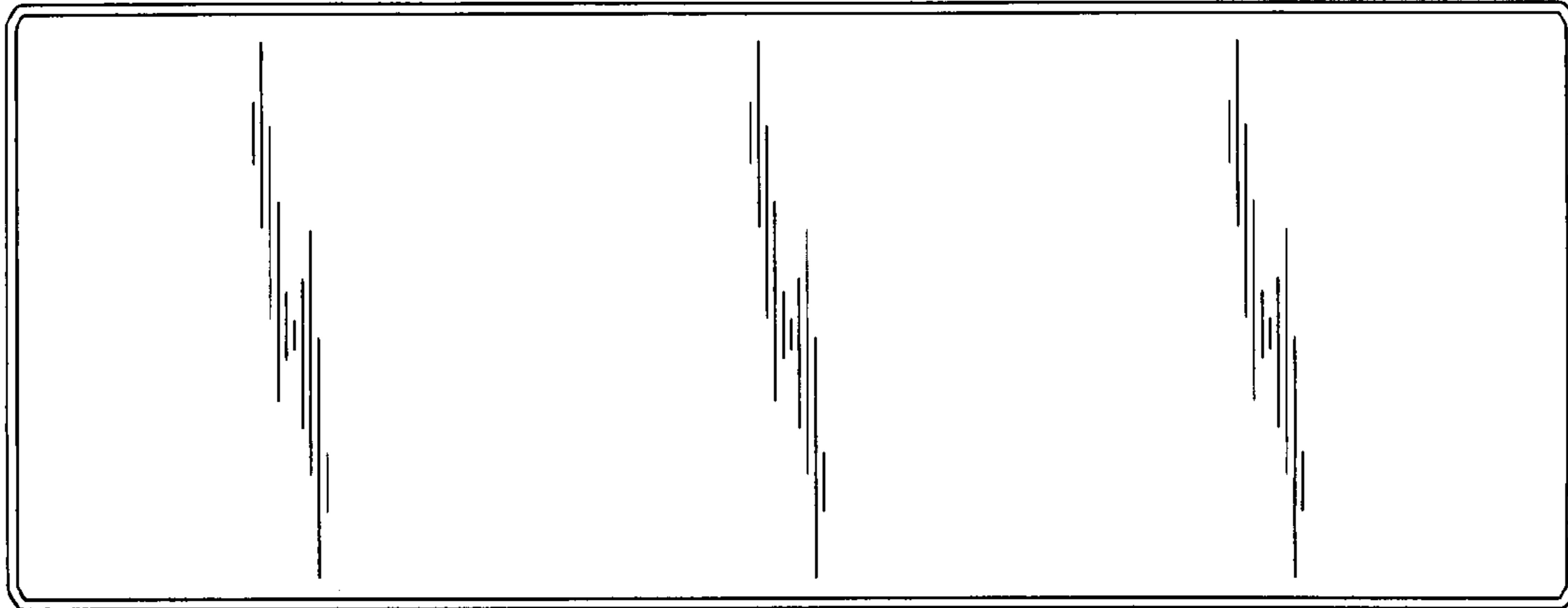


FIG. 7

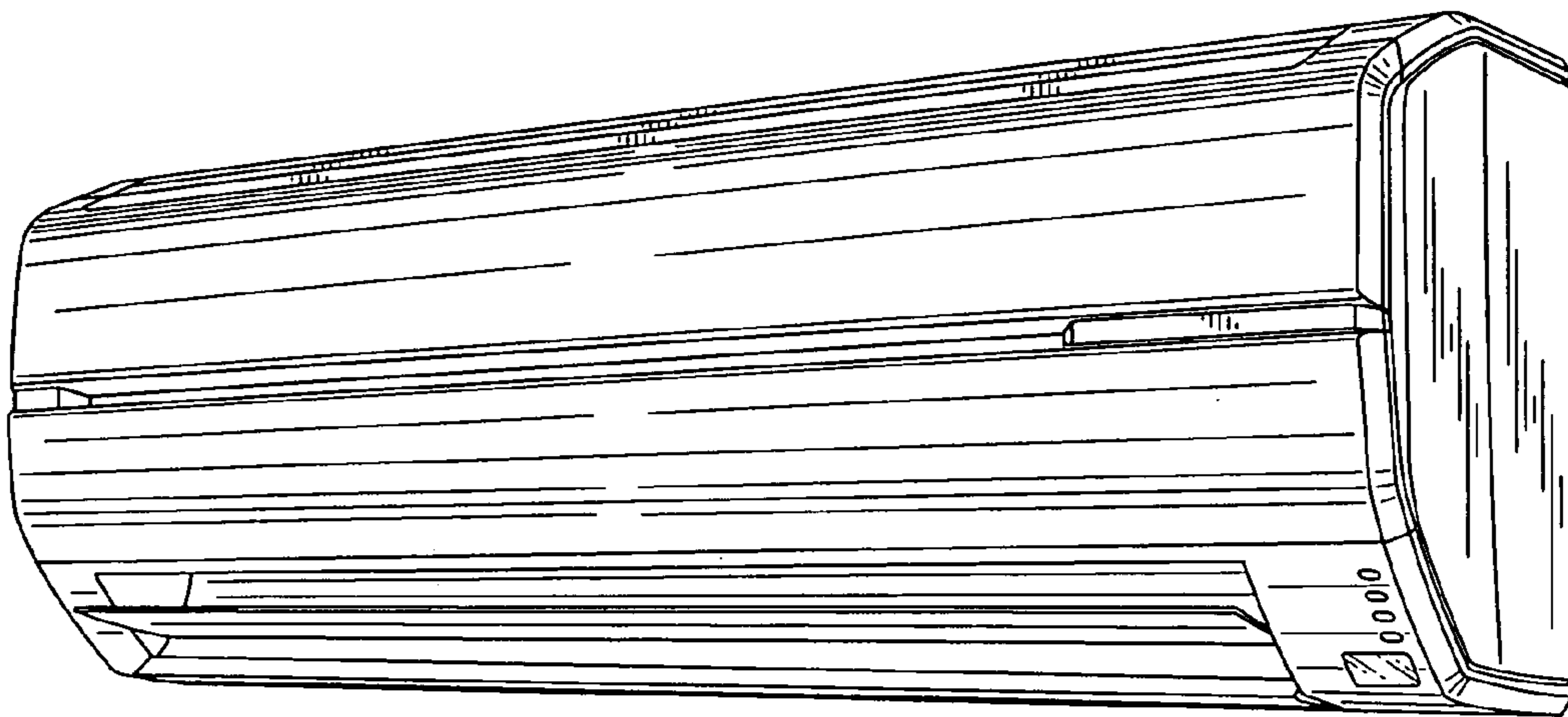


FIG. 8