



US00D564069S

(12) **United States Design Patent** (10) **Patent No.:** **US D564,069 S**  
**Yorns et al.** (45) **Date of Patent:** **\*\* Mar. 11, 2008**

(54) **SAFETY AIR GUN**

(75) Inventors: **Mark W. Yorns**, Longmeadow, MA (US); **Thomas C. Tremblay**, Concord, MA (US); **James W. Fletcher**, Wibraham, MA (US)

(73) Assignee: **Guardair Corporation**, Chicopee, MA (US)

(\*\*) Term: **14 Years**

(21) Appl. No.: **29/275,358**

(22) Filed: **Dec. 21, 2006**

(51) **LOC (8) Cl.** ..... **23-01**

(52) **U.S. Cl.** ..... **D23/226**

(58) **Field of Classification Search** ..... D23/213, D23/223, 226; 239/525-527, 290-291, 690-691  
See application file for complete search history.

(56) **References Cited**

**U.S. PATENT DOCUMENTS**

2,320,964	A	6/1943	Yates	.....	239/291
2,604,361	A	7/1952	Yates	.....	239/291
2,783,092	A	2/1957	Gavin et al.	.....	239/291
3,780,949	A	12/1973	Gavin	.....	239/291
3,967,341	A	7/1976	Gavin	.....	15/345
5,322,221	A *	6/1994	Anderson	.....	239/291
6,467,705	B2 *	10/2002	Robidoux	.....	239/697
D497,661	S *	10/2004	Chen	.....	D23/226
D505,712	S *	5/2005	Huang	.....	D23/223
D507,630	S *	7/2005	Huang	.....	D23/223

D512,122	S	11/2005	Yorns et al.	.....	D23/223
2005/0098691	A1	5/2005	Yorns et al.	.....	248/126
2005/0218285	A1	10/2005	Yorns et al.	.....	248/314

**OTHER PUBLICATIONS**

U.S. Appl. No. 11/468,551, filed Aug. 30, 2006, Yorns, et al.  
U.S. Appl. No. 29/249,811, filed Oct. 23, 2006, Yorns, et al.

\* cited by examiner

*Primary Examiner*—Robin V Webster

(74) *Attorney, Agent, or Firm*—Scott E. Kamholz; Foley Hoag LLP

(57) **CLAIM**

The ornamental design for a safety air gun, as shown and described.

**DESCRIPTION**

FIG. 1 is a perspective view of a safety air gun showing the design;

FIG. 2 is a left side elevation view thereof, the right side being a mirror image thereof;

FIG. 3 is a front elevation view of the design;

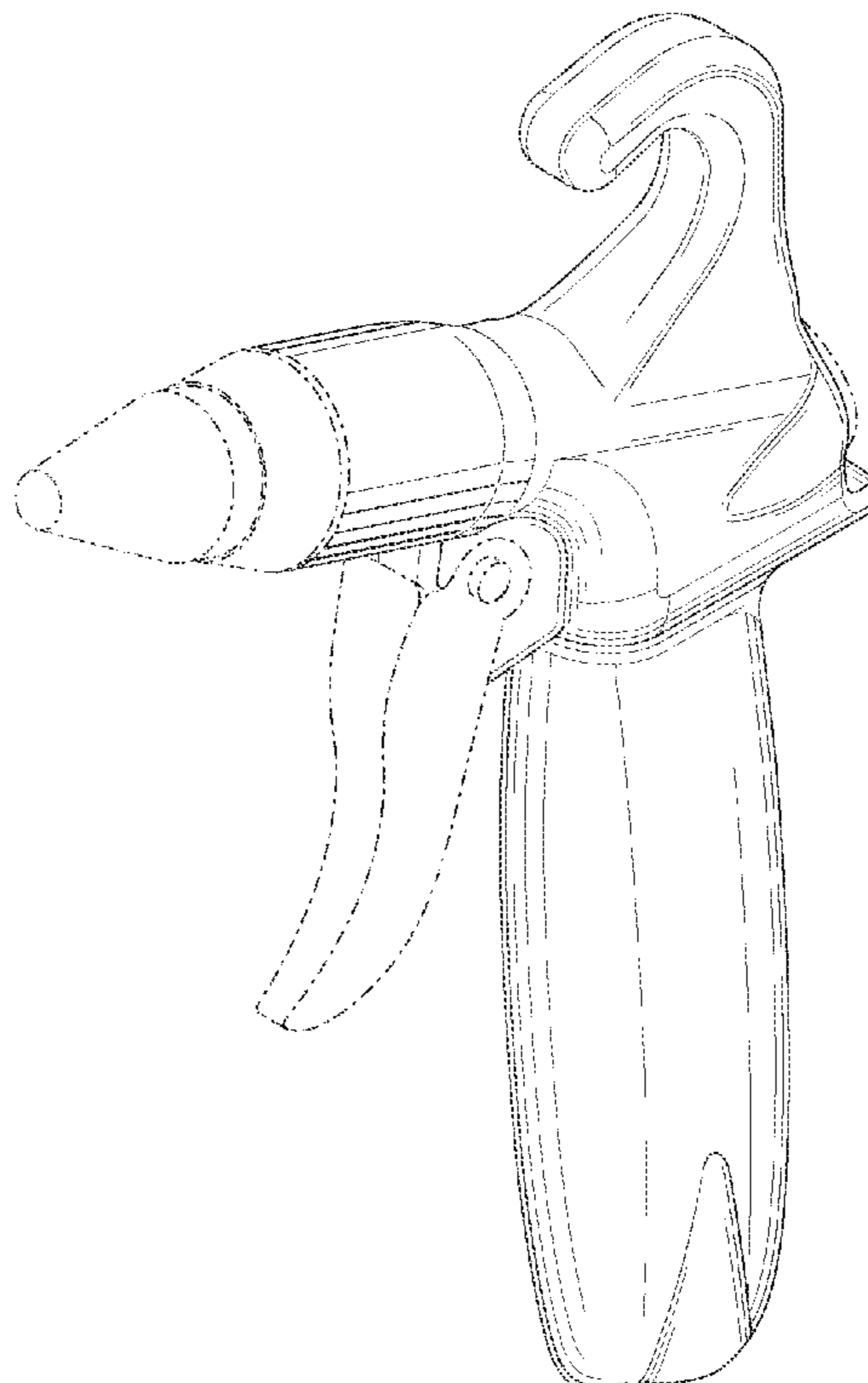
FIG. 4 is a rear elevation view thereof;

FIG. 5 is a top plan view thereof; and,

FIG. 6 is a bottom plan view thereof.

Broken lines shown in the drawings are for illustrative purposes only and do not form part of the claimed design.

**1 Claim, 5 Drawing Sheets**



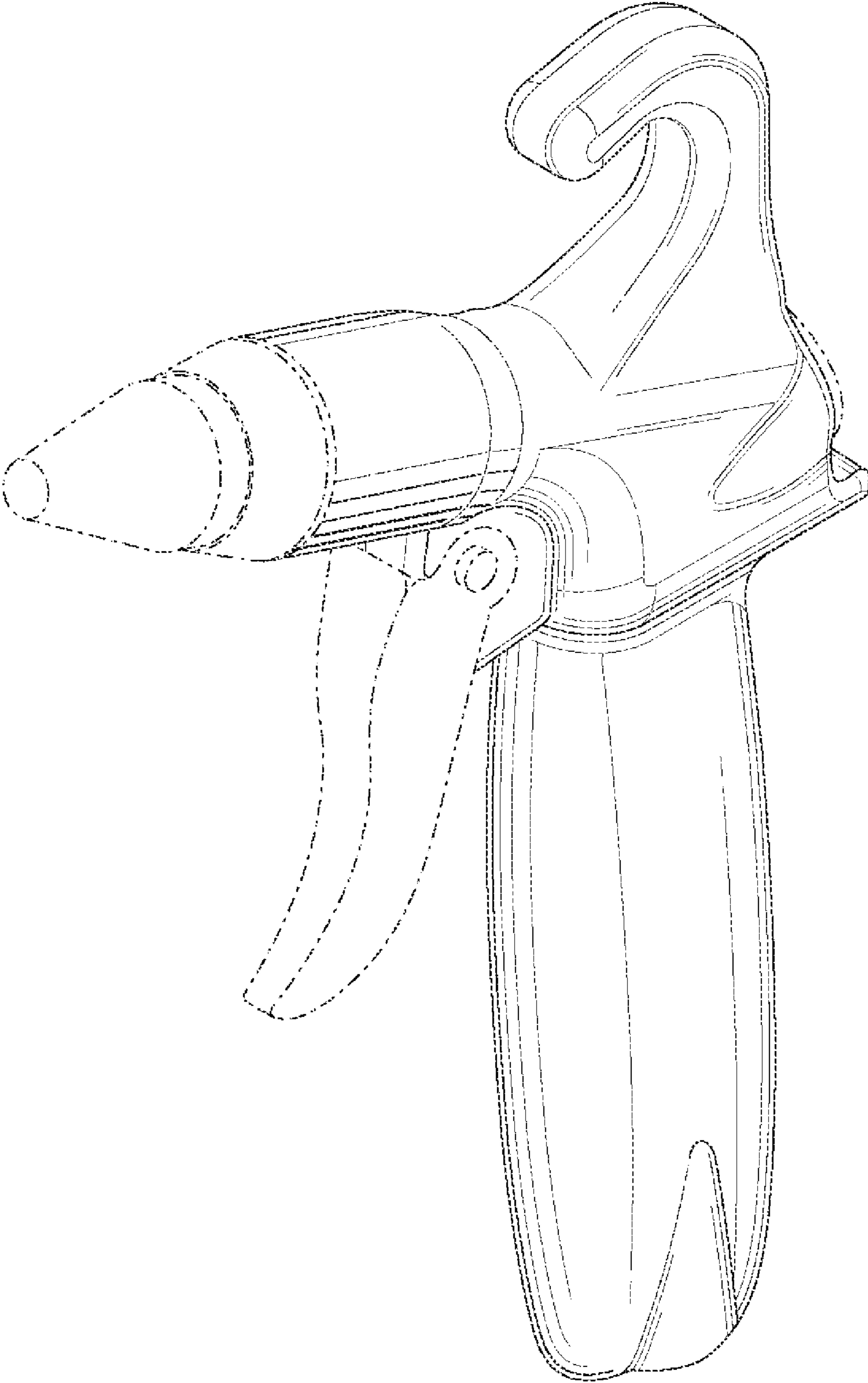


Fig. 1

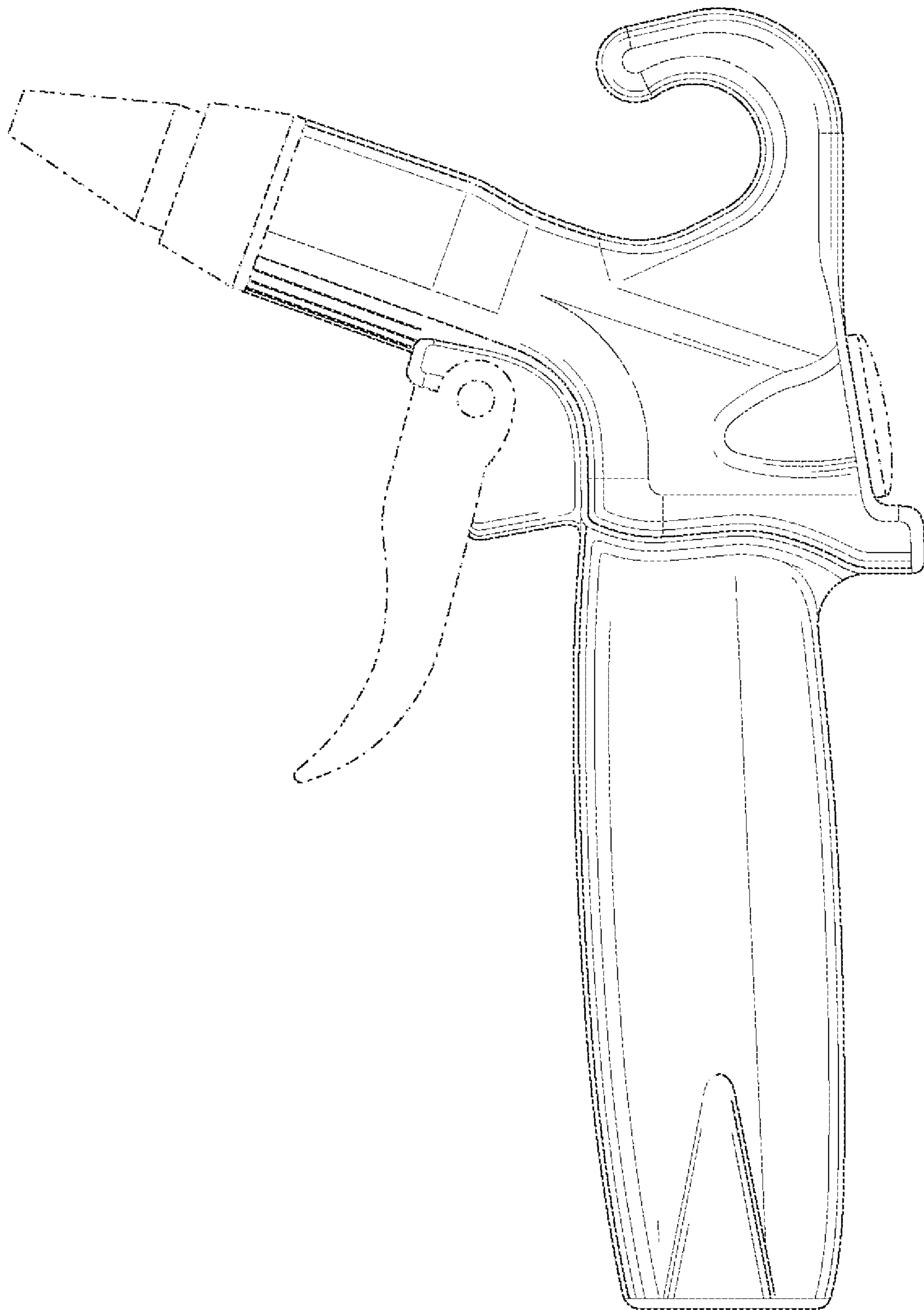


Fig. 2




Fig. 3

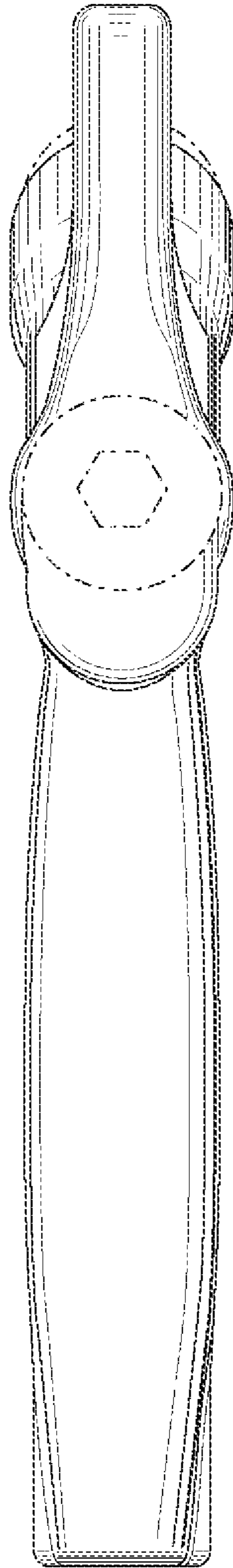


Fig. 4

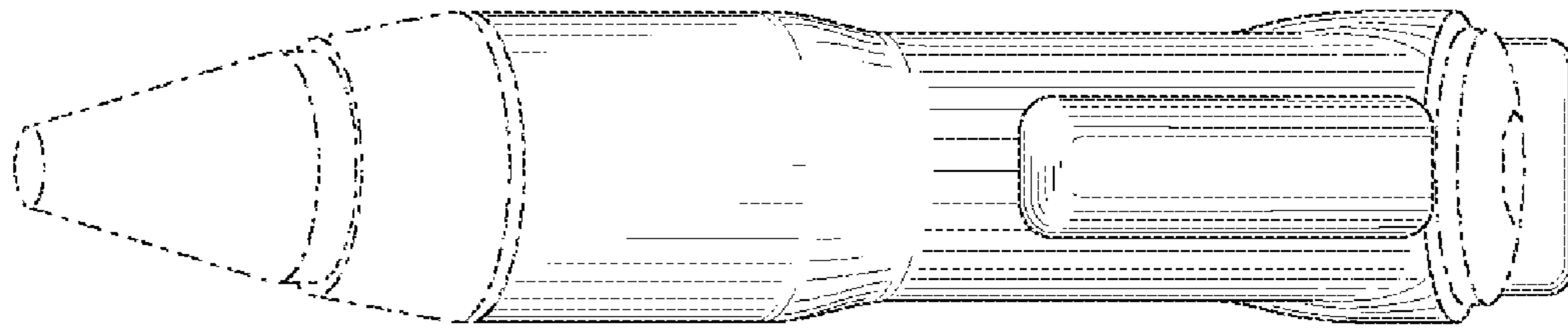


Fig. 5

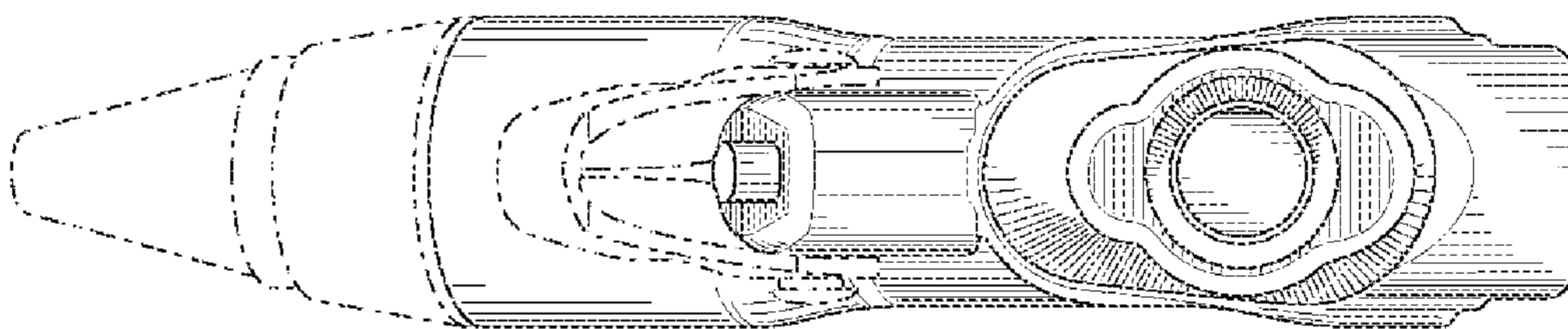


Fig. 6