



US00D564066S

(12) **United States Design Patent**
Lammel et al.

(10) **Patent No.:** **US D564,066 S**
(45) **Date of Patent:** **** Mar. 11, 2008**

(54) **HAND SHOWER**

(75) Inventors: **Michael Lammel**, Aachen (DE);
Michael Zeisel, Aachen (DE)

(73) Assignee: **Hansa Metallwerke AG**, Stuttgart (DE)

(**) Term: **14 Years**

(21) Appl. No.: **29/286,670**

(22) Filed: **May 16, 2007**

(30) **Foreign Application Priority Data**

Nov. 17, 2006 (EM) 000625819-0009

(51) **LOC (8) Cl.** **23-01**

(52) **U.S. Cl.** **D23/223**

(58) **Field of Classification Search** D23/213,
D23/223, 229-230; 239/394, 282-283; 4/552,
4/615

See application file for complete search history.

(56) **References Cited**

U.S. PATENT DOCUMENTS

D313,267 S * 12/1990 Lenci et al. D23/213
D497,974 S * 11/2004 Haug et al. D23/223
D498,514 S * 11/2004 Haug et al. D23/223
D510,123 S * 9/2005 Tsai D23/223
D511,809 S * 11/2005 Haug et al. D23/223

D513,525 S * 1/2006 Haug et al. D23/223
D513,784 S * 1/2006 Tsang D23/223
D519,187 S * 4/2006 Tse D23/223
D528,631 S * 9/2006 Gillette et al. D23/223

* cited by examiner

Primary Examiner—Robin V Webster

(74) *Attorney, Agent, or Firm*—Factor & Lake, Ltd

(57) **CLAIM**

The ornamental design for a hand shower, as shown.

DESCRIPTION

FIG. 1 is a perspective view of the hand shower, showing a new ornamental design thereof;

FIG. 2 is a left hand view of the hand shower shown in FIG. 1;

FIG. 3 is a right hand view of the hand shower shown in FIG. 1;


FIG. 4 is front view of the hand shower shown in FIG. 1;

FIG. 5 is a rear view of the hand shower shown in FIG. 1;

FIG. 6 is a top view of the hand shower shown in FIG. 1; and,

FIG. 7 is a bottom view of the hand shower shown in FIG. 1.

1 Claim, 7 Drawing Sheets






FIG. 1

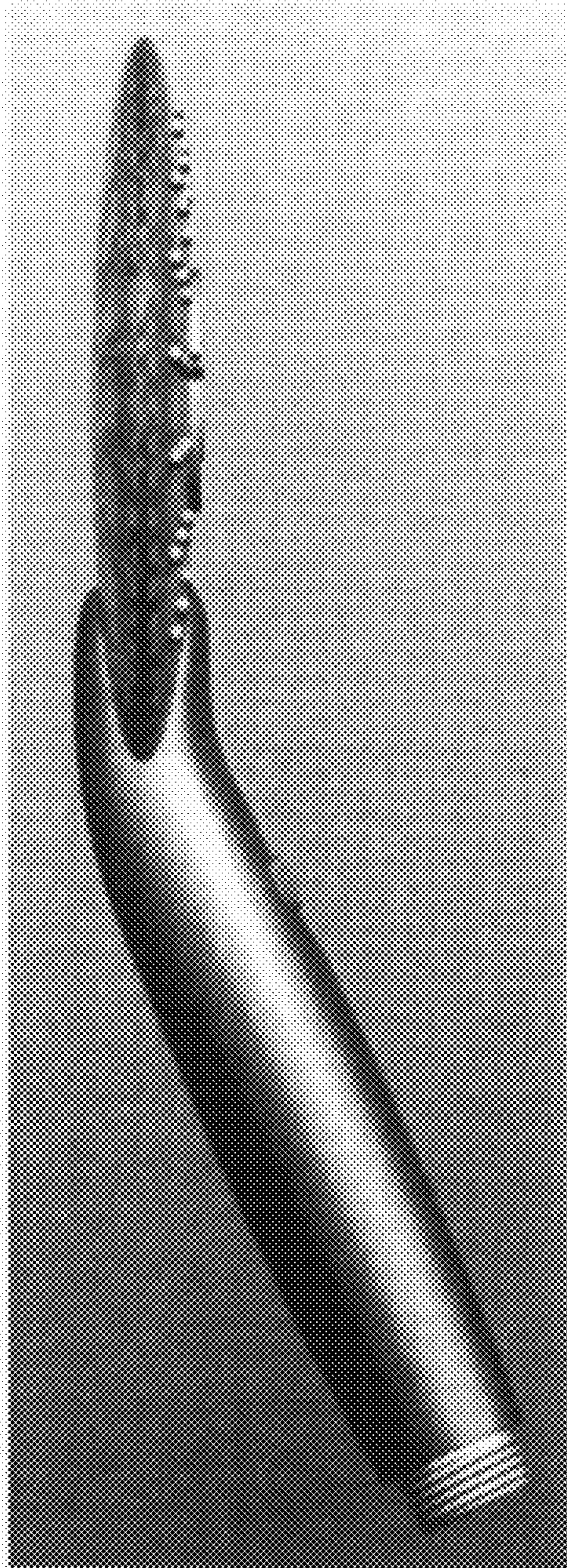


FIG. 2

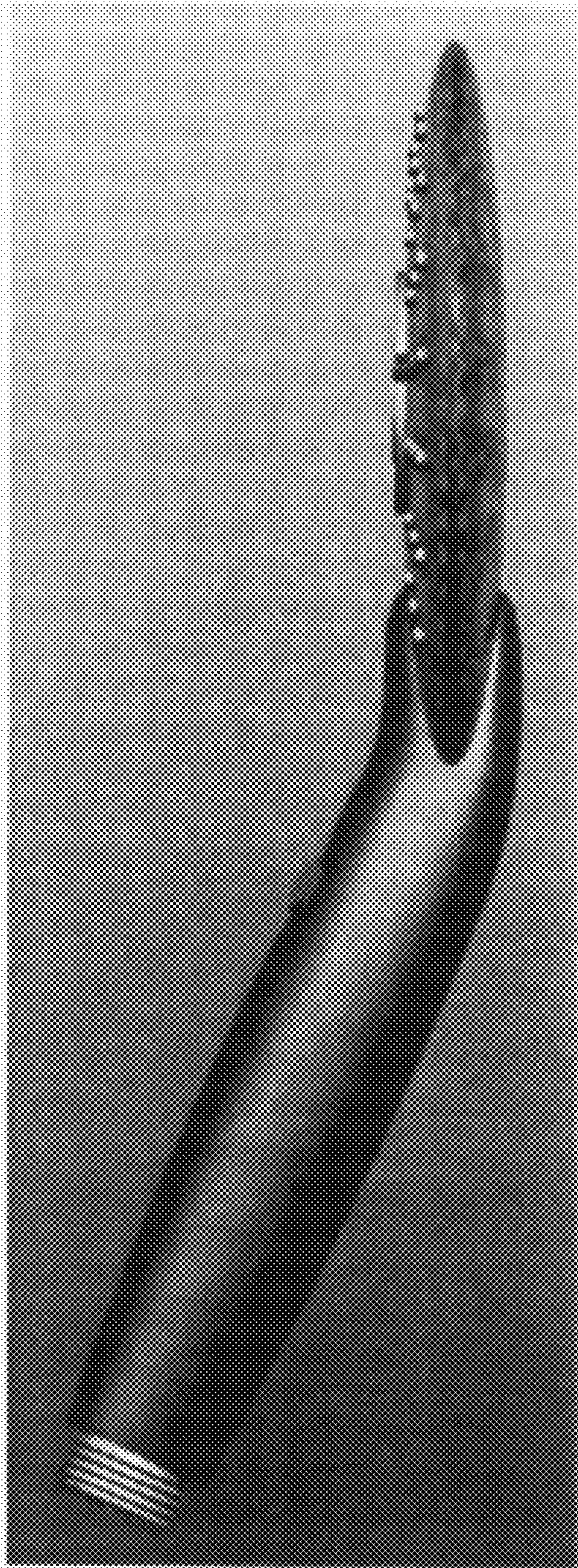


FIG. 3

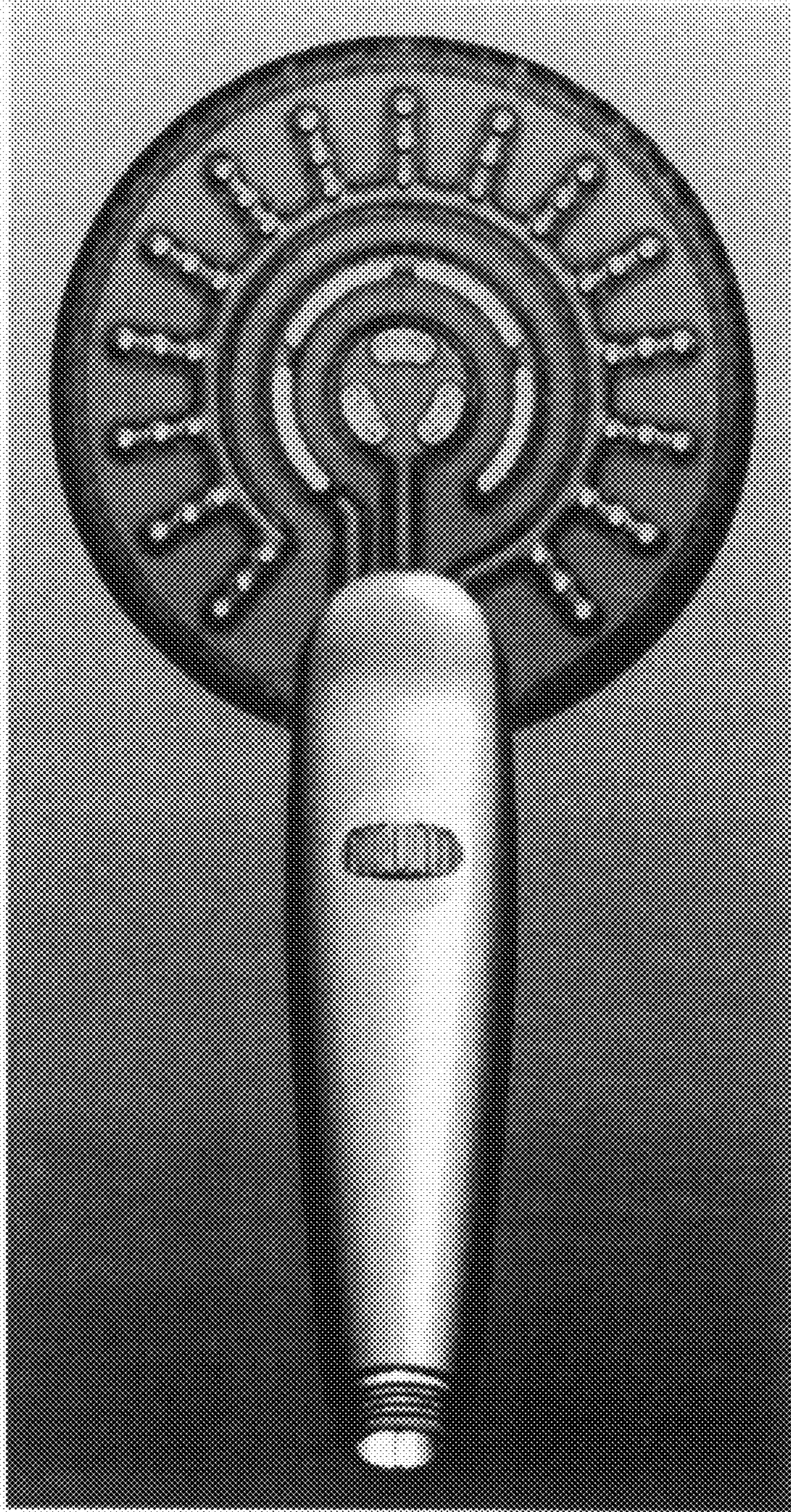


FIG. 4




FIG. 5




FIG. 6




FIG. 7