

US00D564058S

(12) **United States Design Patent**
Stebbings

(10) **Patent No.:** **US D564,058 S**

(45) **Date of Patent:** **** Mar. 11, 2008**

(54) **GOLF MAT**

(75) **Inventor:** **Peter Kent Warren Stebbings,**
Newport (GB)

(73) **Assignee:** **Charles Hedley Lawson Stebbings,**
Chester (GB), part interest

(**) **Term:** **14 Years**

(21) **Appl. No.:** **29/267,410**

(22) **Filed:** **Oct. 13, 2006**

(51) **LOC (8) Cl.** **21-02**

(52) **U.S. Cl.** **D21/792**

(58) **Field of Classification Search** D21/789,
D21/791, 792; D6/582-592; 473/150, 157,
473/218, 257, 270, 278

See application file for complete search history.

(56) **References Cited**

U.S. PATENT DOCUMENTS

- D384,849 S * 10/1997 Lombardo D6/591
- D448,226 S * 9/2001 Avery D6/588
- D509,276 S * 9/2005 Sear D21/792

* cited by examiner

Primary Examiner—Mitchell Siegel

(74) *Attorney, Agent, or Firm*—Salter & Michaelson

(57) **CLAIM**

The ornamental design for a golf mat, as shown and described.

DESCRIPTION

FIG. 1 is a perspective view of a golf mat showing my new design;

FIG. 2 is a top plan view thereof;

FIG. 3 is a right edge view thereof;

FIG. 4 is a top edge view thereof;

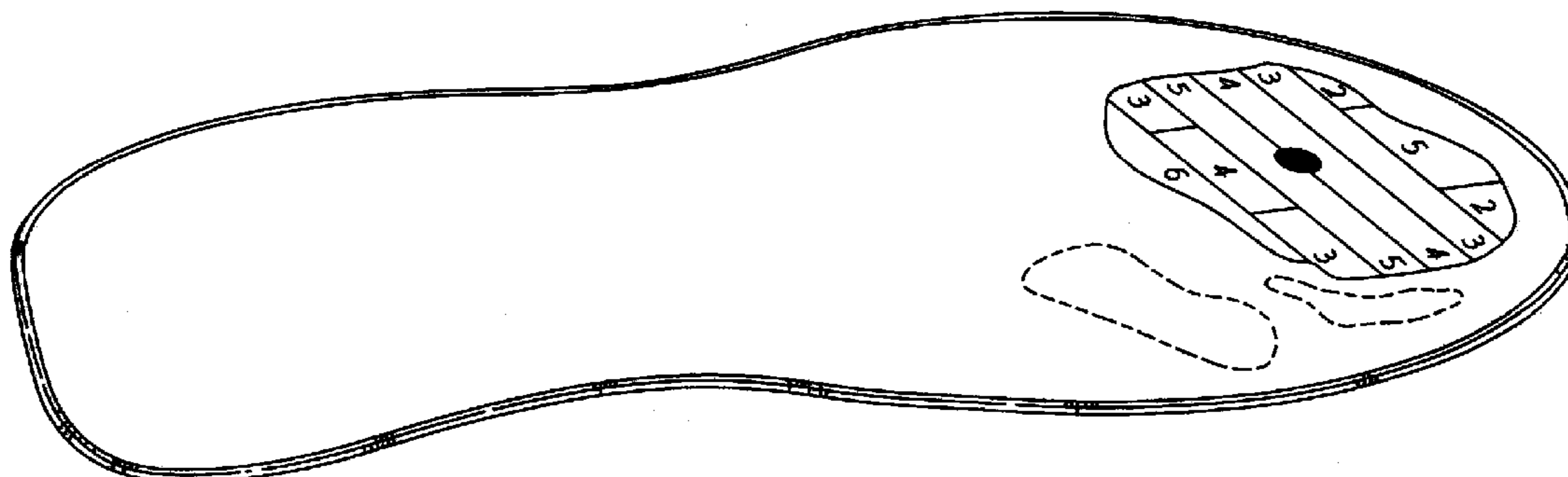
FIG. 5 is a bottom edge view thereof;

FIG. 6 is a bottom plan view thereof; and,

FIG. 7 is a left edge view thereof.

The broken line showing is included for the purpose of illustrating and forms no part of the claimed design.

1 Claim, 3 Drawing Sheets



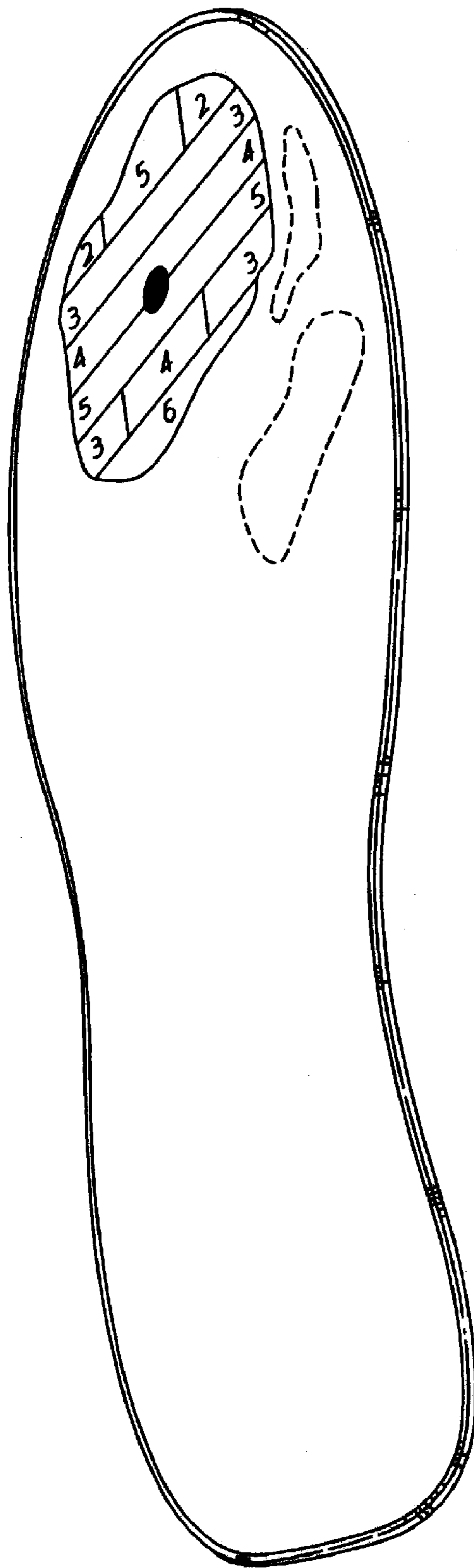


FIG. 1

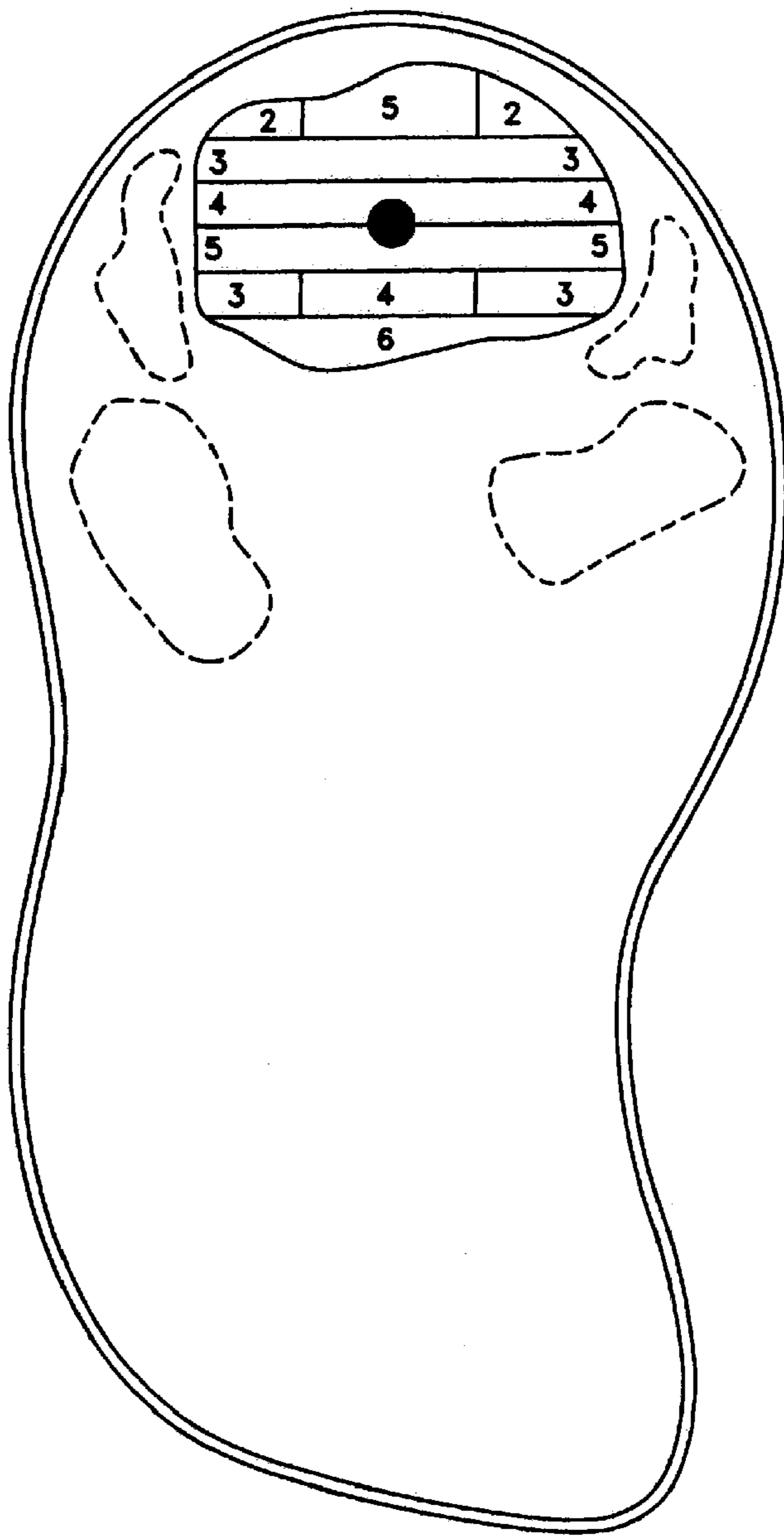


FIG. 2



FIG. 3

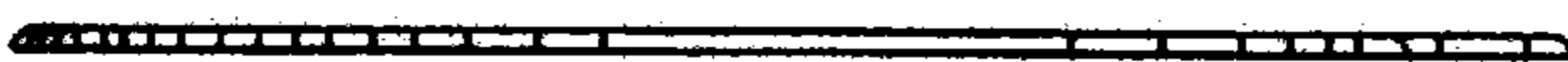


FIG. 4




FIG. 5

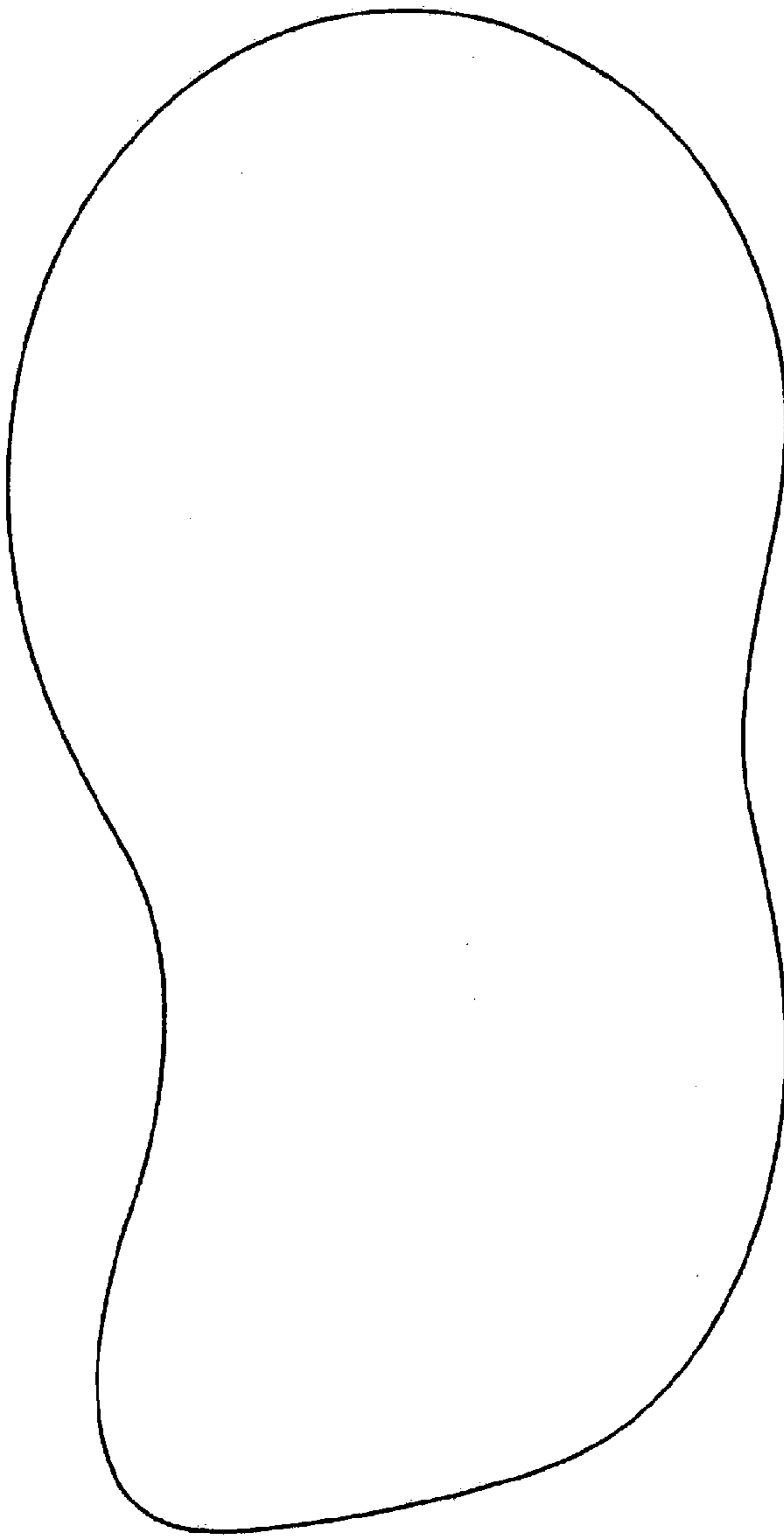


FIG. 6



FIG. 7