



US00D564057S

(12) **United States Design Patent**  
**Tacchetto**

(10) **Patent No.:** **US D564,057 S**  
(45) **Date of Patent:** **\*\* Mar. 11, 2008**

- (54) **FRAME FOR IN-LINE SKATES**
- (75) Inventor: **Maurizio Tacchetto**, Treviso (IT)
- (73) Assignee: **M.G.M. SpA**, Treviso (IT)
- (\*\*) Term: **14 Years**
- (21) Appl. No.: **29/235,196**
- (22) Filed: **Jul. 29, 2005**
- (30) **Foreign Application Priority Data**  
Feb. 28, 2005 (EM) ..... 000301650-0001/0003
- (51) **LOC (8) Cl.** ..... **21-01**
- (52) **U.S. Cl.** ..... **D21/771**
- (58) **Field of Classification Search** ..... D21/760-764,  
D21/771, 779; 280/11.14, 11.221, 11.233,  
280/11.25, 809, 811  
See application file for complete search history.

- (56) **References Cited**  
**U.S. PATENT DOCUMENTS**  
D376,633 S \* 12/1996 Chiang ..... D21/763  
D378,691 S \* 4/1997 Pratt ..... D21/761  
D387,834 S \* 12/1997 Chenevert ..... D21/771

D401,657 S \* 11/1998 Ou ..... D21/771  
D465,538 S \* 11/2002 Chen ..... D21/771  
D511,554 S \* 11/2005 Borel ..... D21/771

\* cited by examiner

*Primary Examiner*—Holly H. Baynham  
*Assistant Examiner*—Cynthia M. Chin  
(74) *Attorney, Agent, or Firm*—Wenderoth, Lind & Ponack,  
L.L.P.

(57) **CLAIM**

The ornamental design for a frame for in-line skates, as shown and described.

**DESCRIPTION**

FIG. 1 is a perspective view of a frame for inline skates showing my new design;  
FIG. 2 is a right-side view thereof;  
FIG. 3 is a left-side view thereof;  
FIG. 4 is a rear-side view thereof;  
FIG. 5 is a front-side view thereof;  
FIG. 6 is a bottom-side view thereof; and,  
FIG. 7 is a top-side view thereof.

**1 Claim, 7 Drawing Sheets**




FIGURE 1




FIGURE 2




FIGURE 3




FIGURE 4




FIGURE 5




FIGURE 6

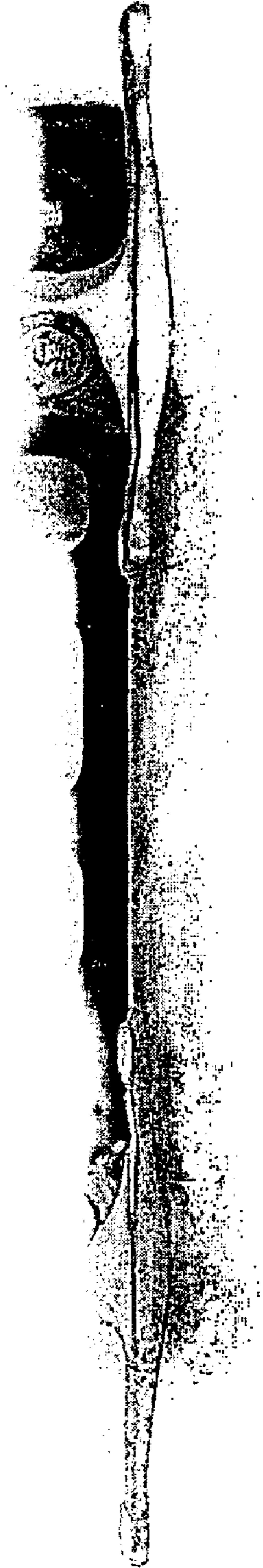


FIGURE 7

