



US00D564055S

(12) **United States Design Patent** (10) **Patent No.:** **US D564,055 S**
Jertson et al. (45) **Date of Patent:** **** Mar. 11, 2008**

(54) **SOLE FOR A GOLF CLUB HEAD**
(75) Inventors: **Marty R. Jertson**, Cave Creek, AZ (US); **Michael R. Nicolette**, Scottsdale, AZ (US); **Bradley D. Schweigert**, Anthem, AZ (US); **Anthony D. Serrano**, Anthem, AZ (US); **Xiaojian Chen**, Phoenix, AZ (US)
(73) Assignee: **Karsten Manufacturing Corporation**, Phoenix, AZ (US)

D397,748 S * 9/1998 Moore D21/733
D398,682 S 9/1998 Moore
D426,268 S 6/2000 Ortiz
6,257,991 B1 7/2001 Ortiz
D472,950 S 4/2003 Burnett et al.
D519,589 S 4/2006 Barez et al.
D520,586 S 5/2006 Bingman
D521,090 S * 5/2006 Burrows D21/752
D522,077 S 5/2006 Schweigert et al.
D522,597 S 6/2006 Sanchez
D522,601 S 6/2006 Schweigert et al.
D526,694 S 8/2006 Schweigert et al.
D529,111 S 9/2006 Cleveland et al.

(**) Term: **14 Years**

(Continued)

(21) Appl. No.: **29/284,790**

OTHER PUBLICATIONS

(22) Filed: **Sep. 14, 2007**

Anthony D. Serrano, et al., "Golf Driver Head," U.S. Appl. No. 29/266,936, filed Sep. 29, 2006.
Eric J. Morales, et al., "Golf Driver Head," U.S. Appl. No. 29/266,927, filed Sep. 29, 2006.

Related U.S. Application Data

(Continued)

(63) Continuation of application No. 29/280,086, filed on May 16, 2007, and a continuation of application No. 29/277,597, filed on Mar. 2, 2007, and a continuation of application No. 29/277,593, filed on Mar. 2, 2007, and a continuation of application No. 29/277,584, filed on Mar. 2, 2007, now Pat. No. Des. 557,363.

Primary Examiner—Mitchell Siegel

(51) **LOC (8) Cl.** **21-02**
(52) **U.S. Cl.** **D21/752**
(58) **Field of Classification Search** D21/733, D21/752, 759; 473/324–331, 343–346
See application file for complete search history.

(57) **CLAIM**

The ornamental design for a sole for a golf club head, as shown and described.

(56) **References Cited**

DESCRIPTION

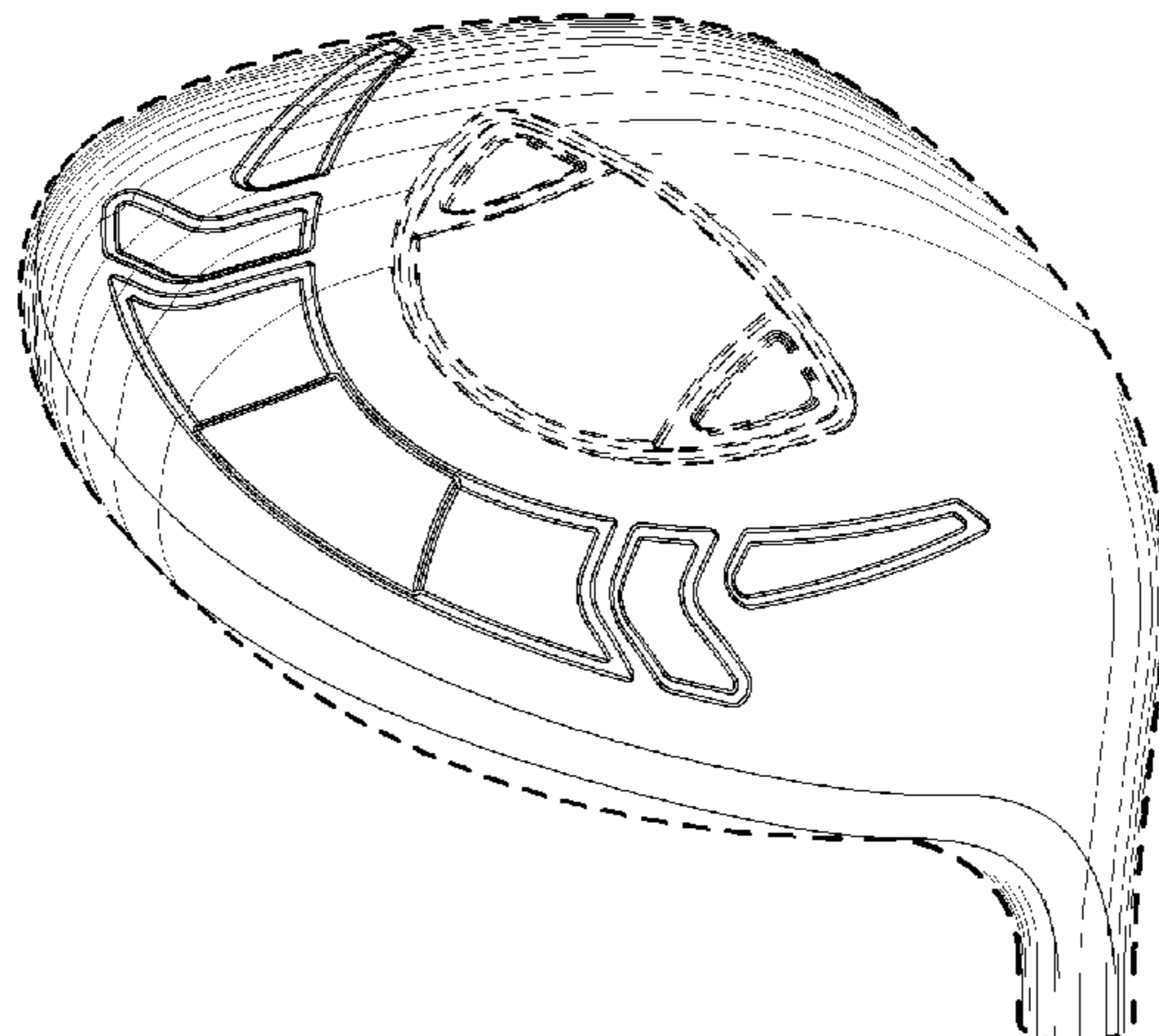
U.S. PATENT DOCUMENTS

4,930,781 A 6/1990 Allen
D366,080 S * 1/1996 Chou et al. D21/752
D367,094 S * 2/1996 Williams, Jr. D21/752
D371,817 S 7/1996 Olsavsky et al.
5,575,725 A 11/1996 Olsavsky
D379,391 S 5/1997 Moore
D382,612 S * 8/1997 Oyer D21/752
D382,615 S 8/1997 Schaeffer et al.
D387,830 S 12/1997 Gilbert
5,797,807 A 8/1998 Moore

FIG. 1 is a perspective view of a sole for a golf club head;
FIG. 2 is a plan view of FIG. 1;
FIG. 3 is a perspective view of a second embodiment of a sole for a golf club head;
FIG. 4 is a plan view of FIG. 3;
FIG. 5 is a perspective view of a third embodiment of a sole for a golf club head; and,
FIG. 6 is a plan view of FIG. 5.

The broken line showing is included for the purpose of illustrating and forms no part of the claimed design.

1 Claim, 3 Drawing Sheets



U.S. PATENT DOCUMENTS

D532,473 S 11/2006 Chen et al.
D537,495 S 2/2007 Schweigert et al.
D537,496 S 2/2007 Serrano et al.
D538,363 S 3/2007 Schweigert et al.
D539,371 S 3/2007 Chen et al.
7,186,190 B1 3/2007 Beach et al.
D543,602 S 5/2007 Hoffman et al.
D545,931 S 7/2007 Barez et al.
2005/0272527 A1 12/2005 Sugimoto
2006/0052181 A1 3/2006 Serrano et al.

OTHER PUBLICATIONS

Marty R. Jertson, et al., "Golf Fairway Wood Head," U.S. Appl. No. 29/277,584, filed Mar. 2, 2007.
Marty R. Jertson, et al., "Golf Fairway Wood Head," U.S. Appl. No. 29/277,590, filed Mar. 2, 2007.

Marty R. Jertson, et al., "Golf Fairway Wood Head," U.S. Appl. No. 29/277,591, filed Mar. 2, 2007.
Bradley D. Schweigert, et al., "Golf Driver Head," U.S. Appl. No. 29/277,593, filed Mar. 2, 2007.
Bradley D. Schweigert, et al., "Golf Driver Head," U.S. Appl. No. 29/277,595, filed Mar. 2, 2007.
Bradley D. Schweigert, et al., "Golf Driver Head," U.S. Appl. No. 29/277,594, filed Mar. 2, 2007.
Marty R. Jertson, et al., "Golf Hybrid Head," U.S. Appl. No. 29/277,597, filed Mar. 2, 2007.
Marty R. Jertson, et al., "Golf Hybrid Head," U.S. Appl. No. 29/277,586, filed Mar. 2, 2007.
Marty R. Jertson, et al., "Golf Hybrid Head," U.S. Appl. No. 29/277,587, filed Mar. 2, 2007.
Marty R. Jertson, et al., "Sole for a Golf Club Head," U.S. Appl. No. 29/280,086, filed May 16, 2007.

* cited by examiner

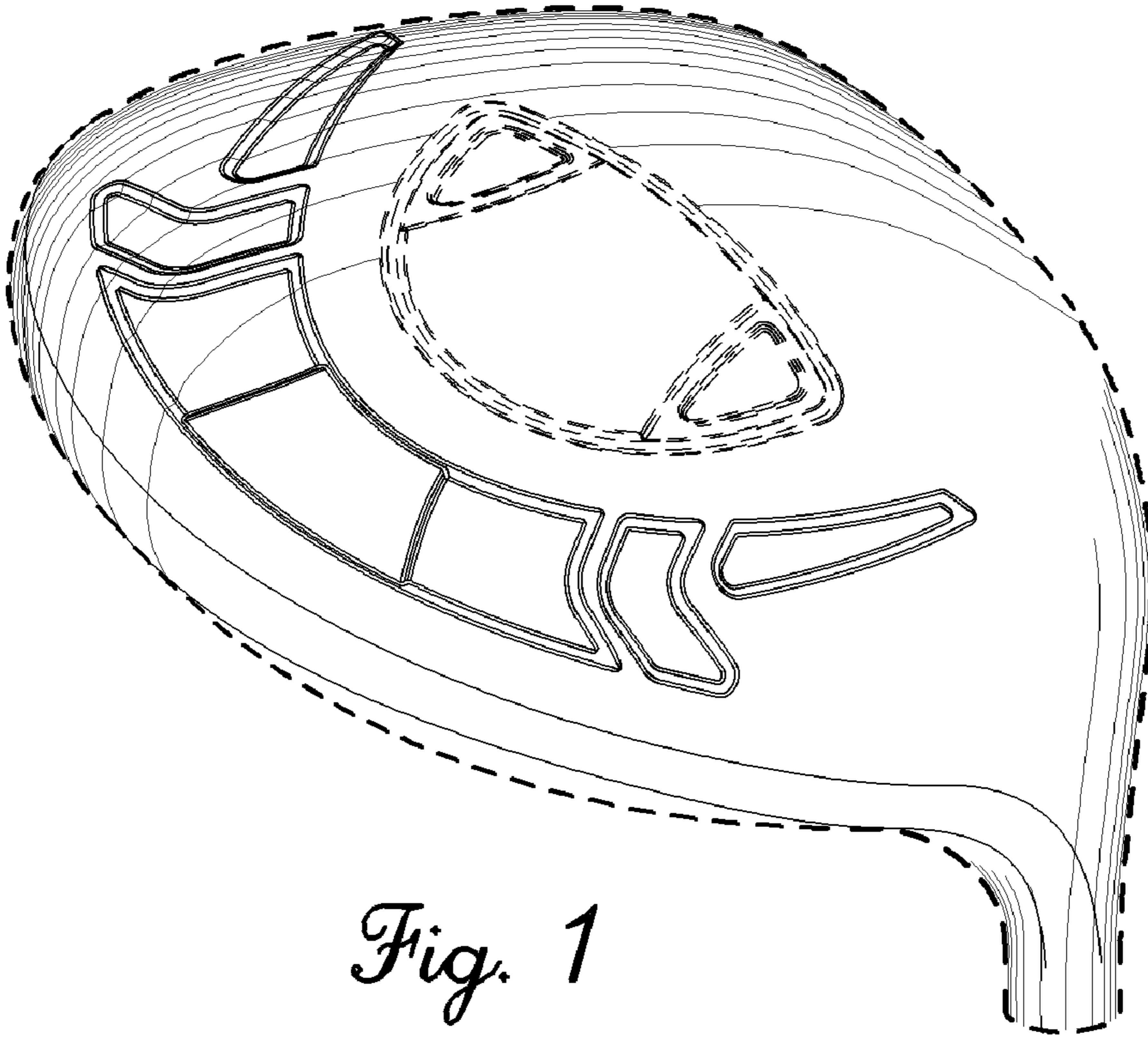


Fig. 1

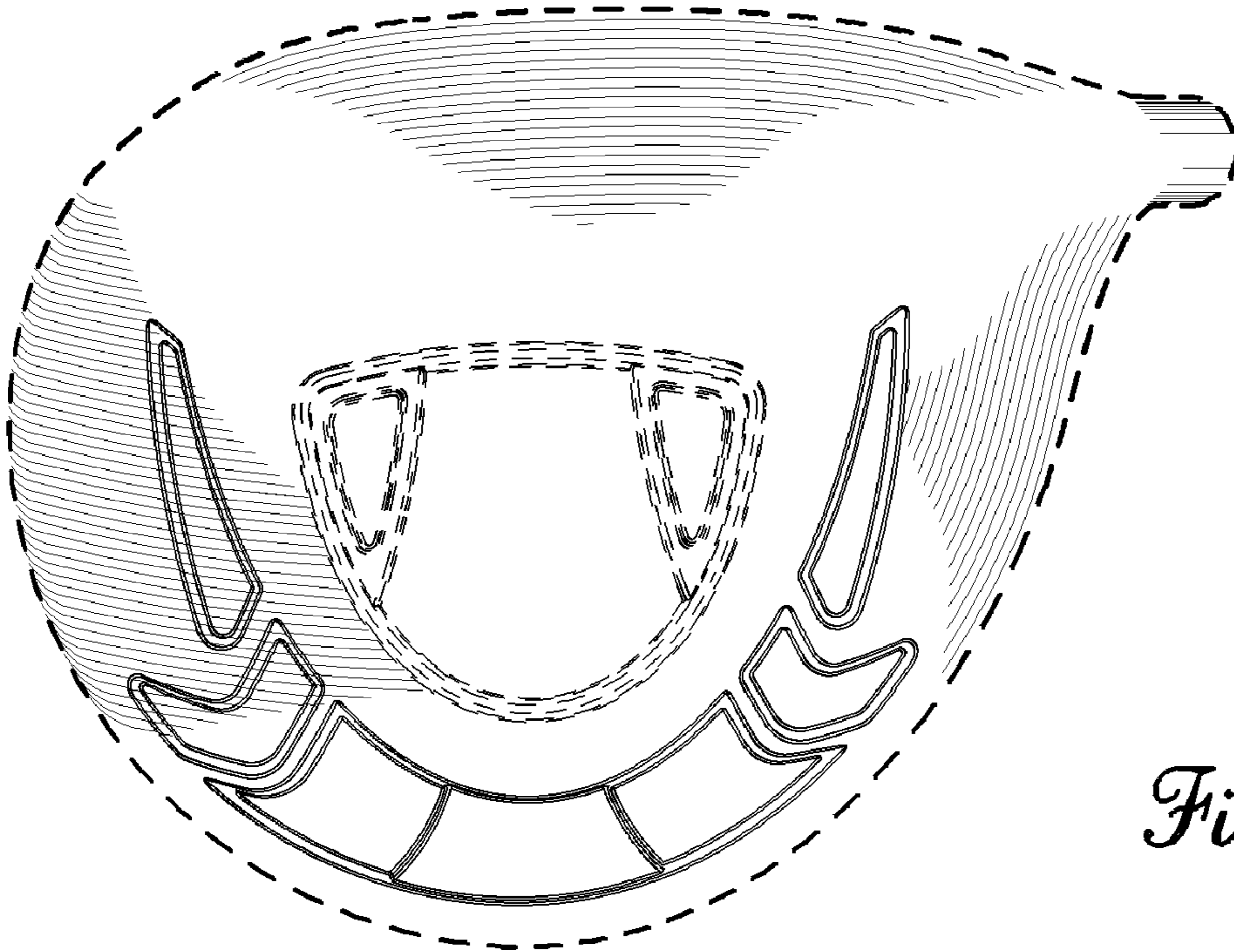


Fig. 2

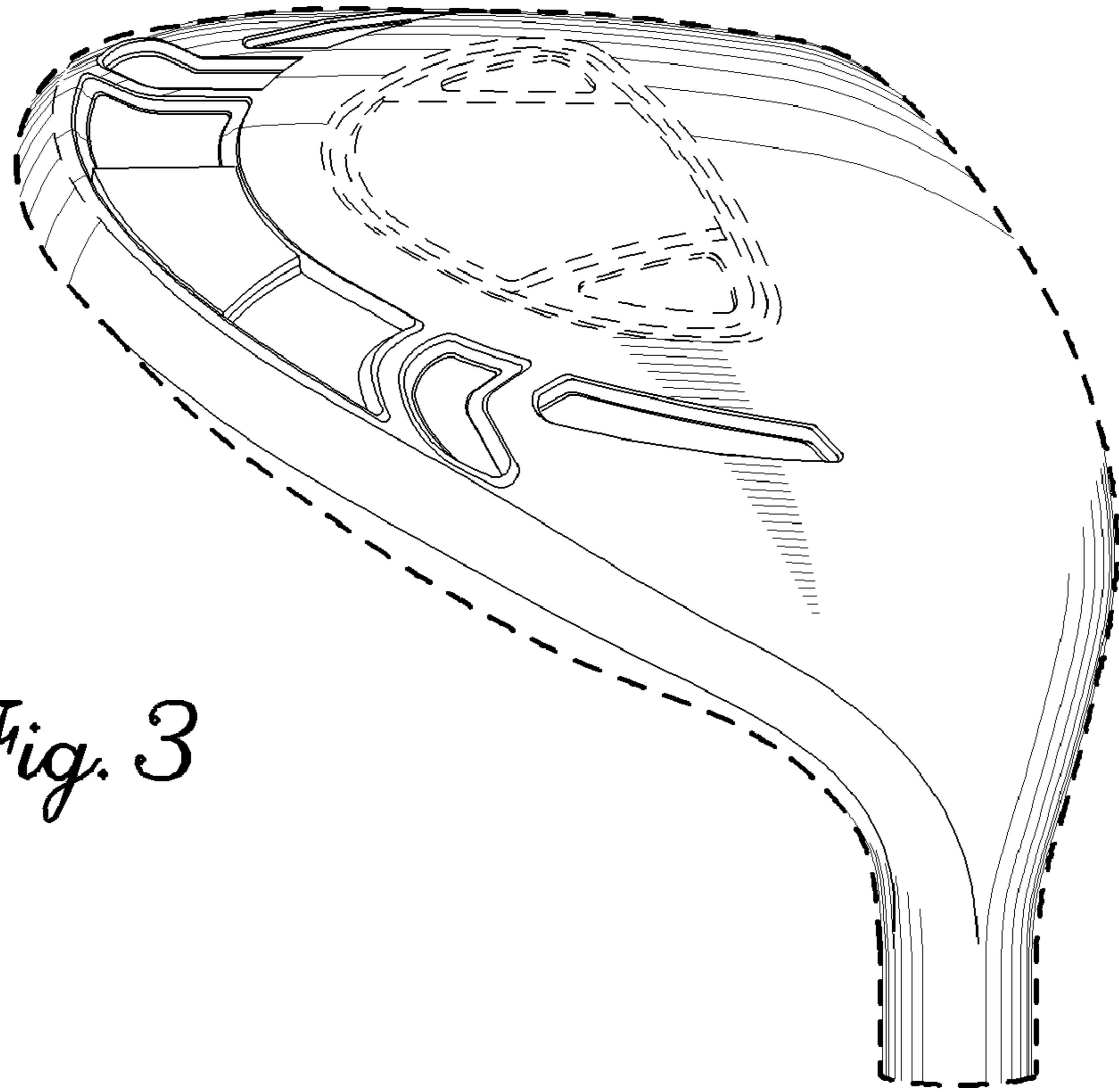


Fig. 3

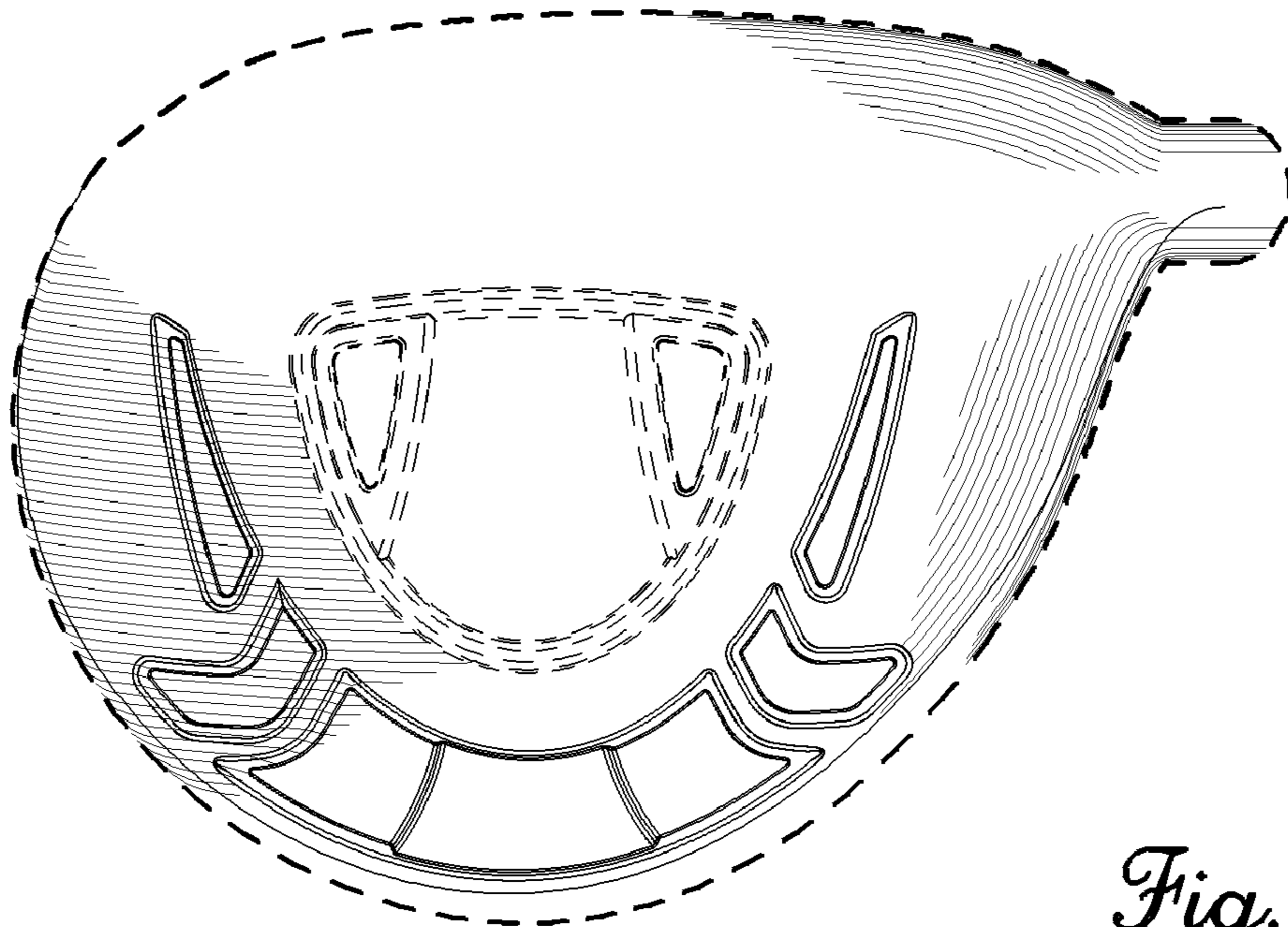


Fig. 4

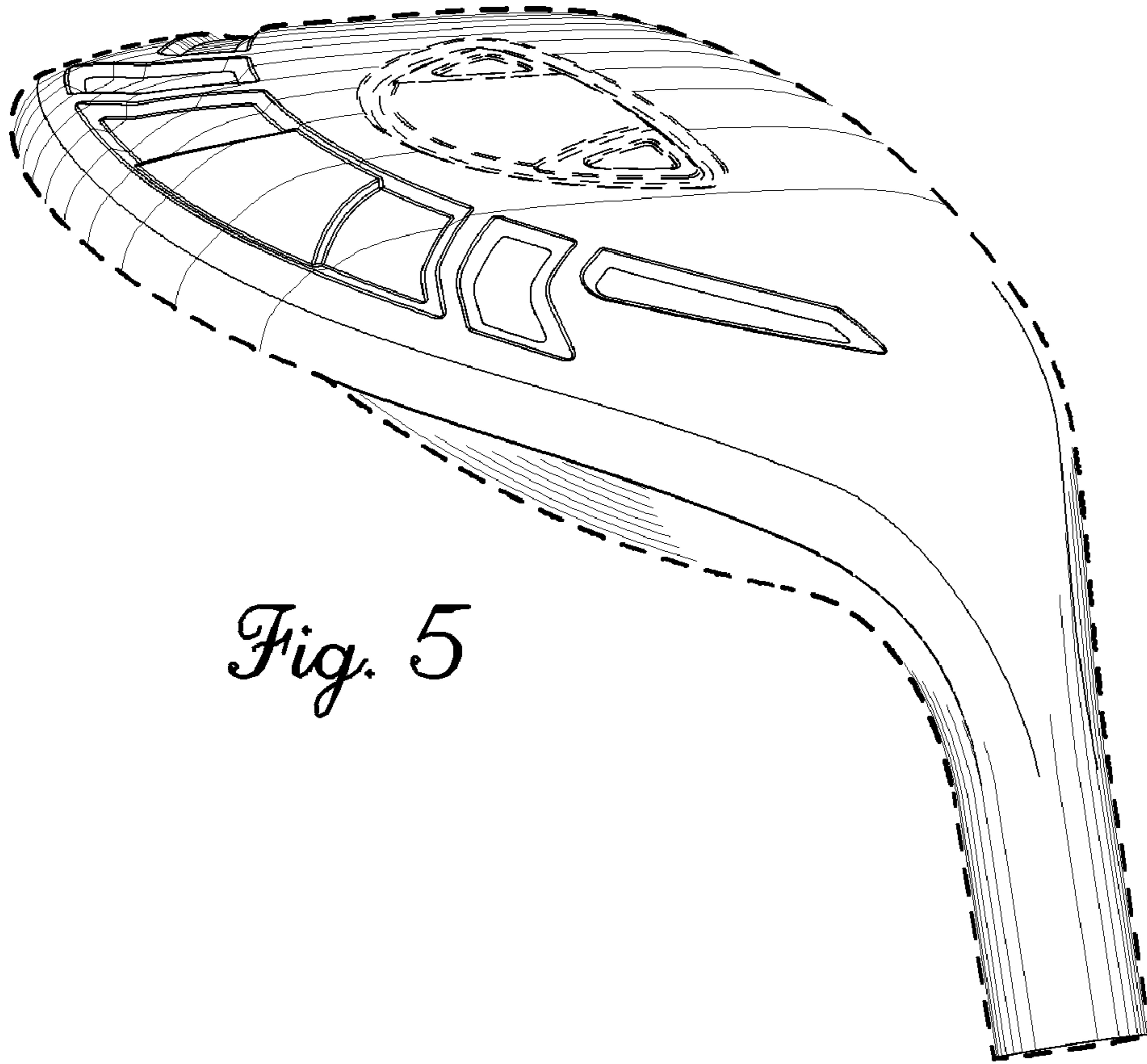


Fig. 5

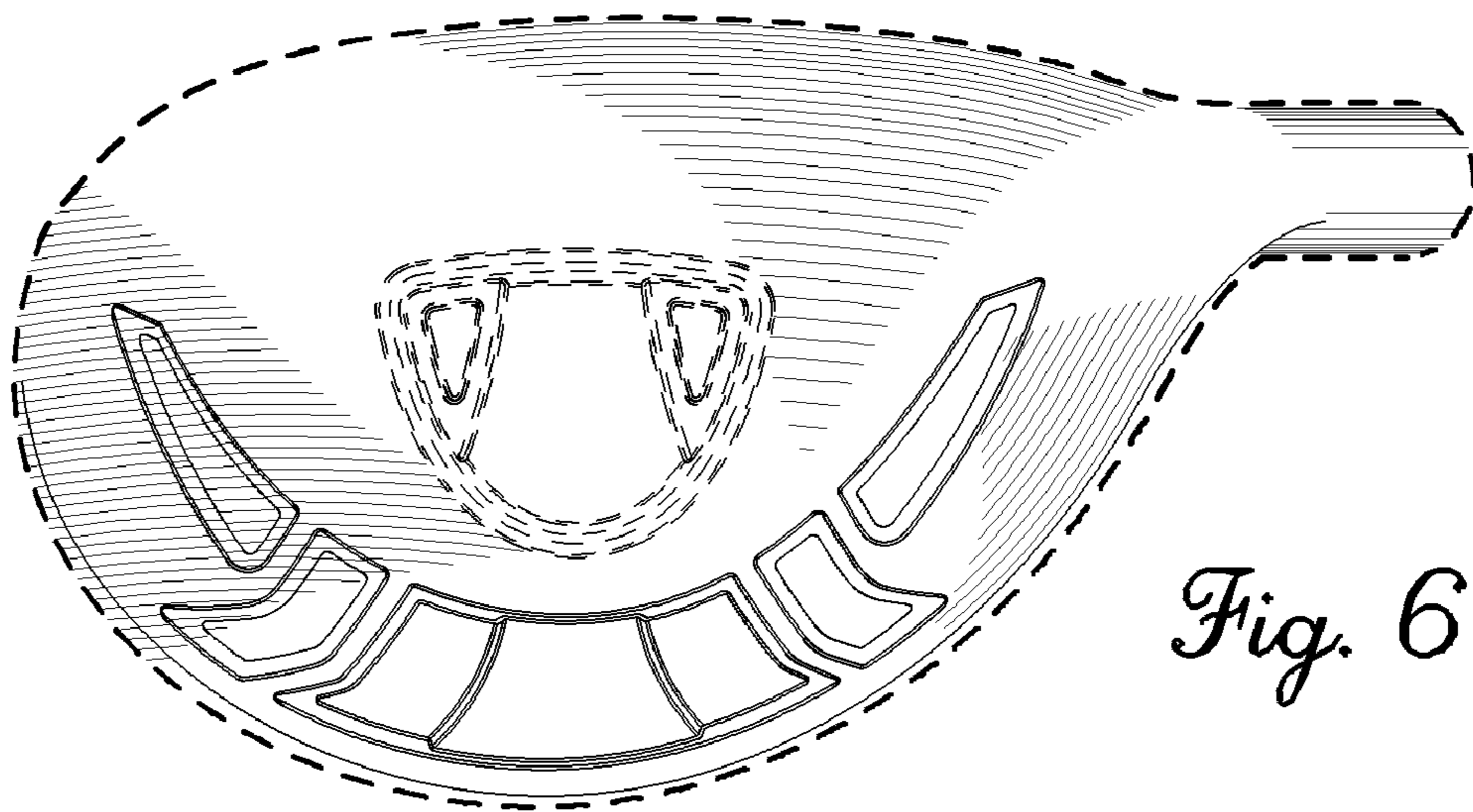


Fig. 6