



US00D564050S

(12) **United States Design Patent**  
**Johnson et al.**

(10) **Patent No.:** **US D564,050 S**  
(45) **Date of Patent:** **\*\* Mar. 11, 2008**

(54) **STUFFED TOY ELEPHANT WITH  
DETACHABLE APPENDAGES**

(76) Inventors: **Jason R. Johnson**, 418 S. Fourth St., --  
#4, Mankato, MN (US) 56001; **Adam  
W. Kittelson**, 10750 Butternut Cir.,  
NW., Coon Rapids, MN (US) 55448

(\*\*) Term: **14 Years**

(21) Appl. No.: **29/249,530**

(22) Filed: **Oct. 10, 2006**

(51) **LOC (8) Cl.** ..... **21-01**

(52) **U.S. Cl.** ..... **D21/616**

(58) **Field of Classification Search** ..... D21/576-578,  
D21/584-595, 615-616; D11/158; 446/72,  
446/97-98, 100, 268-269, 321, 368-369  
See application file for complete search history.

(56) **References Cited**

**U.S. PATENT DOCUMENTS**

4,208,832	A *	6/1980	Corriveau	.....	446/100
D406,717	S *	3/1999	Rosenstadt et al.	.....	D21/616
5,897,420	A *	4/1999	Lawrence et al.	.....	446/321
D499,455	S *	12/2004	Oberhofer	.....	D21/616
D502,315	S *	3/2005	Oberhofer	.....	D21/616
6,887,120	B2 *	5/2005	Shamitoff	.....	446/99

**OTHER PUBLICATIONS**

Fun Farm 1986 Catalog, p. 3, Elliot, lower left.\*  
Toys R Us Spring Catalog, p. 15, Elephant 'C', top.\*  
U.S. Toy Company 2003 Catalog, p. 144, Elephant, bottom left.\*

\* cited by examiner

*Primary Examiner*—Sandra L. Morris

(74) *Attorney, Agent, or Firm*—Charles A. Lemaire;  
Lemaire Patent Law Firm, P.L.L.C.

(57) **CLAIM**

We claim the ornamental design for a stuffed toy elephant with detachable appendages, as shown and described.

**DESCRIPTION**

FIG. 1 is a front left perspective view of a stuffed toy elephant with detachable appendages, shown with appendages attached, showing the new design;

FIG. 2 shows a front elevation view thereof;

FIG. 3 shows a back elevation view thereof;


FIG. 4 shows a side elevation view thereof;

FIG. 5 shows a top plan view thereof; and,


FIG. 6 shows a bottom plan view thereof.

In the FIGS. 1-6, the broken line illustration of the environmental structure forms no part of the claimed invention.


**1 Claim, 6 Drawing Sheets**



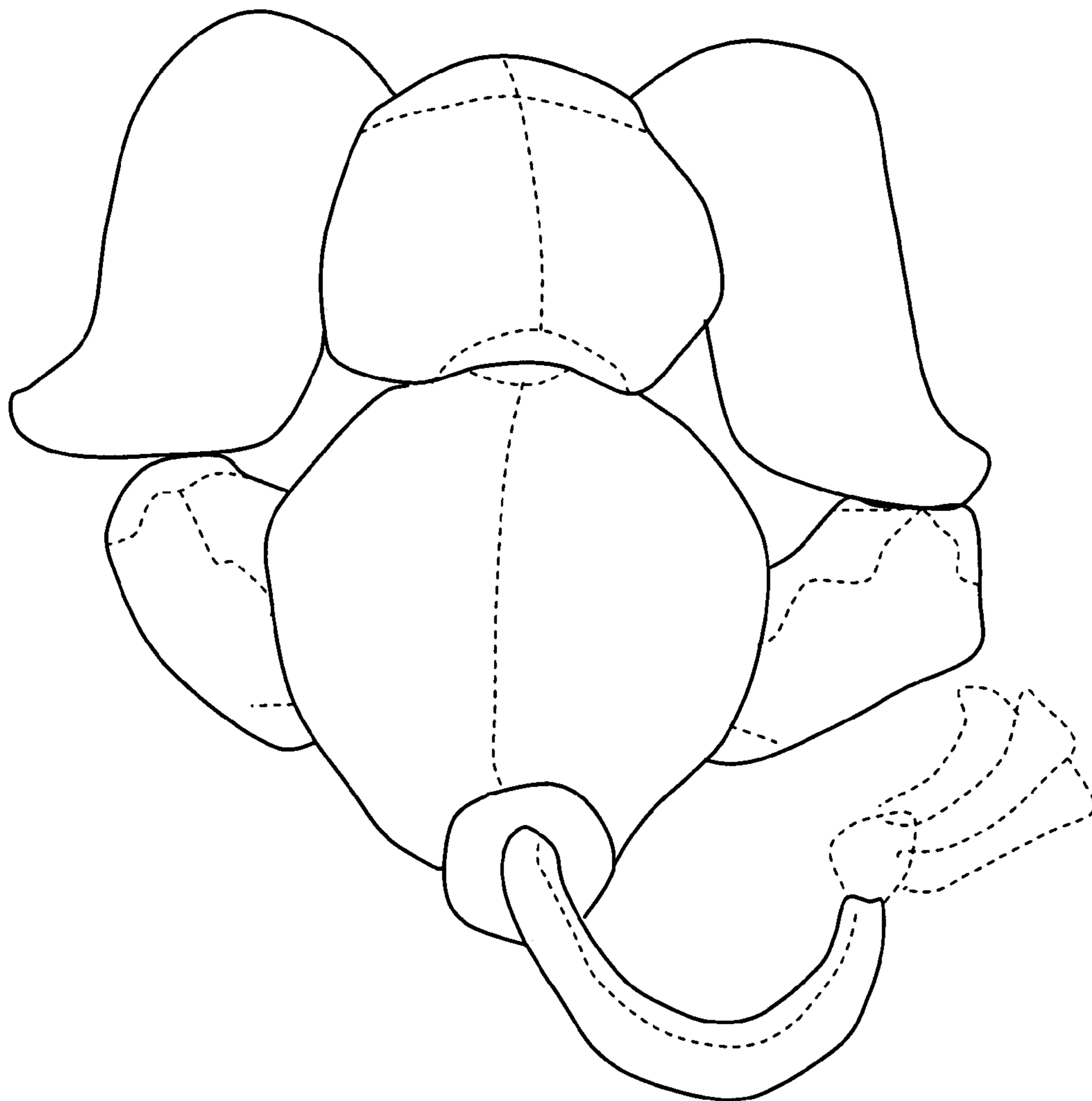
***FIG. 1***



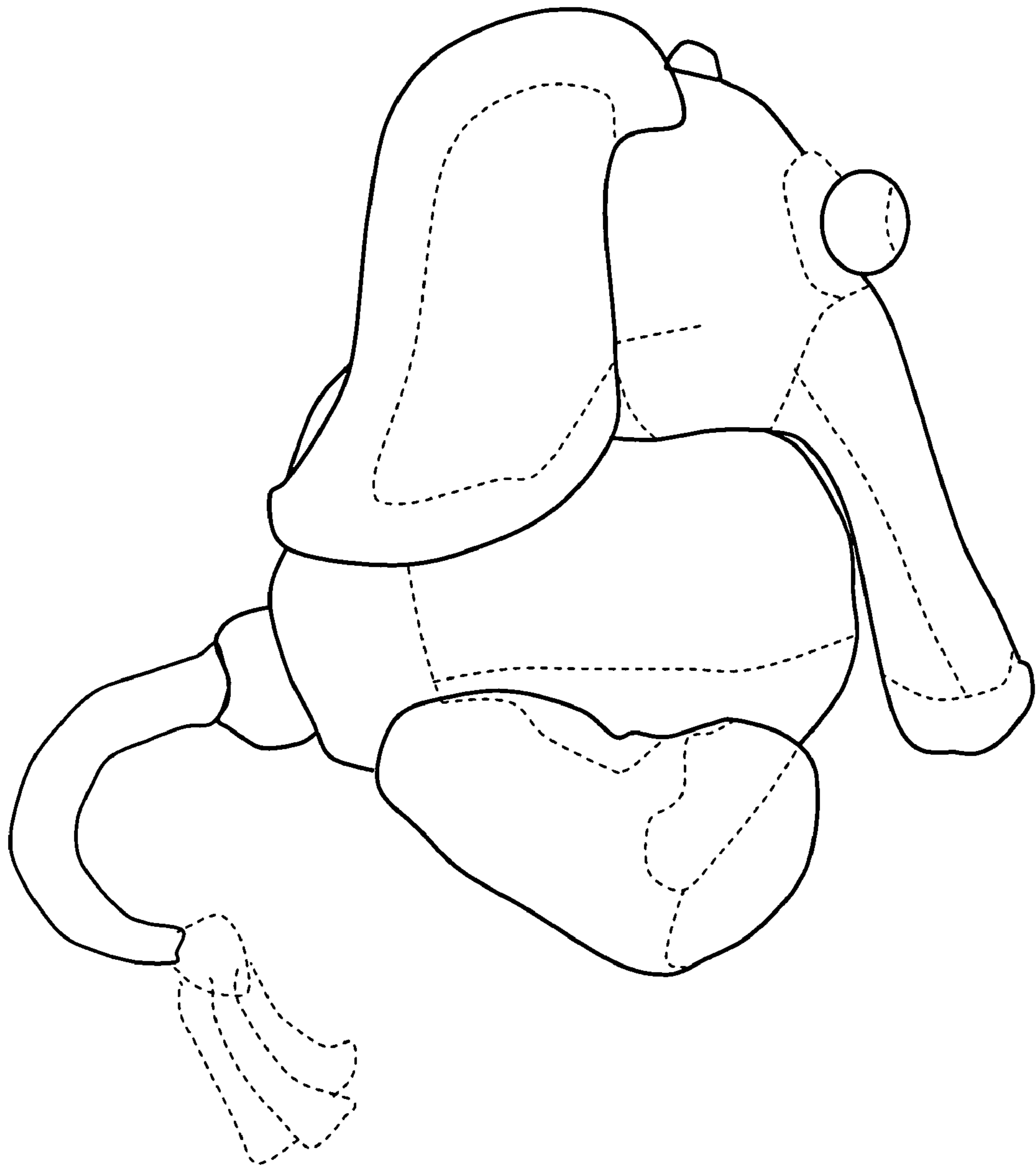
**FIG. 2**



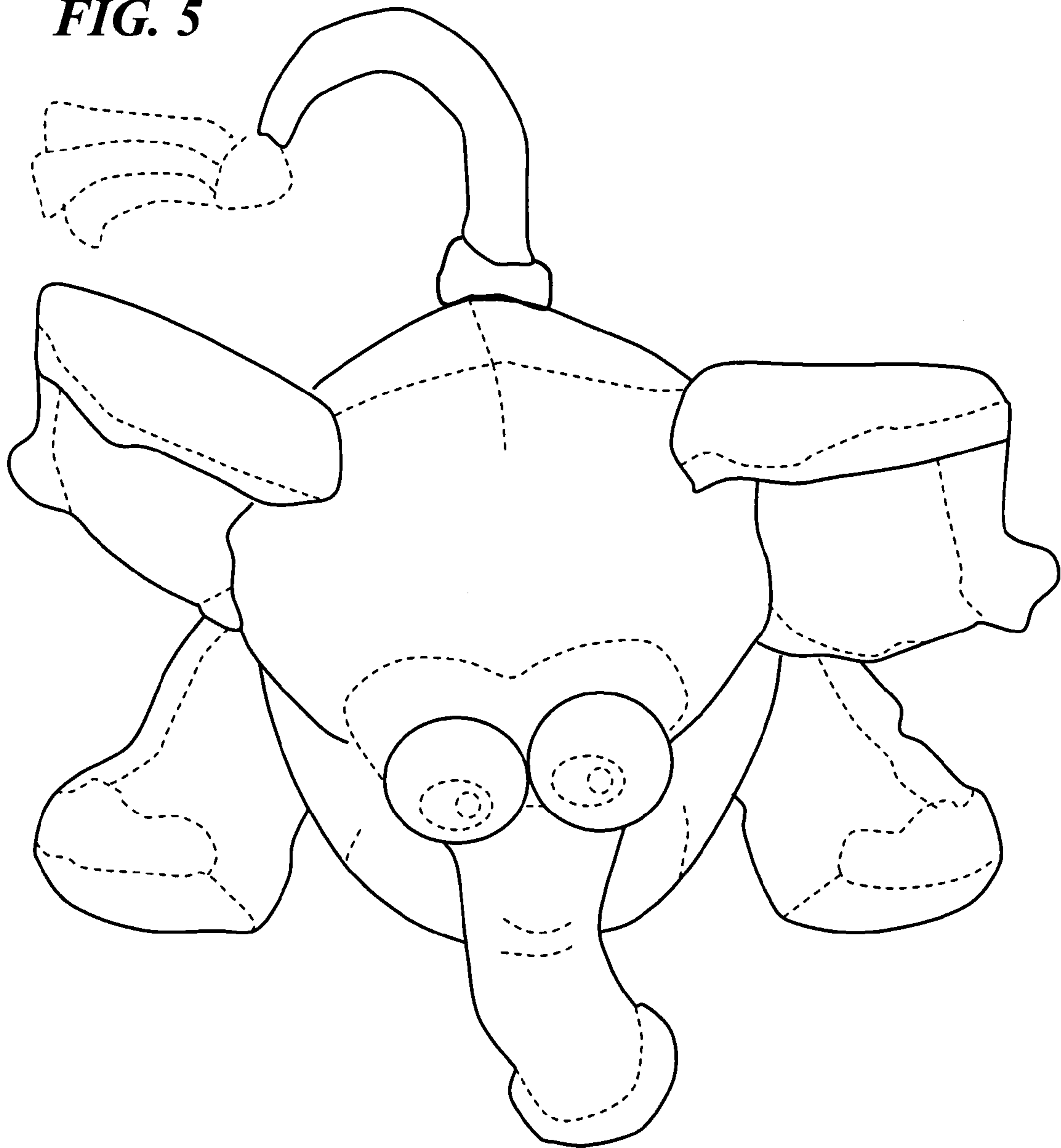
**FIG. 3**



**FIG. 4**



**FIG. 5**



**FIG. 6**

